

# 201 RAIDERS ALPHABETICAL ROSTER

NO	NAME	POS.	HT.	WT.	AGE	EXP.	COLLEGE	HOMETOWN	HOW ACQ.
84	Damola Adeniji	WR	6-3	215	24	1	Oregon State	Eugene, OR	FA-'10
86	David Ausbery	TE	6-4	245	23	R	USC	Lemoore, CA	D7-'11
72	Joe Barksdale	T	6-4	325	22	R	LSU	Detroit, MI	D3-'11
69	Khalif Barnes	T	6-5	325	29	1	Washington	Spring Valley, CA	UFA-'09 JAC
15	Shawn Barnes	WR	5-10	180	24	1	Kent State	Memphis, TN	FA-'11
32	Michael Bennett	RB	5-9	205	33	11	Wisconsin	Milwaukee, WI	FA-'11
56	Darryl Blackstock	LB	6-3	245	28	5	Virginia	Newport News, VA	FA-'11
10	Shaun Bodford	WR	5-11	185	29	4	Portland State	Federal Way, WA	FA-'10
7	Kyle Boller	QB	6-3	220	30	8	California	Newhall, CA	UFA-'10 STL
87	Kevin Boss	TE	6-6	255	27	5	Western Oregon	Corvallis, OR	UFA-'11
40	Jerome Boyd	S	6-2	225	25	2	Oregon	Los Angeles, CA	FA-'11
33	Tyvon Branch	S	6-0	205	24	4	Connecticut	Cicero, NY	D4-'08
88	Kevin Brock	TE	6-5	260	25	1	Rutgers	Hackensack, NJ	FA-'10
95	Mason Brodine	DE	6-7	255	23	R	Nebraska-Kearney	Elm Creek, NE	FA-'11
27	Stevie Brown	S	5-11	215	24	2	Michigan	Columbus, IN	D7-'10
90	Desmond Bryant	DT	6-5	290	26	3	Harvard	Elizabethtown, NC	FA-'09
29	Michael Bush	RB	6-1	245	27	4	Louisville	Louisville, KY	D4-'07
74	Bruce Campbell	G	6-6	315	23	2	Maryland	Hamden, CT	D4-'10
8	Jason Campbell	QB	6-5	230	29	7	Auburn	Taylorville, MS	TR-'10 WAS
66	Cooper Carlisle	G	6-5	295	34	12	Florida	McComb, MS	UFA-'07 DEN
25	Rock Cartwright	RB	5-8	215	31	10	Kansas State	Conroe, TX	FA-'11
35	Chimdi Chekwa	CB	6-0	190	22	R	Ohio State	Clermont, FL	D4-'11
59	Jon Condo	LS/LB	6-3	250	29	6	Maryland	Philipsburg, PA	FA-'06
73	Jamie Cumbie	DT	6-7	290	22	R	Clemson	Morris, IL	FA-'11
58	Bruce Davis II	LB	6-3	250	25	3	UCLA	League City, TX	FA-'10
27	Trent Edwards	QB	6-4	230	27	5	Stanford	Ocean, CA	FA-'11
62	Lou Elades	T	6-4	310	24	R	Penn State	Great Neck, NJ	FA-'11
43	Zac Etheridge	S	6-0	210	23	R	Auburn	Troy, AL	FA-'11
31	Hiram Eugene	S	6-2	200	30	6	Louisiana Tech	Jeanerette, LA	FA-'06
12	Jacoby Ford	WR	5-9	185	24	2	Clemson	Royal Palm Beach, FL	D4-'10
47	Chris Francis	LB	6-0	235	22	R	Baylor	Cedar Hill, TX	FA-'11
48	Bani Gbadyu	LB	6-1	240	23	R	Penn State	Gaithersburg, MD	FA-'11
50	Travis Goethel	LB	6-2	240	24	2	Arizona State	Vista, CA	D6-'10
82	Richard Gordon	TE	6-4	265	24	R	Miami	Miami, Fla.	D6-'11
13	Steve Goulet	WR	6-2	195	23	R	Ohio	Irmo, SC	FA-'11
52	Quentin Groves	LB	6-3	265	27	4	Auburn	Greenville, MS	TR-'10 JAC
70	Cody Habban	T	6-5	300	23	R	Washington	Sammamish, WA	FA-'11
6	Derek Hagan	WR	6-2	215	26	6	Arizona State	Palmdale, CA	FA-'11
79	John Henderson	DT	6-7	335	32	10	Tennessee	Nashville, TN	UFA-'10 JAC
75	Stephon Heyer	T	6-6	330	27	5	Maryland	Snellville, GA	UFA-'11
85	Darius Heyward-Bey	WR	6-2	210	24	3	Maryland	Owings Mills, MD	D1-'09
98	Derrick Hill	DT	6-2	310	23	R	California	Oakland, CA	FA-'11
78	Tommie Hill	DE	6-6	245	25	1	Colorado State	Littleton, CO	FA-'11
99	Lamar Houston	DE	6-3	305	24	2	Texas	Colorado Springs, CO	D2-'10
24	Michael Huff	S	6-1	205	28	6	Texas	Irving, TX	D1-'06
3	Chad Jackson	WR	6-1	210	26	4	Florida	Birmingham, AL	FA-'11
11	Sebastian Janikowski	K	6-2	250	33	12	Florida State	Daytona Beach, FL	D1-'00
31	Chris Johnson	CB	6-1	200	31	8	Louisville	Longview, TX	UFA-'07 KC
14	Derrick Jones	WR	6-0	195	25	R	California (PA)	Long Beach, CA	FA-'11
36	Taiwan Jones	RB	6-0	195	23	R	Eastern Washington	Antioch, CA	D4-'11
44	Bryson Kelly	RB	6-1	235	22	R	Central Washington	Mukilteo, WA	FA-'11
93	Tommy Kelly	DT	6-6	300	30	8	Mississippi State	Jackson, MS	FA-'04
63	Ben Lamaak	G	6-4	320	23	R	Iowa State	Cedar Rapids, IA	FA-'11
19	Jordan LaSecla	QB	6-3	205	23	R	San Jose State	Newbury Park, CA	FA-'11
9	Shane Lechler	P	6-2	225	35	12	Texas A&M	Sealy, TX	D5-'00
60	Daniel Loper	G	6-6	320	29	7	Texas Tech	Houston, TX	UFA-'10 DET
55	Rolando McClain	LB	6-3	255	22	2	Alabama	Decatur, AL	D1-'10
42	James McCluskey	RB	6-2	300	23	R	Boston College	Billerica, MA	FA-'11
42	Darren McFadden	RB	6-2	210	23	4	Arkansas	North Little Rock, AR	D1-'08
22	Walter McFadden	CB	5-10	180	24	2	Auburn	Pompano Beach, FL	D5-'10
16	Eddie McGee	WR	6-4	210	23	R	Illinois	Washington D.C.	FA-'11
89	Nick Miller	WR	5-9	180	24	3	Southern Utah	Mesa, AZ	FA-'09
34	Mike Mitchell	S	6-1	220	24	3	Ohio	Florence, KY	D2-'09
17	Denarius Moore	WR	6-0	195	22	R	Tennessee	Tatum, TX	D5-'11
39	Sterling Moore	CB	5-10	190	21	R	SMU	Antioch, CA	FA-'11
94	Jarvis Moss	DE	6-7	260	27	5	Florida	Denton, TX	W-'10 DEN
18	Louis Murphy	WR	6-2	200	24	3	Florida	St. Petersburg, FL	D4-'09
83	Brandon Myers	TE	6-4	250	25	3	Iowa	Iowa City, IA	D6-'09
65	Glen Pakulak	P	6-5	220	31	3	Kentucky	Lapeer, MI	FA-'11
4	Alex Parsons	G	6-4	300	23	1	USC	Irvine, CA	FA-'10
71	Alan Pelc	G	6-6	305	23	R	North Carolina	Pittsburgh, PA	FA-'11
28	Joe Porter	CB	5-10	205	25	2	Rutgers	Franklin, NJ	FA-'10
30	Louis Rankin	RB	6-1	205	26	3	Washington	Stockton, CA	FA-'11
45	Marcel Reece	RB	6-3	240	26	3	Washington	Hesperia, CA	FA-'08
26	Stanford Routt	CB	6-1	195	28	7	Houston	Austin, TX	D2-'05
64	Samson Satele	C	6-3	300	26	5	Hawaii	Kailua, HI	TR-'09 MIA
81	Chaz Schluens	WR	6-4	225	25	4	San Diego State	Mesa, AZ	D7-'08
67	Roy Schuening	G	6-3	315	27	2	Oregon State	Pendleton, OR	FA-'11
91	Trevor Scott	DE	6-5	255	26	4	Buffalo	Potsdam, NY	D6-'08
92	Richard Seymour	DT	6-8	310	31	11	Georgia	Gadsden, SC	TR-'09 NE
77	Matt Shaughnessy	DE	6-5	270	24	3	Wisconsin	Norwich, CT	D3-'09
41	Manase Tonga	RB	5-11	245	27	1	BYU	San Mateo, CA	FA-'10
38	DeMarcus Van Dyke	CB	6-1	180	22	R	Miami	Miami, FL	D3-'11
68	Jared Veldheer	T	6-8	315	24	2	Hillsdale	Grand Rapids, MI	D3-'10
76	Seth Wand	T	6-7	330	32	6	NW Missouri State	Springfield, MO	UFA-'11
23	Jeremy Ware	CB	5-10	185	24	2	Michigan State	Fort Myers, FL	D7-'10
54	Sam Williams	LB	6-5	260	31	9	Fresno State	Clayton, CA	D3-'03
66	Kameron Wimbley	LB	6-4	255	27	6	Florida State	Wichita, KS	TR-'10 CLE
91	Stefen Wisniewski	C	6-3	315	22	R	Penn State	Pittsburg, PA	D2-'11

# 2011 RAIDERS NUMERICAL ROSTER

NO	NAME	POS.	HT.	WT.	DOB	EXP.	COLLEGE	HOMETOWN
3	Chad Jackson	WR	6-1	210	3/6/85	4	Florida	Birmingham, AL
4	Glenn Pakulak	P	6-3	220	4/9/80	3	Kentucky	Lapeer, MI
5	Trent Edwards	QB	6-4	230	10/30/83	5	Stanford	Los Gatos, CA
6	Derek Hagan	WR	6-2	215	9/21/84	6	Arizona State	Palmdale, CA
7	Kyle Boller	QB	6-3	220	6/17/81	8	California	Newhall, CA
8	Jason Campbell	QB	6-5	230	12/31/81	7	Auburn	Taylorfordsville, MS
9	Shane Lechler	P	6-2	225	8/7/76	12	Texas A&M	Sealy, TX
10	Shaun Bodiford	WR	5-11	185	5/4/82	4	Portland State	Federal Way, WA
11	Sebastian Janikowski	K	6-2	250	3/2/78	12	Florida State	Daytona Beach, FL
12	Jacoby Ford	WR	5-9	185	7/27/87	2	Clemson	Royal Palm Beach, FL
13	Steve Goulet	WR	6-2	195	11/19/87	R	Ohio	Irmo, SC
14	Derrick Jones	WR	6-0	190	1/23/86	R	California (PA)	Long Beach, CA
15	Shawn Bayes	WR	5-10	180	7/8/87	1	Kent State	Memphis, TN
16	Eddie McGee	WR	6-4	210	1/23/88	R	Illinois	Washington D.C.
17	Denarius Moore	WR	6-0	195	12/9/88	R	Tennessee	Taturn, TX
18	Louis Murphy	WR	6-2	200	5/11/87	3	Florida	St. Petersburg, FL
19	Jordan LaSecia	QB	6-3	205	9/8/87	R	San Jose State	Newbury Park, CA
20	Darren McFadden	RB	6-2	210	8/27/87	4	Arkansas	North Little Rock, AR
22	Walter McFadden	CB	5-10	180	1/21/87	2	Auburn	Pompano Beach, FL
23	Jeremy Ware	CB	5-10	185	9/18/86	2	Michigan State	Fort Myers, FL
24	Michael Huff	S	6-1	205	3/6/83	6	Texas	Irving, TX
25	Rock Cartwright	RB	5-8	215	12/3/79	1	Kansas State	Conroe, TX
26	Stanford Routt	CB	6-1	195	7/26/83	7	Houston	Austin, TX
27	Stevie Brown	S	5-11	215	7/17/87	2	Michigan	Columbus, IN
28	Joe Porter	CB	5-10	205	11/27/85	2	Rutgers	Franklin, NJ
29	Michael Bush	RB	6-1	245	6/18/84	3	Louisville	Louisville, KY
30	Louis Rankin	RB	6-1	205	5/4/85	3	Washington	Stockton, CA
31	Hiram Eugene	S	6-2	200	11/24/80	6	Louisiana Tech	Jeanerette, LA
32	Michael Bennett	RB	5-9	205	8/13/78	11	Wisconsin	Milwaukee, WI
33	Tyvon Branch	S	6-0	205	12/11/86	4	Connecticut	Cicero, NY
34	Mike Mitchell	S	6-1	220	6/10/87	3	Ohio	Florence, KY
35	Chimidi Chekwa	CB	6-0	190	9/7/88	R	Ohio State	Clermont, FL
36	Tawain Jones	RB	6-0	195	7/26/88	R	Eastern Washington	Antioch, CA
37	Chris Johnson	CB	6-1	200	9/25/79	8	Louisville	Longview, TX
38	DeMarcus Van Dyke	CB	6-1	180	1/17/89	R	Miami	Miami, FL
39	Sterling Moore	CB	5-10	190	2/3/90	R	SMU	Antioch, CA
40	Jerome Boyd	S	6-2	225	5/26/86	2	Oregon	Los Angeles, CA
41	Manase Tonga	RB	5-11	245	2/28/84	1	BYU	San Mateo, CA
42	James McCluskey	RB	6-2	250	2/10/88	R	Boston College	Billerica, MA
43	Zac Etheridge	S	6-0	210	7/6/88	R	Auburn	Troy, AL
44	Bryan Kelly	RB	6-1	235	7/1/89	R	Central Washington	Mukiteo, WA
45	Marcel Reece	RB	6-3	240	6/23/85	3	Washington	Hesperia, CA
47	Chris Francis	LB	6-0	235	11/25/88	R	Baylor	Cedar Hill, TX
48	Bani Gbadyu	LB	6-1	240	8/31/87	R	Penn State	Gaithersburg, MD
50	Travis Goethel	LB	6-2	240	7/27/87	2	Arizona State	Vista, CA
52	Quentin Groves	LB	6-3	265	4/7/85	4	Auburn	Greenville, MS
54	Sam Williams	LB	6-5	260	7/28/80	9	Fresno State	Clayton, CA
55	Roland McClain	LB	6-3	255	7/14/89	6	Alabama	Nicasio, AL
56	Darryl Blackstock	LB	6-3	245	5/30/83	5	Virginia	Newport News, VA
58	Bruce Davis II	LB	6-3	250	9/2/85	3	UCLA	League City, TX
59	Jon Condo	LS/LB	6-3	250	8/26/81	6	Maryland	Philipsburg, PA
60	Daniel Loper	G	6-6	320	11/15/82	7	Texas Tech	Houston, TX
61	Stefen Wisniewski	C	6-3	315	3/22/89	R	Penn State	Pittsburgh, PA
62	Lou Eliades	T	6-4	310	8/14/87	R	Penn State	Ocean, NJ
63	Ben Lamaak	G	6-4	320	9/26/87	R	Iowa State	Cedar Rapids, IA
64	Samson Satele	C	6-3	300	11/29/84	5	Hawaii	Kailua, HI
65	Alex Parsons	G	6-4	300	9/14/87	1	USC	Irvine, CA
66	Cooper Carlisle	G	6-5	295	8/11/77	12	Florida	McComb, MS
67	Roy Schuengert	G	6-3	315	4/8/84	2	Oregon State	Pendleton, OR
68	Jared Veldheer	T	6-8	315	6/14/87	2	Hillsdale	Grand Rapids, MI
69	Khalif Barnes	T	6-5	325	4/21/82	7	Washington	Spring Valley, CA
70	Cody Habben	T	6-6	300	3/21/88	R	Washington	Sammamish, WA
71	Alan Pelc	G	6-6	305	6/9/88	R	North Carolina	Pittsburgh, PA
72	Joe Barksdale	T	6-4	325	1/11/89	R	LSU	Detroit, MI
73	Jamie Cumbie	DT	6-7	290	2/6/89	R	Clemson	Morris, IL
74	Bruce Campbell	G	6-6	315	5/25/88	2	Maryland	Hamden, CT
75	Stephon Heyer	T	6-6	330	1/16/84	5	Maryland	Snelville, GA
76	Seth Wand	T	6-7	330	8/6/79	6	NW Missouri State	Springfield, MO
77	Matt Shaughnessy	DE	6-5	270	9/29/86	3	Wisconsin	Norwich, CT
78	Tommie Hill	DE	6-6	245	11/28/85	1	Colorado State	Littleton, CO
79	John Henderson	DT	6-7	335	1/9/79	10	Tennessee	Nashville, TN
81	Chaz Schilens	WR	6-4	225	11/7/85	4	San Diego State	Mesa, AZ
82	Richard Gordon	TE	6-4	265	6/7/87	R	Miami	Miami, Fla.
83	Brandon Myers	TE	6-4	250	9/4/85	3	Iowa	Iowa City, IA
84	Damola Adeniji	WR	6-3	215	6/16/87	1	Oregon State	Eugene, OR
85	Darius Heyward-Bey	WR	6-2	210	2/26/87	3	Maryland	Owings Mills, MD
86	David Ausberry	TE	6-4	245	9/25/87	R	USC	Lemoore, CA
87	Kevin Boss	TE	6-6	255	1/11/84	5	Western Oregon	Corvallis, OR
88	Kevin Brock	TE	6-5	260	4/9/86	1	Rutgers	Hackensack, NJ
89	Nick Miller	WR	5-9	180	3/29/87	3	Southern Utah	Mesa, AZ
90	Desmond Bryant	DT	6-5	290	12/15/85	3	Harvard	Elizabethtown, NC
91	Trevor Scott	DE	6-5	255	8/30/84	4	Buffalo	Potsdam, NY
92	Richard Seymour	DT	6-6	310	10/6/79	11	Georgia	Gadsden, SC
93	Tommy Kelly	DT	6-6	300	12/27/80	8	Mississippi State	Jackson, MS
94	Jarvis Moss	DE	6-7	260	8/3/84	5	Florida	Denton, TX
95	Mason Brodine	DE	6-7	255	2/18/88	R	Nebraska-Kearney	Elm Creek, NE
96	Kameron Wimbley	LB	6-4	255	10/13/83	6	Florida State	Wichita, KS
98	Derrick Hill	DT	6-2	310	7/16/88	R	California	Oakland, CA
99	Lamar Houston	DE	6-3	305	6/24/87	2	Texas	Colorado Springs, CO

# 2010 RAIDERS STATISTICS

	RAIDERS	OPPONENTS
<b>FIRST DOWNS</b> .....	306	292
Rushing .....	113	98
Passing .....	159	150
Penalty .....	34	44
3rd Down: Made/Att./% .....	75/220/34.1	76/218/34.9
4th Down: Made/Att./% .....	8/20/40.0	3/11/27.3
<b>TOTAL NET YARDS</b> .....	5674	5165
Avg. Per Game .....	354.6	322.8
Total Plays .....	1039	991
Avg. Per Play .....	5.5	5.2
<b>NET YARDS RUSHING</b> .....	2494	2138
Avg. Per Game .....	155.9	133.6
Total Rushes .....	504	474
<b>NET YARDS PASSING</b> .....	3180	3027
Avg. Per Game .....	198.8	189.2
Sacked/Yards Lost .....	44/291	47/292
Gross Yards .....	3471	3319
Attempts/Completions .....	491/279	470/249
Pct. of Completions .....	56.8	53.0
Had Intercepted .....	16	12
<b>PUNTS/AVERAGE</b> .....	78/46.8	94/43.8
<b>NET PUNTING AVG</b> .....	78/40.7	94/38.2
<b>PENALTIES/YARDS</b> .....	148/1276	117/1161
<b>FUMBLES/BALL LOST</b> .....	32/10	21/12
<b>TOUCHDOWNS</b> .....	44	44
Rushing .....	19	14
Passing .....	18	29
Returns .....	7	1
<b>TIME OF POSSESSION</b> .....	31:07	28:53

## SCORE BY PERIODS

PERIOD	1	2	3	4	OT	TOTAL
<b>RAIDERS</b>	117	90	78	122	3	410
<b>OPPONENTS</b>	68	112	99	92	0	371

## SCORING

PLAYER	TD	Ru	Pa	Rt	PAT	FGS	S	TP
Janikowski	0	0	0	0	43/43	33/41	0	142
D. McFadden	10	7	3	0	0	0	0	60
Bush	8	8	0	0	0	0	0	48
Ford	7	2	2	3	0	0	0	42
Z. Miller	5	0	5	0	0	0	0	30
Reece	4	1	3	0	0	0	0	24
Murphy	2	0	2	0	0	0	0	12
Barnes	1	0	1	0	0	0	0	6
Branch	1	0	0	1	0	0	0	6
J. Campbell	1	1	0	0	0	0	0	6
Eugene	1	0	0	1	0	0	0	6
Heyward-Bey	1	0	1	0	0	0	0	6
Johnson	1	0	0	1	0	0	0	6
Routt	1	0	0	1	0	0	0	6
Schilens	1	0	1	0	0	0	0	6
Cartwright	0	0	0	0	0	0	1	2
Groves	0	0	0	0	0	0	1	2
<b>RAIDERS</b>	<b>44</b>	<b>19</b>	<b>18</b>	<b>7</b>	<b>43/43</b>	<b>33/41</b>	<b>2</b>	<b>410</b>
<b>OPPONENTS</b>	<b>44</b>	<b>14</b>	<b>29</b>	<b>1</b>	<b>44/44</b>	<b>21/28</b>	<b>0</b>	<b>371</b>

**2-Point Conversions: RAIDERS 0-1; Opponents 0-0**

**Safety: RAIDERS 2; Opponents 0**

**PASSING**

PLAYER	ATTS.	COMP.	YDS.	COMP%	YDS/ATT	TD	TD%	INT	INT%	LG	SACK/LOST	RTG
J. Campbell	329	194	2387	59.0	7.26	13	4.0	8	2.4	73t	33/208	84.5
Gradkowski	157	83	1059	52.9	6.75	5	3.2	7	4.5	70	10/77	66.3
Boller	4	2	25	50.0	6.25	0	0.0	1	25.0	20	1/6	30.2
D. McFadden	1	0	0	0.0	-	0	-	0	-	-	0/0	39.6
Higgins	0	0	0	-	-	0	-	0	-	-	0/0	-
<b>RAIDERS</b>	<b>491</b>	<b>279</b>	<b>3471</b>	<b>56.8</b>	<b>7.07</b>	<b>18</b>	<b>3.7</b>	<b>16</b>	<b>3.3</b>	<b>73t</b>	<b>44/291</b>	<b>77.5</b>
<b>OPPONENTS</b>	<b>470</b>	<b>249</b>	<b>3319</b>	<b>53.0</b>	<b>7.06</b>	<b>29</b>	<b>6.2</b>	<b>12</b>	<b>2.6</b>	<b>57t</b>	<b>47/292</b>	<b>85.6</b>

**RECEIVING**

PLAYER	NO.	YDS.	AVG.	LG	TD
Z. Miller	60	685	11.4	43t	5
D. McFadden	47	507	10.8	67t	3
Murphy	41	609	14.9	70	2
Heyward-Bey	26	366	14.1	69t	1
Ford	25	470	18.8	52	2
Reece	25	333	13.3	73t	3
Bush	18	194	10.8	55	0
Myers	12	80	6.7	16	0
Higgins	10	103	10.3	26	0
Schilens	5	40	8.0	11	1
N. Miller	3	40	13.3	32	0
Figurs	2	17	8.5	11	0
Bennett	2	9	4.5	6	0
Barnes	2	8	4.0	6	1
Cartwright	1	10	10.0	10	0
<b>RAIDERS</b>	<b>279</b>	<b>3471</b>	<b>12.4</b>	<b>73t</b>	<b>18</b>
<b>OPPONENTS</b>	<b>249</b>	<b>3319</b>	<b>13.3</b>	<b>57t</b>	<b>29</b>

**RUSHING**

PLAYER	NO.	YDS.	AVG.	LG	TD
D. McFadden	223	1157	5.2	57t	7
Bush	158	655	4.1	30	8
J. Campbell	47	222	4.7	24	1
Ford	10	155	15.5	71t	2
Reece	30	122	4.1	31	1
Heyward-Bey	4	48	12.0	30	0
Murphy	1	43	43.0	43	0
Gradkowski	12	41	3.4	12	0
Cartwright	9	22	2.4	10	0
Boller	7	18	2.6	15	0
Bennett	2	11	5.5	6	0
Satele	1	0	0.0	0	0
<b>RAIDERS</b>	<b>504</b>	<b>2494</b>	<b>4.9</b>	<b>71t</b>	<b>19</b>
<b>OPPONENTS</b>	<b>474</b>	<b>2138</b>	<b>4.5</b>	<b>76t</b>	<b>14</b>

**PUNT RETURNS**

PLAYER	NO.	FC	YDS.	AVG.	LG	TD
N. Miller	35	7	257	7.3	46	0
Higgins	17	4	123	7.2	53	0
Branch	1	0	-4	-4.0	-4	0
Figurs	1	0	10	10.0	10	0
Myers	1	0	0	0.0	0	0
<b>RAIDERS</b>	<b>55</b>	<b>11</b>	<b>386</b>	<b>7.0</b>	<b>53</b>	<b>0</b>
<b>OPPONENTS</b>	<b>46</b>	<b>11</b>	<b>400</b>	<b>8.7</b>	<b>47</b>	<b>0</b>

**PUNTING**

PLAYER	NO.	YDS.	AVG.	NET	TB	IN 20	LG	BLK
Lechler	77	3618	47.0	40.8	4	27	68	0
Janikowski	1	33	33.0	33.0	0	0	33	0
<b>RAIDERS</b>	<b>78</b>	<b>3651</b>	<b>46.8</b>	<b>40.7</b>	<b>4</b>	<b>27</b>	<b>68</b>	<b>0</b>
<b>OPPONENTS</b>	<b>94</b>	<b>4114</b>	<b>43.8</b>	<b>38.2</b>	<b>7</b>	<b>31</b>	<b>63</b>	<b>2</b>

**KICKOFF RETURNS**

PLAYER	NO.	YDS.	AVG.	LG	TD
Ford	53	1280	24.2	101t	3
Cartwright	6	103	17.2	28	0
Figurs	5	105	21.0	25	0
N. Miller	2	37	18.5	27	0
Huff	1	0	0.0	0	0
Reece	1	7	7.0	7	0
<b>RAIDERS</b>	<b>68</b>	<b>1532</b>	<b>22.5</b>	<b>101t</b>	<b>3</b>
<b>OPPONENTS</b>	<b>61</b>	<b>1412</b>	<b>23.1</b>	<b>102t</b>	<b>1</b>

**INTERCEPTIONS**

PLAYER	NO.	YDS.	AVG.	LG	TD
Huff	3	32	10.7	17	0
Johnson	3	30	15.0	30t	1
Routt	2	22	11.0	22t	1
Branch	1	15	15.0	15	0
McClain	1	10	10.0	10	0
Mitchell	1	0	0.0	0	0
Ware	1	0	0.0	0	0
Groves	1	-4	-4.0	-4	0
<b>RAIDERS</b>	<b>12</b>	<b>105</b>	<b>8.8</b>	<b>30t</b>	<b>2</b>
<b>OPPONENTS</b>	<b>16</b>	<b>204</b>	<b>12.8</b>	<b>38</b>	<b>0</b>

**SACKS**

PLAYER	NO.	YDS.
Wimbley	9.0	59.5
Kelly	7.0	38.5
Shaughnessy	7.0	38
Seymour	5.5	34
Houston	5.0	26
Branch	4.0	40
Huff	4.0	21
Bryant	2.5	20
Scott	1.5	5.5
Moss	1.0	6
McClain	0.5	4.5
<b>RAIDERS</b>	<b>47.0</b>	<b>292</b>
<b>OPPONENTS</b>	<b>44.0</b>	<b>291</b>

**FIELD GOALS**

Player	1-19	20-29	30-39	40-49	50+	Total
Janikowski	0/0	8/8	13/14	8/12	4/7	33/41
<b>RAIDERS</b>	<b>0/0</b>	<b>8/8</b>	<b>13/14</b>	<b>8/12</b>	<b>4/7</b>	<b>33/41</b>
<b>OPPONENTS</b>	<b>1/1</b>	<b>4/5</b>	<b>7/8</b>	<b>9/11</b>	<b>0/3</b>	<b>21/28</b>

# 2010 SINGLE GAME BESTS

## INDIVIDUAL

### YARDS RUSHING

165 Darren McFadden  
10-24 at Denver

### RUSHING ATTEMPTS

30 Darren McFadden  
9-19 vs. St. Louis

### LONGEST RUN

71 Jacoby Ford  
12-19 vs. Denver

### RUSHING TOUCHDOWNS

3 Darren McFadden  
10-24 at Denver

### YARDS PASSING

324 Jason Campbell  
12-12 at Jacksonville

### PASS ATTEMPTS

42 Jason Campbell  
12-26 vs. Indianapolis

### PASS COMPLETIONS

29 Jason Campbell  
12-26 vs. Indianapolis

### LONGEST COMPLETION

73 Campbell to Reece  
12-19 vs. Denver

### TOUCHDOWN PASSES

2 Bruce Gradkowski  
10-3 vs. Houston

2 Jason Campbell

10-24 at Denver

10-31 vs. Seattle

12-12 at Jacksonville

## OFFENSE

### TOTAL FIRST DOWNS

29 10-24 at Denver

### FIRST DOWNS RUSHING

18 10-24 at Denver

### FIRST DOWNS PASSING

16 12-12 at Jacksonville

### FIRST DOWNS BY PENALTY

5 9-19 vs. St. Louis  
11-21 at Pittsburgh

### TOTAL NET YARDS

545 10-31 vs. Seattle

### OFFENSIVE PLAYS

79 9-19 vs. St. Louis

### AVERAGE PER PLAY

8.0 10-31 vs. Seattle

### YARDS RUSHING

328 10-24 at Denver

### RUSHING ATTEMPTS

52 10-24 at Denver  
12-5 at San Diego

### AVERAGE PER RUSH

6.4 12-19 vs. Denver

### TOUCHDOWNS RUSHING

5 10-21 at Denver

### NET YARDS PASSING

323 12-12 at Jacksonville

### RECEPTIONS

11 Zach Miller  
10-3 vs. Houston

### RECEIVING YARDS

148 Jacoby Ford  
11-7 vs. Kansas City

### LONGEST RECEPTION

73 Marcel Reece  
12-19 vs. Denver

### TOUCHDOWN RECEPTIONS

1 17 times by eight players

### TOTAL YDS. FROM SCRIMMAGE

209 Darren McFadden  
12-12 at Jacksonville

### MOST FGS ATTEMPTED

6 Sebastian Janikowski  
9-26 at Arizona

### MOST FGS MADE

4 Sebastian Janikowski  
10-31 vs. Seattle  
12-26 vs. Indianapolis

### LONGEST FG ATTEMPTED

59 Sebastian Janikowski  
12-26 vs. Indianapolis

### LONGEST FG MADE

59 Sebastian Janikowski  
12-26 vs. Indianapolis

## TEAM

### PASS ATTEMPTS

43 11-21 at Pittsburgh

### PASS COMPLETIONS

29 12-26 vs. Indianapolis

### AVERAGE PER COMPLETION

11.5 10-31 vs. Seattle

### COMPLETION PERCENTAGE

70% 12-12 at Jacksonville

### TOUCHDOWNS PASSING

2 10-3 vs. Houston  
10-24 at Denver  
12-12 at Jacksonville

### MOST POINTS SCORED

59 10-24 at Denver

### TIME OF POSSESSION

38:39 10-24 at Denver  
12-5 at San Diego

### 3RD DN CONVERSIONS

8 12-5 at San Diego

### 4TH DN CONVERSIONS

2 10-10 vs. San Diego  
12-5 at San Diego

## DEFENSE

### LEAST FIRST DOWNS ALLOWED

3 10-31 vs. Seattle

### LEAST TOTAL YARDS ALLOWED

162 10-31 vs. Seattle

### LEAST 1ST DOWNS ALLOWED RUSH

0 12-5 at San Diego

### MOST PUNTS

8 Shane Lechler  
11-21 at Pittsburgh

### PUNTING AVERAGE

54.8 Shane Lechler  
9-12 at Tennessee

### LONGEST PUNT

68 Shane Lechler  
9-20 at Tennessee

### LONGEST PUNT RETURN

53 Johnnie Lee Higgins  
9-19 vs. St. Louis

### LONGEST KICKOFF RETURN

101 Jacoby Ford  
11-28 vs. Miami

### SACKS

3 Kamerion Wimbley  
1-2 at Kansas City

### INTERCEPTIONS

1 12 times by eight players

### LONGEST INT. RETURN

30 Chris Johnson  
10-24 at Denver

### LEAST YARDS ALLOWED RUSHING

21 12-5 at San Diego

### LOWEST RUSHING AVG. ALLOWED

2.5 10-31 vs. Seattle

### LEAST FIRST DOWNS ALLOWED PASS

5 10-31 vs. Seattle

12-19 vs. Denver

### LEAST NET YARDS ALLOWED PASSING

108 9-26 at Arizona

### LOWEST COMPLETION % ALLOWED

36% 1-2 at Kansas City

### LOWEST 3RD DN CONVERSION ALLOWED

1 10-31 vs. Seattle

### MOST SACKS

8 10-31 vs. Seattle

### MOST INTERCEPTIONS

2 12-26 vs. Indianapolis

1-2 at Kansas City

### MOST FUMBLES RECOVERED

3 10-10 vs. San Diego

### LEAST TIME OF POSS. ALLOWED

21:21 10-24 at Denver  
12-5 at San Diego

### LEAST POINTS ALLOWED

3 10-31 vs. Seattle

### LEAST TDS ALLOWED RUSH

0 Seven times

### LEAST TDS ALLOWED PASS

0 10-31 vs. Seattle

# LAST TIME BY, AGAINST RAIDERS

## LAST TIME BY RAIDERS

<b>100 YARDS RUSHING</b>	
Michael Bush	137 yards ..... 1-2-11 at Kansas City
<b>100 YARDS RECEIVING</b>	
Jacoby Ford	108 yards ..... 11-28-10 vs. Miami
<b>300 YARDS PASSING</b>	
Jason Campbell	324 yards ..... 12-12-10 at Jacksonville
<b>AT LEAST FOUR TOUCHDOWNS SCORED</b>	
Darren McFadden	4 touchdowns ..... 10-24-10 at Denver
<b>AT LEAST FIVE FIELD GOALS</b>	
Sebastian Janikowski	5 field goals ..... 11-18-07 at Minnesota
<b>THREE PASSES INTERCEPTED</b>	
Rod Woodson	3 interceptions ..... 9-29-02 vs. Tennessee
<b>KICKOFF RETURN FOR TOUCHDOWN</b>	
Jacoby Ford	99 yards ..... 12-26-10 vs. Indianapolis
<b>PUNT RETURN FOR TOUCHDOWN</b>	
Johnnie Lee Higgins	80 yards ..... 12-21-08 vs. Houston
<b>INTERCEPTION RETURN FOR TOUCHDOWN</b>	
Stanford Routt	22 yards ..... 1-2-11 at Kansas City
<b>FUMBLE RETURN FOR TOUCHDOWN</b>	
Tyvon Branch	64 yards ..... 10-10-10 vs. San Diego
<b>SAFETY</b>	
Quentin Groves	Tackle in end zone ..... 12-19-10 vs. Denver
<b>BLOCKED PUNT</b>	
Rock Cartwright, Brandon Myers	..... 10-10-10 vs. San Diego
<b>BLOCKED FIELD GOAL</b>	
Isaiah Ekejiuba	..... 9-28-08 vs. San Diego

## LAST TIME AGAINST RAIDERS

<b>100 YARDS RUSHING</b>	
R. Jennings/M. Jones-Drew	109/101 yards ..... 12-12-10 at Jacksonville
<b>100 YARDS RECEIVING</b>	
Davone Bess	111 yards ..... 11-28-10 vs. Miami
<b>300 YARDS PASSING</b>	
Chad Henne	307 yards ..... 11-28-10 vs. Miami
<b>FOUR TOUCHDOWNS SCORED</b>	
LaDarian Tomlinson	4 touchdowns ..... 10-14-07 at San Diego
<b>FOUR FIELD GOALS</b>	
Mike Nugent	4 field goals ..... 12-11-05 at New York Jets
<b>THREE PASSES INTERCEPTED</b>	
Dwayne Harper	3 interceptions ..... 11-27-95 at San Diego
<b>KICKOFF RETURN FOR TOUCHDOWN</b>	
LaRod Stephens-Howling	102 yards ..... 9-26-10 at Arizona
<b>PUNT RETURN FOR TOUCHDOWN</b>	
T.J. Rushing	90 yards ..... 12-16-07 vs Indianapolis
<b>INTERCEPTION RETURN FOR TOUCHDOWN</b>	
Clinton Hart	70 yards ..... 12-4-05 at San Diego
<b>FUMBLE RETURN FOR TOUCHDOWN</b>	
Maurice Leggett	67 yards ..... 11-30-08 vs. Kansas City
<b>SAFETY</b>	
Brian Cushing	Tackle in end zone ..... 10-4-09 at Houston
<b>BLOCKED PUNT</b>	
Manny Lawson	..... 10-8-06 at San Francisco
<b>BLOCKED FIELD GOAL</b>	
Shaun Rogers	..... 9-9-07 vs. Detroit

# RAIDERS TEAM RECORDS

Due to player strikes, the 1982 season was reduced to nine games and the 1987 season was reduced to 15 games.

## SEASON

**MOST POINTS SCORED**  
479 (2000)

**FEWEST POINTS SCORED**  
168 (2006)

**MOST POINTS ALLOWED**  
458 (1961)

**FEWEST POINTS ALLOWED**  
175 (1973)

**MOST SHUTOUTS**  
2 (1975)

**MOST SHUTOUTS AGAINST**  
3 (1981, 2006)

**MOST PLAYS**  
1,101 (1983)

**MOST TOTAL YARDS**  
6,237 (2002)

**MOST FIRST DOWNS**  
366 (2002)

**MOST TOUCHDOWNS**  
58 (1967, 2000)

**MOST EXTRA POINTS**  
58 (1967)

**MOST FIELD GOALS**  
35 (1993)

**MOST TDS, RUSHING**  
28 (1975)

**MOST RUSHING ATTEMPTS**  
681 (1977)

**MOST YARDS RUSHING**  
2,627 (1977)

**BEST AVERAGE RUSHING**  
4.9 (2010)

**MOST 1ST DOWNS, RUSHING**  
159 (1975)

**MOST PASSES ATTEMPTED**  
619 (2002)

**MOST PASSES COMPLETED**  
418 (2002)

**MOST YARDS PASSING**  
4,689 (2002)

**MOST OPP. YDS. LOST ON SACKS**  
666 (1967)

**BEST PASSING PERCENTAGE**  
67.6 (2002)

**MOST PASSES HAD INT.**  
33 (1964)

**MOST TDS, PASSING**  
36 (1969)

**MOST FIRST DOWNS, PASSING**  
226 (2002)

**MOST PASSES INTERCEPTED**  
35 (1963, 1975, 1980)

**MOST YARDS, INTERCEPTIONS**  
501 (1980)

**MOST SACKS**  
67 (1967)

**MOST PUNT RETURNS**  
71 (1985)

**MOST YARDS, PUNT RETURNS**  
792 (1985)

## MOST KICKOFF RETURNS

83 (2004)

**MOST YARDS, KICKOFF RETURNS**  
1,832 (2005)

**MOST TDS, RETURNS**  
8 (1968)

**MOST FUMBLES**  
46 (1983)

**MOST FUMBLES LOST**  
25 (1983)

**FEWEST FUMBLES LOST**  
9 (2002, 2005)

**MOST PENALTIES**  
156 (1994, 1996)

**MOST YARDS PENALIZED**  
1,276 (2010)

**MOST FIRST DOWNS, PENALTY**  
36 (1996)

**MOST PUNTS**  
98 (1981, 1998)

**HIGHEST PUNTING AVERAGE**  
51.1 (2009)

**MOST SAFETIES, SEASON**  
3 (1981)

**LOWEST AVG. ALLOWED ON KOR**  
15.8 (1977)

**FEWEST SACKS ALLOWED**  
27 (2001)

## GAME

**MOST POINTS SCORED**  
59 at Denver (10-24-10)  
52 vs. Houston (12-22-63)  
vs. Carolina (12-24-00)  
vs. Tennessee (9-29-02)

**MOST POINTS, OPPONENT**  
55 at Houston (9-6-61)  
vs. San Diego (11-22-81)

**MOST TOUCHDOWNS**  
8 at Denver (10-24-10)

**MOST FIELD GOALS**  
5 vs. Denver (12-11-94)  
at San Diego (10-29-00)  
at Chicago (10-5-03)

**MOST PLAYS**  
97 vs. Atlanta (11-20-75)

**MOST TOTAL YARDS**  
637 vs. Denver (10-25-64)

**MOST RUSHING ATTEMPTS**  
64 vs. Buffalo (11-28-77)

**MOST YARDS RUSHING**  
356 at Seattle (11-30-87)

**MOST FIRST DOWNS PASSING**  
21 at Pittsburgh (9-15-02)

**MOST PASSES INTERCEPTED**  
6 at Houston (9-7-73)  
vs. L.A. (10-29-72)

**MOST YARDS, INTERCEPTIONS**  
151 at Miami (12-2-84)

**MOST FIRST DOWNS**  
34 vs. New Orleans (11-9-75)

**MOST FIRST DOWNS, PENALTY**  
8 at San Francisco (10-8-00)

## MOST PENALTIES

20 at Denver (12-15-96)

**MOST YARDS, RUSHING, OPP.**  
316 vs. N.Y. Jets (10-25-09)

**MOST TOUCHDOWNS, RUSHING**  
5 at Indianapolis (9-10-00)  
at Denver (10-24-10)

**MOST FIRST DOWNS, RUSHING**  
21 at Green Bay (9-17-78)

**BEST RUSHING AVERAGE**  
8.1 vs. Cleveland (10-1-06)

**MOST PASSING ATTEMPTS**  
65 at Pittsburgh (9-15-02)

**MOST PASSING ATTEMPTS, OPP.**  
63 vs. Washington (10-29-89)

**MOST PASS COMPLETIONS**  
43 at Pittsburgh (9-15-02)

**MOST PASSING YARDS**  
469 vs. Kansas City (11-3-68)

**MOST TOUCHDOWNS PASSING**  
6 vs. Houston (12-22-63)  
vs. Buffalo (10-19-69)

**FEWEST RUSHING ATTEMPTS**  
7 vs. Buffalo (10-5-63)

**MOST YARDS PENALIZED**  
186 at San Diego (11-15-87)

**MOST PUNTS**  
16 vs. San Diego (10-11-98)

**MOST YARDS PUNTING**  
709 vs. San Diego (10-11-98)

**BEST PUNTING AVERAGE**  
57.6 at Denver (9-6-81)

**BEST PASSING PERCENTAGE**  
89.5 at Denver (11-11-02)

**MOST PASSES HAD INTERCEPTED**  
7 vs. Denver (10-16-77)

**FEWEST YARDS RUSHING, OPP.**  
10 vs. N.Y. Jets (12-10-00)

**MOST YARDS PASSING, OPP.**  
504 vs. Kansas City (11-5-00)

**FEWEST YARDS PASSING, OPP.**  
-5 vs. Houston (12-3-06)

**MOST TOTAL YARDS, OPPONENT**  
593 at San Diego (11-10-85)

**FEWEST TOTAL YARDS, OPPONENT**  
5 vs. Denver (9-10-67)

**TOUCHDOWNS PASSING, OPP.**  
6 vs. San Diego (11-22-85)

**TOUCHDOWNS RUSHING, OPP.**  
5 vs. San Diego (11-27-60)

**MOST SACKS**  
11 at Buffalo (10-15-67)  
at Denver (11-5-67)

**MOST SAFETIES**  
2 vs. San Diego (10-26-75)

**MOST YARDS PUNT RETURNS**  
225 vs. Buffalo (9-15-68)

## MISCELLANEOUS

### MOST CONSECUTIVE TIMES, FIRST PLACE FINISH

5 (1972-76)

### MOST CONSECUTIVE GAMES WON

(Including Postseason Games)

17 (1976-77)

### MOST GAMES WON, ONE SEASON

(Including Postseason Games)

16 (1976)

15 (1980)

15 (1983)

### MOST GAMES WON, SEASON

13 (1967)

13 (1976)

### MOST CONSECUTIVE GAMES WON, ONE SEASON

(Including Postseason Games)

13 (1976)

### MOST CONSECUTIVE HOME GAMES WON

18 (1968-70)

### MOST CONSECUTIVE ROAD GAMES WON

9 (1967-68)

9 (1974-75)

9 (1976-77)

### MOST SEASONS LEADING LEAGUE IN SCORING

5 (1967-69, 1974, 1977)

### MOST CONSECUTIVE SEASONS LEADING LEAGUE IN SCORING

3 (1967-69)

### MOST POINTS OVERCOME TO WIN GAME

24 (Raiders vs. Chargers, 11-22-82, trailed 0-24, won 28-24)

24 (Raiders at Denver, 9-26-88, trailed 0-24, won 30-27 in OT)

### MOST POINTS SINGLE QUARTER

31 (4th quarter — vs. Denver, 12-17-60)

(4th quarter — vs. San Diego, 12-8-63)

### MOST CONSECUTIVE GAMES SCORING

217 (1966-81)

### MOST CONSECUTIVE GAMES SCORING, TOUCHDOWNS

97 (1966-73)

## RAIDERS LEAGUE RECORDS

(1960-2010)

	Won	Lost	Tied	Winning Pct.
HOME	233	150	3	.608
AWAY	185	193	8	.489
<b>Totals</b>	<b>418</b>	<b>343</b>	<b>11</b>	<b>.549</b>

## ORIGINAL AFL TEAM WIN-LOSS RECORDS

(1960-2010)

Rank	Team	Won	Lost	Tied	Winning Pct.
<b>1.</b>	<b>OAKLAND RAIDERS</b>	<b>418</b>	<b>343</b>	<b>11</b>	<b>.549</b>
2.	New England Patriots	401	362	9	.526
3.	Denver Broncos	398	364	10	.522
4.	Kansas City Chiefs	395	365	12	.519
5.	San Diego Chargers	384	377	11	.505
6.	Tennessee Titans	377	389	6	.492
7.	Buffalo Bills	358	406	8	.469
8.	New York Jets	351	413	8	.459

# RAIDERS INDIVIDUAL RECORDS

## SERVICE

### SEASONS ACTIVE

16	Tim Brown (1988-03)
15	Jim Otto (1960-74)
15	Art Shell (1968-82)
15	Gene Upshaw (1967-81)
14	Fred Biletnikoff (1965-78)
14	Cliff Branch (1972-85)
14	Dave Dalby (1972-85)
14	Ray Guy (1973-86)

### GAMES CAREER

240	Tim Brown (1988-03)
217	Gene Upshaw (1967-81)
210	Jim Otto (1960-74)
207	Art Shell (1968-81)
207	Ray Guy (1973-86)
206	Steve Wisniewski (1989-01)
205	Dave Dalby (1972-85)

### CONSECUTIVE SEASONS, ACTIVE

16	Tim Brown (1988-03)
15	Jim Otto (1960-74)
15	Art Shell (1968-82)
15	Gene Upshaw (1967-81)
14	Fred Biletnikoff (1965-78)
14	Cliff Branch (1972-85)
14	Dave Dalby (1972-85)
14	Ray Guy (1973-86)

### CONSECUTIVE GAMES, CAREER

210	Jim Otto (1960-74)
207	Gene Upshaw (1967-81)
207	Ray Guy (1973-86)
205	Dave Dalby (1972-85)

### CONSECUTIVE STARTS, CAREER

210	Jim Otto (1960-74)
207	Gene Upshaw (1967-81)

## SCORING

### CAREER

#### MOST POINTS

1,142	S. Janikowski (2000-10)
	356 PAT, 262 FG
863	George Blanda (1967-75)
	395 PAT, 156 FG
817	Chris Bahr (1980-88)
	331 PAT, 162 FG

#### MOST TOUCHDOWNS

104	Tim Brown (1988-03)
98	Marcus Allen (1982-92)

#### MOST EXTRA POINTS

395	George Blanda (1967-75)
356	S. Janikowski (2000-10)
331	Chris Bahr (1980-88)

#### MOST CONSECUTIVE EXTRA POINTS

201	George Blanda (1967-71)
-----	-------------------------

#### MOST FIELD GOALS

262	S. Janikowski (2000-10)
162	Chris Bahr (1980-88)
156	George Blanda (1967-75)

#### MOST FIELD GOAL ATTEMPTS

333	S. Janikowski (2000-10)
249	George Blanda (1967-75)
249	Chris Bahr (1980-88)

### SEASON

#### MOST POINTS

142	S. Janikowski (2010)
132	Jeff Jaeger (1993)
128	S. Janikowski (2002)

#### MOST TOUCHDOWNS

18	Marcus Allen (1984)
16	Art Powell (1963)
16	Pete Banaszak (1975)

#### MOST EXTRA POINTS

56	George Blanda (1967)
54	George Blanda (1968)
50	S. Janikowski (2002)

#### MOST FIELD GOALS

35	Jeff Jaeger (1993)
33	S. Janikowski (2010)
29	Jeff Jaeger (1991)
26	S. Janikowski (2002)
26	S. Janikowski (2009)

#### MOST FIELD GOAL ATTEMPTS

44	Jeff Jaeger (1993)
41	S. Janikowski (2010)
37	George Blanda (1969)
37	Chris Bahr (1980)

### GAME

#### MOST POINTS

24	Art Powell (12-22-63 vs. Houston)
24	Marcus Allen (9-24-84 vs. San Diego)
24	Harvey Williams (11-4-97 at San Diego)
24	Darren McFadden (10-24-10 at Denver)

#### MOST TOUCHDOWNS

4	Art Powell (12-22-63 vs. Houston)
4	Marcus Allen (9-24-84 vs. San Diego)
4	Harvey Williams (11-4-97 at San Diego)
4	Darren McFadden (10-24-10 at Denver)

#### MOST EXTRA POINTS

8	S. Janikowski (10-24-10 at Denver)
7	Mike Mercer (10-22-63 vs. New York)
7	Mike Mercer (12-22-63 vs. Houston)
7	Errol Mann (11-28-76 vs. Tampa Bay)
7	Sebastian Janikowski (10-24-00 vs. Carolina)
7	Sebastian Janikowski (9-29-02 vs. Tennessee)

#### MOST FIELD GOALS

5	Jeff Jaeger (12-11-94 vs. Denver)
5	Sebastian Janikowski (10-29-00 at San Diego)
5	Sebastian Janikowski (10-5-03 at Chicago)
5	Sebastian Janikowski (11-18-07 at Minnesota)
4	Mike Mercer (11-7-65 at Houston)
4	George Blanda (12-10-67 at Houston)
4	George Blanda (12-8-68 vs. Denver)
4	George Blanda (9-23-73 vs. Miami)
4	Errol Mann (10-9-77 at Cleveland)
4	Errol Mann (10-1-78 at Chicago)
4	Jim Breech (12-9-79 vs. Cleveland)
4	Chris Bahr (10-26-80 vs. Seattle)
4	Chris Bahr (10-6-85 vs. Kansas City)
4	Chris Bahr (10-23-83 at Dallas)
4	Jeff Jaeger

	(11-12-89 at San Diego)
4	Jeff Jaeger (9-29-91 vs. San Francisco)
4	Jeff Jaeger (1-2-94 vs. Denver)
4	Cole Ford (12-22-94 vs. Denver)
4	Sebastian Janikowski (10-24-04 vs. New Orleans)
4	Sebastian Janikowski (10-2-05 vs. Dallas)
4	Sebastian Janikowski (10-31-10 vs. Seattle)
	(12-26-10 vs. Indianapolis)

#### LONGEST FIELD GOAL MADE

61	Sebastian Janikowski (12-27-09 at Cleveland)
59	Sebastian Janikowski (12-26-10 Indianapolis)
57	Sebastian Janikowski (10-19-08 vs. N.Y. Jets)
56	Sebastian Janikowski (9-14-08 at Kansas City)
55	Sebastian Janikowski (11-2-03 at Detroit)
55	Sebastian Janikowski (11-12-06 at Denver)
54	George Fleming (10-2-61 vs. Denver)
54	Jeff Jaeger (10-4-92 vs. N.Y. Giants)
54	Sebastian Janikowski (10-29-00 at San Diego)
54	Sebastian Janikowski (10-28-07 at Tennessee)
	(11-25-07 at Kansas City)
54	Sebastian Janikowski (9-20-09 at Kansas City)
	(12-13-09 vs. Washington)
	(12-20-09 at Denver)
54	Sebastian Janikowski (9-26-10 at Arizona)

#### LONGEST FIELD GOAL ATTEMPTED

76	Sebastian Janikowski (9-28-08 vs. San Diego)
66	Sebastian Janikowski (12-13-09 vs. Washington)
64	Sebastian Janikowski (11-4-07 vs. Houston)
63	Chris Bahr (11-16-86 vs. Cleveland)
61	Sebastian Janikowski (12-4-05 at San Diego)
61	Sebastian Janikowski (12-27-09 at Cleveland)

## PASSING

### CAREER

#### MOST PASSES ATTEMPTED

2,481	Ken Stabler (1970-79)
2,448	Rich Gannon (1999-04)
2,248	Daryle Lamonica (1967-74)

#### MOST TOUCHDOWN PASSES

150	Ken Stabler (1970-79)
148	Daryle Lamonica (1967-74)
114	Rich Gannon (1999-04)

#### MOST PASSES COMPLETED

1,533	Rich Gannon (1999-04)
1,486	Ken Stabler (1970-79)
1,138	Daryle Lamonica (1967-74)

#### MOST YARDS GAINED PASSING

19,078	Ken Stabler (1970-79)
17,585	Rich Gannon (1999-04)
16,655	Daryle Lamonica (1967-74)

#### MOST INTERCEPTIONS

143	Ken Stabler (1970-79)
115	Daryle Lamonica (1967-74)
86	Marc Wilson (1980-87)

**BEST PERCENTAGE (200 + ATTS.)**

61.5 Rich Gannon (1999-04)  
59.9 Ken Stabler (1970-79)

**MOST CONSECUTIVE YEARS,  
300 OR MORE YARDS PASSING**

6 Rich Gannon (1999-04)

**SEASON****MOST PASSES ATTEMPTED**

618 Rich Gannon (2002)  
565 Kerry Collins (2005)  
549 Rich Gannon (2001)

**MOST PASSES COMPLETED**

418 Rich Gannon (2002)  
361 Rich Gannon (2001)  
304 Rich Gannon (1999)

**MOST YARDS PASSING**

4,689 Rich Gannon (2002)  
3,917 Jeff George (1997)  
3,840 Rich Gannon (1999)

**MOST TOUCHDOWN PASSES**

34 Daryle Lamonica (1969)  
30 Daryle Lamonica (1967)  
29 Jeff George (1997)

**MOST INTERCEPTIONS**

30 Ken Stabler (1978)  
25 Ken Stabler (1979)

**BEST PERCENTAGE**

67.6 Rich Gannon (2002)  
66.7 Ken Stabler (1976)  
65.8 Rich Gannon (2001)

**GAME****MOST PASSES ATTEMPTED**

64 Rich Gannon  
(9-15-02 at Pittsburgh)  
59 Todd Marinovich  
(9-20-92 vs. Cleveland)

**MOST COMPLETIONS**

43 Rich Gannon  
(9-15-02 at Pittsburgh)  
35 Rich Gannon  
(12-30-01 at Denver)  
34 Jim Plunkett  
(9-12-85 at Kansas City)

**MOST YARDS GAINED PASSING**

424 Jeff Hostetler  
(10-18-93 vs. San Diego)  
419 Cotton Davidson  
(10-25-64 vs. Denver)

**MOST TOUCHDOWN PASSES**

6 Tom Flores  
(12-22-63 vs. Houston)  
6 Daryle Lamonica  
(10-19-69 vs. Buffalo)

**MOST CONSECUTIVE GAMES,  
TD PASS**

25 Daryle Lamonica (1968-70)

**MOST INTERCEPTIONS**

7 Ken Stabler  
(10-16-77 vs. Denver)  
6 Cotton Davidson  
(11-1-64 at San Diego)

**BEST COMPLETION PCT.**

91.7 Ken Stabler (11-12)  
(12-21-75 vs. Kansas City)  
Ken Stabler (10-11)  
(12-17-72 vs. Chicago)  
90.9 JaMarcus Russell (10-11)  
(11-23-08 at Denver)

**LONGEST PASS PLAY**

99 Jim Plunkett to Cliff Branch,  
TD (10-2-83 at Washington)  
94 George Blanda to Warren  
Wells, TD (11-10-68 at Denver)

**RUSHING****CAREER****MOST RUSHING ATTEMPTS**

2,090 Marcus Allen (1982-92)  
1,475 Mark van Eeghen (1974-81)  
1,133 Clem Daniels (1961-67)

**MOST YARDS RUSHING**

8,545 Marcus Allen (1982-92)  
5,907 Mark van Eeghen (1974-81)  
5,103 Clem Daniels (1961-67)

**MOST TOUCHDOWNS RUSHING**

79 Marcus Allen (1982-92)  
47 Pete Banaszak (1966-78)  
35 Mark van Eeghen (1974-81)  
35 Zack Crockett (1999-06)

**BEST AVG. PER RUSH (150+ ATTS)**

5.4 Bo Jackson (1987-90)  
5.1 Rich Gannon (1999-04)  
4.9 Napoleon Kaufman (1995-00)

**MOST CONSECUTIVE GAMES,  
100 OR MORE YARDS RUSHING**

11 Marcus Allen (1985-86)

**SEASON****MOST RUSHING ATTEMPTS**

380 Marcus Allen (1985)  
324 Mark van Eeghen (1977)  
282 Harvey Williams (1994)

**MOST YARDS RUSHING**

1,759 Marcus Allen (1985)  
1,294 Napoleon Kaufman (1997)  
1,273 Mark van Eeghen (1977)

**MOST TOUCHDOWNS RUSHING**

16 Pete Banaszak (1975)  
13 Marcus Allen (1984)  
12 Marcus Allen (1990)

**BEST AVERAGE PER RUSH**

6.8 Bo Jackson (1987)  
6.0 Charlie Smith (1968)  
5.9 Clarence Davis (1971)  
5.9 Rich Gannon (2000)

**GAME****MOST RUSHING ATTEMPTS**

36 Mark van Eeghen  
(10-23-77 at N.Y. Jets)  
33 Marcus Allen  
(9-13-87 at Green Bay)  
33 Justin Fargas  
(12-2-07 vs. Denver)  
30 Darren McFadden  
(9-19-10 vs. St. Louis)

**MOST TOUCHDOWNS RUSHING**

3 Tony Teresa  
(11-4-60 vs. Boston)  
3 Pete Banaszak  
(11-23-75 at Washington)  
(12-21-75 vs. Kansas City)  
3 Mark van Eeghen  
(10-14-79 vs. Atlanta)  
3 Booker Russell  
(10-25-79 vs. San Diego)  
3 Marcus Allen  
(12-18-82 vs. L. A. Rams)  
(9-24-84 vs. San Diego)  
(12-2-84 at Miami)  
(10-28-85 vs. San Diego)  
3 Rich Gannon  
(9-10-00 at Indianapolis)  
3 LaMont Jordan  
(10-23-05 vs. Buffalo)  
3 Daunte Culpepper  
(9-30-07 at Miami)  
3 Darren McFadden  
(10-24-10 at Denver)

**MOST YARDS RUSHING**

227 Napoleon Kaufman  
(10-19-97 vs. Denver)  
221 Bo Jackson  
(11-30-87 at Seattle)  
200 Clem Daniels  
(10-20-63 vs. New York)

**BEST AVERAGE PER RUSH**

15.3 Napoleon Kaufman  
(12-19-99 vs. Tampa Bay)  
14.6 Bo Jackson  
(12-16-90 vs. Cincinnati)

**LONGEST RUN FROM SCRIMMAGE**

92 Bo Jackson  
(11-5-89 vs. Cincinnati)

91 Bo Jackson  
(11-30-87 at Seattle)  
89 Kenny King  
(11-12-80 vs. San Diego)

**RECEIVING****CAREER****MOST PASS RECEPTIONS**

1,070 Tim Brown (1988-03)  
589 Fred Biletnikoff (1965-78)  
501 Cliff Branch (1972-85)

**MOST YARDS GAINED**

14,734 Tim Brown (1988-03)  
8,974 Fred Biletnikoff (1965-78)  
8,685 Cliff Branch (1972-85)

**MOST TOUCHDOWN RECEPTIONS**

99 Tim Brown (1988-03)  
76 Fred Biletnikoff (1965-78)  
67 Cliff Branch (1972-85)

**BEST AVG. GAIN PER CATCH  
(40+ RECS.)**

23.7 Jessie Hester (1985-87)  
23.3 Warren Wells (1967-70)  
20.7 James Lofton (1987-88)

**MOST CONSECUTIVE GAMES,  
100 OR MORE YARDS RECEIVING**

3 Art Powell (1963, 64)  
3 Art Powell (1964)  
3 Cliff Branch (1974)  
3 Cliff Branch (1976)  
3 Tim Brown (1999)

**SEASON****MOST PASS RECEPTIONS**

104 Tim Brown (1997)  
95 Todd Christensen (1986)  
92 Todd Christensen (1983)  
92 Jerry Rice (2002)  
91 Tim Brown (2001)  
91 Charlie Garner (2002)

**MOST YARDS GAINED**

1,408 Tim Brown (1997)  
1,361 Art Powell (1964)  
1,344 Tim Brown (1999)  
1,342 Tim Brown (1995)

**MOST TOUCHDOWN RECEPTIONS**

16 Art Powell (1963)  
14 Warren Wells (1969)  
13 Cliff Branch (1974)

**BEST AVG. PER CATCH  
(16+ RECS.)**

26.8 Warren Wells (1969)  
26.0 Mervyn Fernandez (1988)

**GAME****MOST PASS RECEPTIONS**

14 Tim Brown  
(12-21-97 vs. Jacksonville)  
12 Tim Brown  
(11-19-95 vs. Dallas)  
12 Dave Casper  
(10-3-76 at New England)  
11 Art Powell  
(10-8-65 at Boston)  
11 Todd Christensen  
(10-16-86 vs. Kansas City)  
(11-2-86 vs. Denver)  
(11-20-86 at San Diego)  
11 Tim Brown  
(1-2-94 vs. Denver)  
(9-22-96 vs. San Diego)  
(9-8-97 vs. Kansas City)  
(10-24-99 vs. N.Y. Jets)  
11 Jerry Rice  
(9-15-02 at Pittsburgh)  
11 Ronald Curry  
(12-23-06 vs. Kansas City)  
11 Zach Miller  
(10-3-10 vs. Houston)

**MOST YARDS GAINED**

247 Art Powell  
(12-22-63 vs. Houston)

- 206 Art Powell  
(10-8-65 at Boston)
- MOST TOUCHDOWN RECEPTIONS**
- 4 Art Powell  
(12-2-63 vs. Houston)
- 3 Art Powell  
(12-8-63 vs. San Diego)
- 3 Fred Biletnikoff  
(11-10-68 at Denver)
- 3 Warren Wells  
(12-7-69 vs. Cincinnati)  
(10-11-70 vs. Denver)
- 3 Raymond Chester  
(10-25-70 vs. Pittsburgh)
- 3 Cliff Branch  
(11-30-75 vs. Atlanta)
- 3 Bob Chandler  
(10-26-80 vs. Seattle)
- 3 Todd Christensen  
(11-16-83 at Seattle)  
(12-1-83 at San Diego)  
(10-26-86 at Houston)
- 3 Tim Brown  
(8-31-97 at Tennessee)

**BEST AVERAGE GAIN PER CATCH (3+RECS.)**

- 57.3 Clem Daniels (3 for 172)  
(9-15-63 vs. Buffalo)
- 48.3 Jessie Hester (4 for 193)  
(11-30-86 vs. Philadelphia)

**PUNT RETURNS**

**CAREER**

**MOST PUNT RETURNS**

- 320 Tim Brown (1988-03)
- 168 Neal Colzie (1975-78)
- 148 George Atkinson (1968-77)

**BEST AVG. PER RETURN (20+ RETS.)**

- 12.6 Claude Gibson (1963-65)
- 11.9 Ron Smith (1974)

**MOST RETURN YARDS**

- 3,272 Tim Brown (1988-03)
- 1,747 Neal Colzie (1975-78)

**MOST TOUCHDOWNS**

- 3 Claude Gibson (1963-65)
- 3 George Atkinson (1968-71)
- 3 Tim Brown (1988-03)
- 3 Phillip Buchanon (2002-03)
- 3 Johnnie Lee Higgins (2007-10)

**SEASON**

**MOST PUNT RETURNS**

- 62 Fulton Walker (1985)
- 58 Greg Pruitt (1983)

**MOST RETURN YARDS**

- 692 Fulton Walker (1985)
- 666 Greg Pruitt (1983)

**MOST TOUCHDOWNS**

- 3 Johnnie Lee Higgins (2008)
- 2 Claude Gibson (1963)
- 2 George Atkinson (1968)
- 2 Desmond Howard (1998)
- 2 Phillip Buchanon (2003)

**BEST AVERAGE PER RETURN (14+ RETS.)**

- 14.4 Claude Gibson (1964)
- 13.9 Cle Montgomery (1984)
- 13.0 Johnnie Lee Higgins (2008)

**GAME**

**MOST PUNT RETURNS**

- 9 Rodger Bird  
(9-10-67 vs. Denver)
- 9 Cle Montgomery  
(12-10-84 at Detroit)

- 8 Neal Colzie  
(10-5-75 at San Diego)
- 8 Desmond Howard  
(10-11-98 vs. San Diego)

**MOST RETURN YARDS**

- 205 George Atkinson  
(7-15-68 at Buffalo)
- 152 Cle Montgomery  
(12-10-84 at Detroit)

**MOST TOUCHDOWNS**

- 1 Claude Gibson  
(11-3-63 vs. Kansas City)  
(12-22-63 vs. Houston)
- 1 Claude Gibson  
(9-12-65 vs. Kansas City)
- 1 George Atkinson  
(9-15-68 at Buffalo)  
(10-13-68 vs. San Diego)
- 1 Alvin Wyatt  
(9-20-70 at Cincinnati)
- 1 George Atkinson  
(9-16-73 at Minnesota)
- 1 Ted Watts  
(12-7-81 vs. Pittsburgh)
- 1 Greg Pruitt  
(10-2-83 at Washington)
- 1 Cle Montgomery  
(12-10-84 at Detroit)
- 1 Fulton Walker  
(11-30-86 vs. Philadelphia)
- 1 Rick Calhoun  
(10-12-87 at Denver)
- 1 Tim Brown  
(11-24-91 at Cincinnati)
- 1 Tim Brown  
(12-12-93 vs. Seattle)
- 1 Desmond Howard  
(11-15-98 vs. Seattle)  
(12-13-98 at Buffalo)
- 1 Tim Brown  
(12-9-01 vs. Kansas City)
- 1 Phillip Buchanon  
(9-29-02 vs. Tennessee)
- 1 Terry Kirby  
(9-29-02 vs. Tennessee)
- 1 Phillip Buchanon  
(11-9-03 vs. N.Y. Jets)  
(12-28-03 at San Diego)
- 1 Johnnie Lee Higgins  
(11-16-08 at Miami)  
(11-23-08 at Denver)  
(12-21-08 vs. Houston)

**BEST AVERAGE PER RETURN (20+ RETS.)**

- 28.4 Jack Larscheid (1960-61)
- 27.1 Clarence Davis (1971-78)

**SEASON**

**MOST KICKOFF RETURNS**

- 73 Chris Carr (2005)
- 69 Chris Carr (2006)
- 61 Desmond Howard (1997)
- 59 Chris Carr (2007)

**MOST YARDS RETURNED**

- 1,762 Chris Carr (2006)
- 1,752 Chris Carr (2005)
- 1,327 Chris Carr (2007)
- 1,318 Desmond Howard (1997)

**MOST TOUCHDOWNS**

- 3 Jacoby Ford (2010)
- 2 Justin Miller (2008)
- 1 Jim Smith (1960)
- 1 Bo Roberson (1962)
- 1 Harold Hart (1975)
- 1 Ira Matthews (1979)
- 1 Arthur Whittington (1980)
- 1 Derrick Jensen (1980)
- 1 Tim Brown (1988)
- 1 Napoleon Kaufman (1995)
- 1 David Dunn (2000)
- 1 Terry Kirby (2001)
- 1 Terry Kirby (2002)
- 1 Doug Gabriel (2003)

**BEST AVERAGE PER RETURN**

- 30.5 Harold Hart (1975)
- 28.4 Jack Larscheid (1960)

**GAME**

**MOST KICKOFF RETURNS**

- 10 Desmond Howard  
(10-26-97 at Seattle)
- 7 Bo Roberson  
(10-27-63 at San Diego)
- 7 Bo Roberson  
(12-22-63 vs. Houston)
- 7 Tim Brown  
(12-18-88 vs. Seattle)
- 7 Doug Gabriel  
(10-3-04 at Houston)  
(12-5-04 vs. Kansas City)
- 7 Chris Carr  
(12-31-05 vs. N.Y. Giants)  
(9-17-06 at Baltimore)  
(10-8-06 at San Francisco)
- 7 Jacoby Ford  
(11-28-10 vs. Miami)

**MOST RETURN YARDS**

223	Desmond Howard (10-26-97 at Seattle)
208	Jacoby Ford (11-28-10 vs. Miami)
199	Doug Gabriel (10-3-04 at Houston)
191	Chris Carr (11-6-05 at Kansas City)
188	Jacoby Ford (12-26-10 vs. Indianapolis)
180	Ira Matthews (10-25-79 vs. San Diego)

**MOST TOUCHDOWNS**

1	Jim Smith (10-9-60 at Dallas)
1	Bo Roberson (9-30-62 vs. San Diego)
1	Harold Hart (9-22-75 at Miami)
1	Ira Matthews (10-25-79 vs. San Diego)
1	Whitthur Whittington (11-9-80 vs. Cincinnati)
1	Derrick Jensen (12-21-80 at N.Y. Giants)
1	Tim Brown (9-4-88 vs. San Diego)
1	Napoleon Kaufman (10-22-95 vs. Indianapolis)
1	David Dunn (11-26-00 vs. Atlanta)
1	Terry Kirby (11-11-01 at Seattle)
1	Doug Gabriel (12-28-03 at San Diego)
1	Justin Miller (12-4-08 at San Diego)
1	Justin Miller (12-14-08 vs. New England)
1	Jacoby Ford (11-7-10 vs. Kansas City)
1	Jacoby Ford (11-28-10 vs. Miami)
1	Jacoby Ford (12-26-10 vs. Indianapolis)

**BEST AVG. PER RETURN  
(3+ ATTS.)**

53.0	Harold Hart (10-25-79 vs. San Diego)
45.3	David Dunn (11-26-00 vs. Atlanta)

**LONGEST KICKOFF RETURN**

104	Ira Matthews (10-25-79 vs. San Diego)
102	Harold Hart (9-22-75 at Miami)
101	Jacoby Ford (11-28-10 vs. Miami)

**INTERCEPTIONS****CAREER****MOST INTERCEPTIONS**

39	Willie Brown (1967-78)
39	Lester Hayes (1977-86)
34	Terry McDaniel (1988-97)

**MOST RETURN YARDS**

636	Jack Tatum (1971-79)
624	Terry McDaniel (1988-97)
624	Dave Grayson (1965-70)

**MOST TOUCHDOWNS**

5	Terry McDaniel (1988-97)
4	Dave Grayson (1965-70)
4	Rod Martin (1977-88)
4	Lester Hayes (1977-86)
4	Phillip Buchanon (2002-04)
3	Burgess Owens (1980-82)

3	Eddie Anderson (1987-97)
3	Eric Allen (1998-00)

**SEASON****MOST INTERCEPTIONS**

13	Lester Hayes (1980)
10	Tommy Morrow (1962)
10	Dave Grayson (1968)

**MOST RETURN YARDS**

273	Lester Hayes (1980)
233	Eddie Anderson (1989)

**MOST TOUCHDOWNS**

3	Eric Allen (2000)
2	Dave Grayson (1965)
2	Gus Otto (1965)
2	Warren Powers (1967)
2	Jimmy Warren (1971)
2	Lester Hayes (1979)
2	Rod Martin (1983)
2	Eddie Anderson (1989)
2	Terry McDaniel (1994)
2	Anthony Dorsett (2001)
2	Rod Woodson (2002)
2	Phillip Buchanon (2003)
2	Thomas Howard (2007)

**GAME****MOST INTERCEPTIONS**

3	Tommy Morrow (9-7-63 at Houston)
3	Dave Grayson (10-26-69 at San Diego)
3	Willie Brown (10-29-72 vs. L.A. Rams)
3	George Atkinson (10-6-74 at Cleveland)
3	Charles Phillips (12-8-75 vs. Denver)
3	Terry McDaniel (10-9-94 at New England)
3	Rod Woodson (9-29-02 vs. Tennessee)

**MOST CONSECUTIVE GAMES,  
INTERCEPTIONS**

8	Tommy Morrow (1962-63)
6	Lester Hayes (1980)

**MOST RETURN YARDS**

151	Mike Haynes (12-2-84 at Miami)
96	Tommy Morrow (10-3-64 at Buffalo)

**MOST TOUCHDOWNS**

1	By 42 players
---	---------------

**LONGEST INTERCEPTION RETURN**

102	Eddie Anderson (12-14-92 at Miami)
100	Chris Carr (10-29-06 vs. Pittsburgh)
98	Rod Woodson (11-11-02 at Denver)
97	Mike Haynes (12-2-84 at Miami)
94	Eric Turner (9-20-98 vs. Denver)

**PUNTING****CAREER****MOST PUNTS**

1,049	Ray Guy (1973-86)
855	Shane Lechler (2000-10)
642	Jeff Gossett (1988-96)

**MOST YARDS PUNTING**

44,493	Ray Guy (1973-86)
40,429	Shane Lechler (2000-10)
26,745	Jeff Gossett (1988-96)
<b>BEST AVERAGE PER PUNT</b>	
47.3	Shane Lechler (2000-10)
42.9	Leo Araguz (1996-99)
42.5	Ray Guy (1973-86)

**SEASON****MOST PUNTS**

98	Leo Araguz (1998)
96	Ray Guy (1981)
96	Shane Lechler (2003)
96	Shane Lechler (2009)

**MOST YARDS PUNTING**

4,909	Shane Lechler (2009)
4,503	Shane Lechler (2003)
4,391	Shane Lechler (2008)
4,256	Leo Araguz (1998)
4,189	Leo Araguz (1997)

**BEST AVERAGE PER PUNT**

51.1	Shane Lechler (2009)
49.1	Shane Lechler (2007)
48.8	Shane Lechler (2008)
47.5	Shane Lechler (2006)
47.0	Shane Lechler (2010)
46.9	Shane Lechler (2003)
46.7	Shane Lechler (2004)

**GAME****MOST PUNTS**

16	Leo Araguz (10-11-98 vs. San Diego)
11	Wayne Crow (9-11-60 vs. Houston)
11	Mike Mercer (9-12-63 vs. Boston)
11	Mike Eischeid (11-20-66 at Denver)
11	Ray Guy (11-18-73 vs. Cleveland)
11	Shane Lechler (11-9-08 vs. Carolina)
11	Shane Lechler (11-15-09 vs. Kansas City)

**BEST AVG. PER PUNT (3+ ATTS.)**

59.0	Shane Lechler (12-24-05 at Denver)
58.7	Shane Lechler (11-23-08 at Denver)
57.6	Ray Guy (9-6-81 at Denver)
56.9	Shane Lechler (9-20-09 at Kansas City)
56.8	Shane Lechler (12-3-06 vs. Houston)

**LONGEST PUNT**

77	Wayne Crow (10-29-61 vs. N.Y.)
74	Ray Guy (10-30-77 at Denver)
73	Shane Lechler (9-28-03 vs. San Diego)
72	Mike Eischeid (12-10-68 vs. Denver)
72	Ray Guy (12-2-73 at Houston)



## LONGEST PUNTS

### Raiders

77 yards  
74 yards  
73 yards  
72 yards  
72 yards

Wayne Crow . . . . . 10-29-61 vs. New York  
Ray Guy . . . . . 10-30-77 at Denver  
Shane Lechler . . . . . 9-28-03 vs. San Diego  
Mike Eischeid . . . . . 12-10-68 vs. Denver  
Ray Guy . . . . . 12-2-73 at Houston

### Opponents

75 yards  
75 yards  
74 yards  
74 yards  
74 yards  
73 yards

John James . . . . . 11-30-75 vs. Atlanta  
Rich Camarillo . . . . . 11-1-81 vs. New England  
Craig Colquitt . . . . . 12-7-81 vs. Pittsburgh  
Ralf Mojsiejenko . . . . . 10-29-89 vs. Washington  
Matt Turk . . . . . 2-17-06 vs. St. Louis  
Dustin Colquitt . . . . . 9-14-08 at Kansas City

## LONGEST INTERCEPTION RETURNS

### Raiders

102 yards  
100 yards  
98 yards  
97 yards  
94 yards  
91 yards

Eddie Anderson . . . . . 12-14-92 at Miami  
Chris Carr . . . . . 10-29-06 vs. Pittsburgh  
Rod Woodson . . . . . 11-11-02 at Denver  
Mike Haynes . . . . . 12-2-84 at Miami  
Eric Turner . . . . . 9-20-98 vs. Denver  
Fred Williamson . . . . . 9-30-62 vs. San Diego

### Opponents

102 yards  
100 yards  
87 yards  
84 yards  
83 yards

Donald Frank . . . . . 10-31-93 vs. San Diego  
Tim Collier . . . . . 12-18-77 vs. Kansas City  
Rolland Lawrence . . . . . 11-30-75 vs. Atlanta  
Sabby Piscitelli . . . . . 12-28-08 at Tampa Bay (No TD)  
Lloyd Burruss . . . . . 10-28-91 at Kansas City

## LONGEST PUNT RETURNS

### Raiders

97 yards  
93 yards  
89 yards  
88 yards  
86 yards  
85 yards  
82 yards

Greg Pruitt . . . . . 10-2-83 at Washington  
Johnnie Lee Higgins . . . . . 11-16-08 at Miami  
Johnnie Lee Higgins . . . . . 11-23-08 at Denver  
Tim Brown . . . . . 12-9-01 vs. Kansas City  
George Atkinson . . . . . 9-15-68 at Buffalo  
Claude Gibson . . . . . 11-3-63 vs. Kansas City  
George Atkinson . . . . . 10-13-68 vs. San Diego

### Opponents

90 yards  
90 yards  
88 yards  
84 yards  
76 yards  
76 yards

T.J. Rushing . . . . . 12-16-07 vs. Indianapolis  
Darrien Gordon . . . . . 9-25-94 vs. San Diego  
J.T. Smith . . . . . 9-23-79 at Kansas City  
Tamarick Vanover . . . . . 1-2-00 at Kansas City  
Gregg Garrity . . . . . 11-30-86 vs. Philadelphia  
Dave Meggett . . . . . 12-24-89 at NY Giants

## LONGEST KICKOFF RETURNS

### Raiders

104 yards  
102 yards  
101 yards  
99 yards  
98 yards  
97 yards  
96 yards

Ira Matthews . . . . . 10-25-79 vs. San Diego  
Harold Hart . . . . . 9-22-75 at Miami  
Jacoby Ford . . . . . 11-28-10 vs. Miami  
Jacoby Ford . . . . . 12-26-10 vs. Indianapolis  
Jim Smith . . . . . 10-9-60 at Dallas  
Tim Brown . . . . . 9-4-88 vs. San Diego  
Terry Kirby . . . . . 9-15-02 at Pittsburgh

### Opponents

102 yards  
101 yards  
99 yards  
99 yards  
99 yards  
95 yards  
95 yards  
95 yards

LaRod Stephens-Howling . . . . . 9-26-10 at Arizona  
Leon Burton . . . . . 10-28-60 at New York  
Eddie Payton . . . . . 9-14-81 at Minnesota  
Joe Howard . . . . . 10-29-89 vs. Washington  
Josh Cribbs . . . . . 9-23-07 vs. Cleveland  
Joe Auer . . . . . 9-2-66 at Miami  
Ellis Hobbs . . . . . 12-14-08 vs. New England  
Jacoby Jones . . . . . 10-4-09 at Houston

## LONGEST FUMBLE RETURNS

### Raiders

104 yards  
96 yards  
77 yards  
75 yards  
75 yards

Jack Tatum . . . . . 9-24-72 at Green Bay  
Charles Phillips . . . . . 10-8-78 vs. Houston  
Rod Martin . . . . . 11-18-84 vs. Kansas City  
Fred Williamson . . . . . 10-29-61 vs. New York (No TD)  
Archie Reese . . . . . 9-19-82 at Atlanta

### Opponents

91 yards  
81 yards  
80 yards  
80 yards

Gary Spani . . . . . 10-25-81 vs. Kansas City  
Andre Waters . . . . . 11-30-86 vs. Philadelphia (No TD)  
Bill Thompson . . . . . 10-22-73 at Denver  
James Hasty . . . . . 9-8-96 at Kansas City

# RAIDERS LEADERS BY YEARS

Due to a players strike, the 1982 regular season was reduced to nine games and the 1987 regular season was reduced to 15 games. Team record in **bold**.

## PASSING

		Atts.	Comp.	Yds.	Pct.	TD	Int.
1960	Tom Flores	252	136	1738	54.0	12	12
1961	Tom Flores	366	190	2176	51.9	15	19
1962	Cotton Davidson	321	119	1977	37.0	7	23
1963	Tom Flores	247	113	2101	45.7	20	13
1964	Cotton Davidson	320	155	2497	48.4	21	19
1965	Tom Flores	269	122	1593	45.3	14	11
1966	Tom Flores	306	151	2638	49.4	24	14
1967	Daryle Lamonica	425	220	3228	51.8	30	23
1968	Daryle Lamonica	416	206	3245	49.5	25	15
1969	Daryle Lamonica	426	221	3302	51.9	<b>34</b>	25
1970	Daryle Lamonica	356	179	2516	50.3	22	15
1971	Daryle Lamonica	242	118	1717	48.8	16	16
1972	Daryle Lamonica	281	149	1998	53.0	18	12
1973	Ken Stabler	260	163	1997	62.7	14	10
1974	Ken Stabler	310	178	2469	57.4	26	12
1975	Ken Stabler	293	171	2296	58.4	16	24
1976	Ken Stabler	291	194	2737	66.7	27	17
1977	Ken Stabler	294	169	2176	57.5	20	20
1978	Ken Stabler	406	237	2944	58.4	16	<b>30</b>
1979	Ken Stabler	498	304	3615	61.0	26	22
1980	Jim Plunkett	320	165	2299	51.6	18	16
1981	Marc Wilson	366	173	2311	47.3	14	19
1982	Jim Plunkett	261	152	2035	58.2	14	15
1983	Jim Plunkett	379	230	2935	60.7	20	18
1984	Marc Wilson	282	153	2151	54.3	15	17
1985	Marc Wilson	388	193	2608	49.7	16	21
1986	Jim Plunkett	252	133	1986	52.8	14	9
1987	Marc Wilson	266	152	2070	57.1	12	8
1988	Jay Schroeder	256	113	1839	44.1	13	13
1989	Steve Beuerlein	217	108	1677	49.8	13	9
1990	Jay Schroeder	334	182	2849	54.5	19	9
1991	Jay Schroeder	357	189	2562	52.9	15	16
1992	Jay Schroeder	253	123	1476	48.6	11	11
1993	Jeff Hostetler	419	236	3242	56.2	14	10
1994	Jeff Hostetler	454	263	3334	57.9	20	16
1995	Jeff Hostetler	286	172	1998	60.1	12	9
1996	Jeff Hostetler	402	242	2548	60.2	23	14
1997	Jeff George	521	290	3917	55.7	29	9
1998	Donald Hollas	260	135	1754	51.9	10	16
1999	Rich Gannon	515	304	3840	59.0	24	14
2000	Rich Gannon	473	284	3430	60.0	28	11
2001	Rich Gannon	548	361	3828	65.8	27	9
2002	Rich Gannon	<b>618</b>	<b>418</b>	<b>4689</b>	<b>67.6</b>	26	10
2003	Rich Gannon	225	125	1274	55.6	6	4
2004	Kerry Collins	513	289	3495	56.3	21	20
2005	Kerry Collins	565	302	3759	53.5	20	12
2006	Andrew Walter	276	147	1677	53.3	3	13
2007	Josh McCown	190	111	1151	58.4	10	11
2008	JaMarcus Russell	368	198	2423	53.8	13	8
2009	JaMarcus Russell	246	120	1287	48.8	3	11
2010	Jason Campbell	329	194	2387	59.0	13	8

## RUSHING

		No.	Yds.	Avg.	TD	LR
1960	Tony Teresa	139	608	4.4	6	83
1961	Wayne Crow	119	490	4.1	2	62
1962	Clem Daniels	161	766	4.7	7	72
1963	Clem Daniels	215	1099	5.1	3	74
1964	Clem Daniels	173	824	4.7	2	42
1965	Clem Daniels	219	953	4.0	5	57
1966	Clem Daniels	204	801	3.9	7	64
1967	Clem Daniels	130	575	4.4	4	52
1968	Hewritt Dixon	206	865	4.2	2	28
1969	Charlie Smith	177	600	3.4	2	23
1970	Hewritt Dixon	197	861	4.4	1	39
1971	Marv Hubbard	181	867	4.8	5	20
1972	Marv Hubbard	219	1100	5.0	4	39
1973	Marv Hubbard	193	903	4.7	6	50

1974	Marv Hubbard	188	865	4.6	4	32
1975	Pete Banaszak	187	672	3.6	16	27
1976	Mark van Eeghen	233	1012	4.3	3	21
1977	Mark van Eeghen	324	1273	3.9	7	27
1978	Mark van Eeghen	270	1080	4.0	9	34
1979	Mark van Eeghen	223	818	3.7	7	19
1980	Mark van Eeghen	222	838	3.8	5	34
1981	Kenny King	170	828	4.9	0	60
1982	Marcus Allen	160	697	4.4	11	53
1983	Marcus Allen	266	1014	3.8	9	19
1984	Marcus Allen	275	1168	4.2	13	52
1985	Marcus Allen	380	1759	4.6	11	61
1986	Marcus Allen	208	759	3.6	5	28
1987	Marcus Allen	200	754	3.8	5	44
1988	Marcus Allen	223	831	3.7	7	32
1989	Bo Jackson	173	950	5.5	4	92
1990	Bo Jackson	125	698	5.6	5	88
1991	Roger Craig	162	590	3.6	1	15
1992	Eric Dickerson	187	729	3.9	2	40
1993	Greg Robinson	156	591	3.8	1	16
1994	Harvey Williams	282	983	3.5	4	28
1995	Harvey Williams	255	1114	4.4	9	60
1996	Napoleon Kaufman	150	874	5.8	1	77
1997	Napoleon Kaufman	272	1294	4.8	6	83
1998	Napoleon Kaufman	217	921	4.2	2	80
1999	Tyrone Wheatley	242	936	3.9	8	30
2000	Tyrone Wheatley	232	1046	4.5	9	80
2001	Charlie Garner	211	839	4.0	1	38
2002	Charlie Garner	182	962	5.3	7	36
2003	Tyrone Wheatley	159	678	4.3	4	41
2004	Amos Zereoue	112	425	3.8	3	55
2005	LaMont Jordan	272	1025	3.8	9	26
2006	Justin Fargas	178	659	3.7	1	48
2007	Justin Fargas	222	1009	4.5	4	48
2008	Justin Fargas	218	853	3.9	1	42
2009	Michael Bush	123	589	4.8	3	60
2010	Darren McFadden	223	1157	5.2	7	57

#### RECEIVING

		No.	Yds.	Avg.	TD	LR
1960	Billy Lott	49	524	10.7	1	28
1961	Doug Asad	36	501	13.0	2	51
1962	Max Boydston	30	374	12.4	0	58
1963	Art Powell	73	1304	17.8	16	85
1964	Art Powell	76	1361	17.9	11	77
1965	Art Powell	52	800	15.4	12	66
1966	Art Powell	53	1026	19.4	11	46
1967	Hewritt Dixon	59	563	9.5	2	48
1968	Fred Biletnikoff	61	1037	17.0	6	82
1969	Fred Biletnikoff	54	837	15.3	12	53
1970	Fred Biletnikoff	45	768	17.1	7	51
1971	Fred Biletnikoff	61	929	15.2	9	49
1972	Fred Biletnikoff	58	802	13.8	7	39
1973	Fred Biletnikoff	48	660	13.8	4	32
1974	Cliff Branch	60	1092	18.2	13	67
1975	Cliff Branch	51	893	17.5	9	53
1976	Dave Casper	53	691	13.0	10	30
1977	Dave Casper	48	584	12.2	6	27
1978	Dave Casper	62	852	13.7	9	44
1979	Cliff Branch	59	844	14.3	6	66
1980	Bob Chandler	49	786	16.0	10	56
1981	Derrick Ramsey	52	674	13.0	4	66
1982	Todd Christensen	42	510	12.1	4	50
1983	Todd Christensen	92	1247	13.6	12	45
1984	Todd Christensen	80	1007	12.6	7	38
1985	Todd Christensen	82	987	12.0	6	48
1986	Todd Christensen	95	1153	12.1	8	35
1987	Marcus Allen	51	410	8.0	0	39
1988	Tim Brown	43	725	16.9	5	65
1989	Mervyn Fernandez	57	1069	18.8	9	75
1990	Mervyn Fernandez	52	839	16.1	5	66
1991	Ethan Horton	53	650	12.3	5	52
1992	Tim Brown	49	693	14.1	7	68
1993	Tim Brown	80	1180	14.8	7	71
1994	Tim Brown	89	1309	14.7	9	77
1995	Tim Brown	89	1342	15.1	10	80

1996	Tim Brown	90	1104	12.3	9	42
1997	Tim Brown	<b>104</b>	<b>1408</b>	13.5	5	59
1998	Tim Brown	90	1344	14.9	6	47
2000	Tim Brown	76	1128	14.8	11	45
2001	Tim Brown	91	1165	12.8	9	46
2002	Jerry Rice	92	1211	13.2	7	75
2003	Jerry Rice	63	869	13.8	2	47
2004	Jerry Porter	64	998	15.6	9	52
2005	Jerry Porter	76	942	12.4	5	49
2006	Ronald Curry	62	727	11.7	1	39
2007	Ronald Curry	55	717	13.0	4	49
2008	Zach Miller	56	778	13.9	1	63
2009	Zach Miller	66	805	12.2	3	86
2010	Zach Miller	60	685	11.4	5	43

#### SCORING

		<b>TD</b>	<b>PAT</b>	<b>FG</b>	<b>Total</b>
1960	Tony Teresa	10	0	0	60
1961	George Fleming	1	24	11	63
1962	Clem Daniels	8	0	0	48
1963	Art Powell	16	0	0	96
1964	Mike Mercer	0	34	15	79
1965	Clem Daniels	12	0	0	72
	Art Powell	12	0	0	72
1966	Mike Eischeid	0	37	11	70
1967	George Blanda	0	<b>56</b>	20	116
1968	George Blanda	0	54	21	117
1969	George Blanda	0	45	20	105
1970	George Blanda	0	36	16	84
1971	George Blanda	0	41	15	86
1972	George Blanda	0	44	17	95
1973	George Blanda	0	31	23	100
1974	Cliff Branch	13	0	0	78
1975	Pete Banaszak	16	0	0	96
1976	Cliff Branch	12	0	0	72
1977	Errol Mann	0	39	20	99
1978	Errol Mann	0	33	12	66
1979	Jim Breech	0	41	18	95
1980	Chris Bahr	0	41	19	98
1981	Chris Bahr	0	27	14	69
1982	Marcus Allen	14	0	0	84
1983	Chris Bahr	0	51	21	114
1984	Marcus Allen	<b>18</b>	0	0	108
1985	Chris Bahr	0	40	20	100
1986	Chris Bahr	0	36	21	99
1987	Chris Bahr	0	27	19	84
1988	Chris Bahr	0	37	18	91
1989	Jeff Jaeger	0	34	23	103
1990	Jeff Jaeger	0	40	15	85
1991	Jeff Jaeger	0	29	29	116
1992	Jeff Jaeger	0	28	15	73
1993	Jeff Jaeger	0	27	<b>35</b>	132
1994	Jeff Jaeger	0	31	22	97
1995	Jeff Jaeger	0	22	18	61
1996	Cole Ford	0	36	24	108
1997	Cole Ford	0	33	13	72
	James Jett	12	0	0	72
1998	Greg Davis	0	31	17	82
1999	Michael Husted	0	30	20	90
2000	Sebastian Janikowski	0	46	22	112
2001	Sebastian Janikowski	0	42	23	111
2002	Sebastian Janikowski	0	50	26	128
2003	Sebastian Janikowski	0	28	22	94
2004	Sebastian Janikowski	0	31	25	106
2005	Sebastian Janikowski	0	30	20	90
2006	Sebastian Janikowski	0	16	18	70
2007	Sebastian Janikowski	0	28	23	97
2008	Sebastian Janikowski	0	25	24	97
2009	Sebastian Janikowski	0	17	26	95
2010	Sebastian Janikowski	0	43	33	<b>142</b>

#### INTERCEPTIONS

		<b>No.</b>	<b>Yds.</b>	<b>Avg.</b>	<b>TD</b>	<b>LR</b>
1960	Eddie Macon	9	105	11.7	1	42
1961	Joe Cannavino	5	14	2.8	0	9
1962	Tom Morrow	10	141	14.1	0	36
1963	Tom Morrow	9	104	11.5	0	35

1964	Fred Williamson	6	40	6.7	0	28
1965	Warren Powers	5	56	11.2	0	12
1966	Warren Powers	5	88	17.6	0	35
1967	Willie Brown	7	33	4.7	0	25
1968	Dave Grayson	10	195	19.5	1	54
1969	Dave Grayson	8	132	16.5	1	76
1970	Kent McCloughan	5	5	1.0	0	5
1971	Nemiah Wilson	5	70	14.0	0	22
1972	Jack Tatum	4	91	22.8	0	56
1973	George Atkinson	3	48	16.0	0	36
1974	Alonzo Thomas	6	70	11.7	1	34
1975	Alonzo Thomas	6	86	14.3	0	48
1976	Monte Johnson	4	40	10.0	0	22
1977	Jack Tatum	6	146	24.3	0	41
1978	Charles Phillips	6	121	20.2	1	42
1979	Lester Hayes	7	100	14.3	2	52
1980	Lester Hayes	13	273	21.0	1	62
1981	Odis McKinney	3	38	12.7	0	34
1982	Burgess Owens	4	56	14.0	0	35
1983	Vann McElroy	8	68	8.5	0	28
1984	Mike Haynes	6	220	36.7	1	97
1985	Lester Hayes	4	27	6.8	1	27
1986	Vann McElroy	7	105	15.0	0	28
1987	Vann McElroy	4	41	10.3	1	35
1988	Mike Haynes	3	30	10.0	0	30
	Vann McElroy	3	17	5.7	0	13
1989	Eddie Anderson	5	233	46.6	2	87
1990	Eddie Anderson	3	19	16.3	0	15
	Terry McDaniel	3	20	6.7	0	15
	Mike Harden	3	19	6.3	0	15
1991	Ronnie Lott	8	52	6.5	0	27
1992	Terry McDaniel	4	180	45.0	0	67
1993	Terry McDaniel	5	87	17.4	1	36
1994	Terry McDaniel	7	103	14.7	2	35
1995	Terry McDaniel	6	46	7.7	1	42
1996	Terry McDaniel	5	150	30.0	1	56
1997	Eric Turner	2	45	22.5	0	29
	Lionel Washington	2	44	22.0	0	44
	James Trapp	2	24	12.5	0	25
	Lorenzo Lynch	2	6	3.0	0	6
1998	Charles Woodson	5	118	23.6	1	46
	Eric Allen	5	59	11.8	0	22
1999	Darrien Gordon	3	44	14.7	0	28
	Eric Turner	3	43	14.3	0	24
	Eric Allen	3	33	11.0	0	31
2000	Eric Allen	6	145	24.2	3	50
	William Thomas	6	68	11.3	1	46
2001	Tory James	5	72	14.4	0	23
2002	Rod Woodson	8	225	28.1	2	98
2003	Phillip Buchanon	6	176	29.3	2	83
2004	Phillip Buchanon	3	69	23.0	1	37
2005	Stuart Schweigert	2	35	17.5	0	33
2006	Nnamdi Asomugha	8	59	7.4	1	24
2007	Thomas Howard	6	172	28.7	2	66
2008	Chris Johnson	3	68	22.7	0	44
	DeAngelo Hall	3	31	10.3	0	21
	Rashad Baker	3	8	2.7	0	8
2009	Chris Johnson	3	20	6.7	0	20
	Michael Huff	3	15	5.0	0	10
2010	Michael Huff	3	32	10.7	0	17

#### PUNT RETURNS

		No.	Yds.	Avg.	TD	LR
1960	Jack Larscheid	12	106	8.8	0	41
1961	Charles Fuller	4	52	13.0	0	25
1962	Bob Garner	20	162	8.1	0	25
1963	Claude Gibson	26	307	11.8	2	85
1964	Claude Gibson	29	419	14.4	0	58
1965	Claude Gibson	31	357	11.8	1	58
1966	Rodger Bird	37	323	8.7	0	42
1967	Rodger Bird	46	612	13.3	0	78
1968	George Atkinson	36	490	13.6	2	86
1969	George Atkinson	25	153	6.1	0	30
1970	Alvin Wyatt	25	231	9.2	1	63
1971	George Atkinson	20	159	8.0	0	34
1972	George Atkinson	10	33	3.3	0	8

1973	George Atkinson	41	336	8.2	1	63
1974	Ron Smith	41	486	11.9	0	55
1975	Neal Colzie	48	655	13.6	0	64
1976	Neal Colzie	41	448	10.9	0	32
1977	Neal Colzie	32	334	10.4	0	23
1978	Neal Colzie	47	310	6.6	0	24
1979	Ira Matthews	32	165	5.2	0	20
1980	Ira Matthews	48	421	8.8	0	34
1981	Ted Watts	35	284	8.1	1	52
1982	Greg Pruitt	26	209	8.0	0	25
1983	Greg Pruitt	58	668	11.5	1	97
1984	Greg Pruitt	53	473	8.9	0	38
1985	Fulton Walker	62	692	11.2	0	32
1986	Fulton Walker	49	440	9.0	1	70
1987	Chris Woods	26	189	7.3	0	34
1988	Tim Brown	49	444	9.1	0	36
1989	Stefon Adams	19	156	8.2	0	15
1990	Tim Brown	34	295	8.7	0	39
1991	Tim Brown	29	330	11.4	1	75
1992	Tim Brown	37	383	10.4	0	40
1993	Tim Brown	40	465	11.6	1	74
1994	Tim Brown	40	487	12.2	0	48
1995	Tim Brown	36	364	10.1	0	38
1996	Tim Brown	32	272	8.5	0	36
1997	Desmond Howard	27	210	7.8	0	31
1998	Desmond Howard	45	541	12.0	2	75
1999	Darrien Gordon	42	397	9.5	0	78
2000	Darrien Gordon	29	258	8.9	0	36
2001	David Dunn	19	169	8.9	0	23
2002	Phillip Buchanan	15	178	14.0	1	83
2003	Phillip Buchanan	36	491	13.6	2	80
2004	Phillip Buchanan	21	121	5.8	0	18
2005	Chris Carr	34	186	5.5	0	34
2006	Chris Carr	35	216	6.2	0	35
2007	Johnnie Lee Higgins	15	103	5.2	0	54
2008	Johnnie Lee Higgins	44	570	13.0	3	93
2009	Johnnie Lee Higgins	34	177	5.2	0	19
2010	Nick Miller	35	257	7.3	0	46

#### KICKOFF RETURNS

		No.	Yds.	Avg.	TD	LR
1960	Jack Larscheid	30	852	28.4	0	78
1961	George Fleming	29	588	20.3	0	36
1962	Bo Roberson	27	748	27.7	1	87
1963	Bo Roberson	38	809	21.2	0	58
1964	Bo Roberson	36	975	27.0	0	59
1965	Larry Todd	20	461	23.1	0	50
1966	Pervis Atkins	29	608	21.0	0	35
1967	Dave Grayson	19	405	21.3	0	29
1968	George Atkinson	32	802	25.1	0	60
1969	George Atkinson	16	382	23.9	0	39
1970	George Atkinson	23	574	25.0	0	62
1971	Clarence Davis	27	734	27.2	0	44
1972	Clarence Davis	18	464	25.8	0	49
1973	Clarence Davis	19	504	26.5	0	76
1974	Harold Hart	18	466	25.9	0	67
1975	Harold Hart	17	518	30.5	1	102
1976	Rick Jennings	16	417	26.1	0	55
1977	Carl Garrett	21	420	20.0	0	31
1978	Arthur Whittington	23	473	20.6	0	34
1979	Ira Matthews	35	873	24.9	1	104
1980	Ira Matthews	29	585	20.2	0	45
1981	Arthur Whittington	25	563	22.5	0	47
1982	Greg Pruitt	14	371	28.4	0	55
1983	Cle Montgomery	21	464	22.1	0	48
1984	Dokie Williams	24	621	25.9	0	62
1985	Fulton Walker	21	467	22.2	0	57
1986	Stefon Adams	27	573	21.2	0	51
1987	Vance Mueller	27	588	21.8	0	46
1988	Tim Brown	41	1098	26.8	1	97
1989	Stefon Adams	22	425	19.3	0	37
1990	Jamie Holland	32	655	20.5	0	87
1991	Jamie Holland	22	421	19.1	0	27
1992	Alexander Wright	18	325	18.1	0	33
1993	Raghib Ismail	25	605	24.2	0	66
1994	Raghib Ismail	43	923	21.5	0	51

1995	Raghib Ismail	36	706	19.6	0	43
1996	Carl Kidd	29	622	21.4	0	48
1997	Desmond Howard	61	1318	21.6	0	45
1998	Desmond Howard	49	1040	21.1	0	42
1999	Napoleon Kaufman	42	831	19.8	0	48
2000	David Dunn	44	1073	24.4	1	88
2001	Terry Kirby	46	1066	23.2	1	90
2002	Marcus Knight	29	705	25.5	0	65
2003	Doug Gabriel	29	646	22.3	1	85
2004	Doug Gabriel	53	1140	21.5	0	64
2005	Chris Carr	<b>73</b>	1752	24.0	0	62
2006	Chris Carr	69	<b>1762</b>	25.5	0	50
2007	Chris Carr	59	1327	25.5	0	43
2008	Johnnie Lee Higgins	36	842	23.4	0	69
2009	Jonathan Holland	28	550	19.6	0	60
2010	Jacoby Ford	53	1280	24.2	<b>3</b>	101

#### PUNTING

		<b>No.</b>	<b>Yds.</b>	<b>Avg.</b>	<b>LP</b>
1960	Wayne Crow	76	2958	38.9	72
1961	Wayne Crow	61	2613	42.8	<b>77</b>
1962	Cotton Davidson	40	1569	39.2	64
1963	Mike Mercer	75	3007	40.0	53
1964	Mike Mercer	58	2446	42.1	67
1965	Mike Mercer	75	3079	41.1	70
1966	Mike Eischeid	64	2703	42.2	56
1967	Mike Eischeid	76	3364	44.3	62
1968	Mike Eischeid	64	2788	43.6	72
1969	Mike Eischeid	69	2944	42.7	58
1970	Mike Eischeid	79	3121	39.5	57
1971	Jerry DePoyster	57	2013	39.4	56
1972	Jerry DePoyster	55	2031	36.9	57
1973	Ray Guy	69	3127	45.3	72
1974	Ray Guy	74	3124	42.2	66
1975	Ray Guy	68	2979	43.8	64
1976	Ray Guy	67	2785	41.6	66
1977	Ray Guy	59	2552	43.3	74
1978	Ray Guy	81	3462	42.7	69
1979	Ray Guy	69	2939	42.6	71
1980	Ray Guy	71	3099	43.6	66
1981	Ray Guy	96	4195	43.7	69
1982	Ray Guy	47	1839	39.1	57
1983	Ray Guy	79	3384	42.8	67
1984	Ray Guy	91	3809	41.9	63
1985	Ray Guy	89	3627	40.8	68
1986	Ray Guy	90	3620	40.2	64
1987	Stan Talley	56	2277	40.7	63
1988	Jeff Gossett	91	3804	41.8	58
1989	Jeff Gossett	67	2711	40.5	60
1990	Jeff Gossett	60	2315	38.6	57
1991	Jeff Gossett	67	2961	44.2	61
1992	Jeff Gossett	77	3255	42.3	56
1993	Jeff Gossett	71	2971	41.8	61
1994	Jeff Gossett	77	3377	43.9	65
1995	Jeff Gossett	75	3089	41.2	60
1996	Jeff Gossett	57	2264	39.7	64
1997	Leo Araguz	<b>93</b>	4189	45.0	63
1998	Leo Araguz	<b>98</b>	4256	43.4	64
1999	Leo Araguz	76	3045	40.1	56
2000	Shane Lechler	65	2984	45.9	69
2001	Shane Lechler	73	3375	46.2	65
2002	Shane Lechler	53	2251	42.3	70
2003	Shane Lechler	96	4503	46.9	73
2004	Shane Lechler	73	3409	46.7	67
2005	Shane Lechler	82	3744	45.7	64
2006	Shane Lechler	77	3660	47.5	67
2007	Shane Lechler	73	3585	49.1	70
2008	Shane Lechler	90	4391	48.8	70
2009	Shane Lechler	96	<b>4909</b>	<b>51.1</b>	70
2010	Shane Lechler	77	3618	47.0	68

# RAIDERS SUPERLATIVES

## SEASON 1,000 YARDS RUSHING

Yds.	Name	Year
1,759	Marcus Allen	1985
1,294	Napoleon Kaufman	1997
1,273	Mark van Eeghen	1977
1,168	Marcus Allen	1984
1,157	Darren McFadden	2010
1,114	Harvey Williams	1995
1,100	Marv Hubbard	1972
1,099	Clem Daniels	1963
1,080	Mark van Eeghen	1978
1,046	Tyrone Wheatley	2000
1,025	LaMont Jordan	2005
1,014	Marcus Allen	1983
1,012	Mark van Eeghen	1976
1,009	Justin Fargas	2007

## 1,000 YARDS RECEIVING

Yds.	Name	Year
1,408	Tim Brown	1997
1,361	Art Powell	1964
1,344	Tim Brown	1999
1,342	Tim Brown	1995
1,309	Tim Brown	1994
1,304	Art Powell	1963
1,260	Warren Wells	1968
1,247	Todd Christensen	1983
1,211	Jerry Rice	2002
1,180	Tim Brown	1993
1,165	Tim Brown	2001
1,153	Todd Christensen	1986
1,139	Jerry Rice	2001
1,137	Warren Wells	1969
1,128	Tim Brown	2000
1,111	Cliff Branch	1976
1,104	Tim Brown	1996
1,092	Cliff Branch	1974
1,069	Mervyn Fernandez	1989
1,037	Fred Biletnikoff	1968
1,026	Art Powell	1966
1,012	Tim Brown	1998
1,007	Todd Christensen	1984
1,005	Randy Moss	2005

## 3,000 YARDS PASSING

Yds.	Name	Year
4,689	Rich Gannon	2002
3,917	Jeff George	1997
3,840	Rich Gannon	1999
3,828	Rich Gannon	2001
3,759	Kerry Collins	2005
3,615	Ken Stabler	1979
3,495	Kerry Collins	2004
3,430	Rich Gannon	2000
3,334	Jeff Hostetler	1994
3,302	Daryle Lamonica	1969
3,245	Daryle Lamonica	1968
3,242	Jeff Hostetler	1993
3,228	Daryle Lamonica	1967

## SINGLE GAME 100 YARDS RUSHING

Yds.	Name	Game
227	Napoleon Kaufman	10-19-97 vs. Denver
221	Bo Jackson	11-30-87 at Seattle
200	Clem Daniels	10-20-63 vs. N.Y. Jets
187	Clem Daniels	12-9-62 at Houston
187	Hewritt Dixon	9-29-68 at Houston
179	Justin Fargas	9-30-07 at Miami
177	Michael Bush	12-28-08 at Tampa Bay
173	Marcus Allen	11-24-85 vs. Denver
167	Clem Daniels	10-25-64 vs. Denver
165	Darren McFadden	10-24-10 at Denver
164	Hewritt Dixon	10-19-70 vs. Washington
164	Darren McFadden	9-14-08 at Kansas City
162	Napoleon Kaufman	9-28-97 vs. St. Louis
160	Harvey Williams	10-8-95 vs. Seattle
159	Bo Jackson	11-5-89 vs. Cincinnati
159	LaMont Jordan	9-16-07 at Denver
158	Clem Daniels	12-22-63 vs. Houston

156	Marcus Allen	12-5-82 vs. Seattle
156	Marcus Allen	12-1-85 at Atlanta
156	Tyrone Wheatley	10-22-00 vs. Seattle
155	Marcus Allen	12-2-84 at Miami
152	Napoleon Kaufman	11-29-98 vs. Washington
151	Mark van Eeghen	9-17-78 at Green Bay
149	Larry Todd	11-7-65 at Houston
146	Charlie Smith	11-12-72 at Cincinnati
146	Tyrone Wheatley	12-16-00 at Seattle
146	Justin Fargas	12-2-07 vs. Denver
145	Darren McFadden	9-19-10 vs. St. Louis
144	Clem Daniels	12-20-64 vs. San Diego
144	Bo Jackson	10-29-89 vs. Washington
143	Marv Hubbard	12-5-71 at Atlanta
143	Mark van Eeghen	10-23-77 at N.Y. Jets
143	Mark van Eeghen	11-28-77 vs. Buffalo
143	Napoleon Kaufman	10-25-98 vs. Cincinnati
143	Tony Teresa	11-13-60 vs. Buffalo
140	Napoleon Kaufman	9-14-97 at Atlanta
139	Napoleon Kaufman	9-13-98 vs. N.Y. Giants
139	Justin Fargas	11-25-07 at Kansas City
138	Kenny King	10-12-80 vs. San Diego
137	Michael Bush	1-2-11 at Kansas City
136	Kenny King	9-21-80 vs. Washington
136	Marcus Allen	9-13-87 at Green Bay
136	Joe Aska	10-6-96 at N.Y. Jets
135	Marcus Allen	11-17-85 vs. Cincinnati
135	Marcus Allen	12-8-85 at Denver
135	Charlie Garner	12-28-02 vs. Kansas City
134	Arthur Whittington	11-5-78 at Kansas City
134	Harvey Williams	11-5-95 at Cincinnati
134	Zack Crockett	1-2-05 vs. Jacksonville
133	Mark van Eeghen	11-21-76 at Philadelphia
133	Michael Bush	12-20-09 at Denver
132	LaMont Jordan	12-18-05 vs. Cleveland
129	Bo Jackson	12-10-90 at Detroit
128	Harvey Williams	10-30-94 vs. Houston
128	LaMont Jordan	10-1-06 vs. Cleveland
127	Charlie Garner	9-8-02 vs. Seattle
126	Marcus Allen	1-2-83 at San Diego
126	Marcus Allen	10-6-85 vs. Kansas City
126	Napoleon Kaufman	9-21-97 at N.Y. Jets
126	LaMont Jordan	10-2-05 vs. Dallas
125	Marv Hubbard	9-24-72 at Green Bay
123	Pete Banaszak	10-26-69 at San Diego
123	Marcus Allen	12-23-85 at Rams
123	Darren McFadden	12-12-10 at Jacksonville
122	LaMont Jordan	10-23-05 vs. Buffalo
122	Clem Daniels	11-3-63 vs. Kansas City
122	Marv Hubbard	10-15-72 vs. Buffalo
122	Napoleon Kaufman	12-19-99 vs. Tampa Bay
122	Dominic Rhodes	12-30-07 vs. San Diego
121	Marv Hubbard	12-2-73 at Houston
121	LaMont Jordan	9-23-07 vs. Cleveland
120	Clarence Davis	11-16-75 vs. Cleveland
119	Marcus Allen	11-10-85 at San Diego
119	Michael Bush	11-15-09 vs. Kansas City
119	Darren McFadden	12-19-10 vs. Denver
118	Charlie Smith	11-24-68 at Cincinnati
118	Marv Hubbard	12-11-72 vs. N.Y. Jets
118	Frank Hawkins	10-23-83 at Dallas
117	Marv Hubbard	10-27-74 at San Francisco
117	Bo Jackson	12-16-90 vs. Cincinnati
117	Amos Zereoue	10-3-04 at Houston (Texans)
116	Clarence Davis	10-6-74 at Cleveland
116	Mark van Eeghen	10-3-77 at Kansas City
116	Marcus Allen	9-12-82 at San Francisco
116	Napoleon Kaufman	9-22-96 vs. San Diego
116	Napoleon Kaufman	9-27-98 at Dallas
115	Clem Daniels	9-26-65 vs. Houston
115	Marv Hubbard	12-8-73 vs. Kansas City
115	Mark van Eeghen	12-21-80 at N.Y. Giants
115	Dominic Rhodes	12-23-07 at Jacksonville
114	Mark van Eeghen	10-9-77 at Cleveland
114	Bo Jackson	12-10-89 vs. Phoenix
113	Clem Daniels	10-8-65 at Boston
112	Mark van Eeghen	12-11-77 vs. Minnesota
112	Napoleon Kaufman	10-26-97 at Seattle
112	Tyrone Wheatley	11-5-00 vs. Kansas City
111	Marv Hubbard	11-10-74 vs. Detroit

111	Marcus Allen	10-28-85 vs. San Diego
111	Tyrone Wheatley	12-19-99 vs. Tampa Bay
111	Darren McFadden	10-31-10 vs. Seattle
110	Marcus Allen	11-25-84 vs. Indianapolis
109	Marcus Allen	12-15-85 vs. Seattle
109	Napoleon Kaufman	11-16-97 at San Diego
109	Napoleon Kaufman	10-19-97 vs. Denver
109	Tyrone Wheatley	11-16-03 vs. Minnesota
107	Wayne Crow	10-1-61 vs. Denver
107	Marv Hubbard	11-3-74 at Denver
107	Marcus Allen	10-21-84 at San Diego
107	Marcus Allen	10-13-85 vs. New Orleans
107	Eric Dickerson	11-22-92 vs. Denver
107	Harvey Williams	10-23-94 vs. Atlanta
107	Justin Fargas	11-23-08 at Denver
106	Hewritt Dixon	10-25-70 vs. Pittsburgh
105	Clarence Davis	10-30-77 at Denver
105	Marcus Allen	9-19-83 vs. Miami
105	Darren McFadden	9-26-10 at Arizona
104	Clem Daniels	11-15-64 vs. Houston
104	Clem Daniels	12-12-65 vs. N.Y. Jets
104	Clem Daniels	10-23-66 at N.Y. Jets
104	Clem Daniels	11-13-66 at San Diego
104	Hewritt Dixon	9-15-68 at Buffalo
104	Marcus Allen	9-14-86 at Washington
104	Napoleon Kaufman	11-24-96 vs. Seattle
104	Justin Fargas	11-4-07 vs. Houston
104	Michael Bush	10-10-10 vs. San Diego
103	Clem Daniels	12-5-65 vs. Denver
103	Marv Hubbard	10-4-71 at Cleveland
103	Bo Jackson	11-12-89 at San Diego
103	Eric Dickerson	11-29-92 at San Diego
102	Clarence Davis	10-3-77 at Kansas City
102	Kenny King	11-1-81 vs. New England
102	Kenny King	12-7-81 vs. Pittsburgh
102	Marcus Allen	9-7-86 vs. Denver
102	Marcus Allen	10-23-88 at New Orleans
102	Tyrone Wheatley	9-26-04 vs. Tampa Bay
101	Clem Daniels	9-9-62 vs. N.Y. Titans
101	Charlie Smith	11-19-72 at Denver
101	Marcus Allen	11-3-85 at Seattle
101	Harvey Williams	11-27-95 at San Diego
100	Clarence Davis	11-6-77 vs. Seattle
100	Booker Russell	11-25-79 at Denver
100	Tyrone Wheatley	10-3-99 at Seattle
100	Charlie Garner	11-24-02 at Arizona

**CAREER TOTAL  
100-YARD RUSHING GAMES**

<b>Gms.</b>	<b>Name</b>	<b>Yrs. Played</b>
22	Marcus Allen	1982-92
14	Clem Daniels	1961-67
14	Napoleon Kaufman	1995-00
10	Marv Hubbard	1969-75
8	Mark van Eeghen	1974-81
7	Bo Jackson	1987-90
7	Tyrone Wheatley	1999-04
7	Darren McFadden	2008-10
6	LaMont Jordan	2005-07
5	Clarence Davis	1971-78
5	Harvey Williams	1994-98
5	Justin Fargas	2003-09
5	Michael Bush	2008-10
4	Hewritt Dixon	1966-70
4	Kenny King	1980-85
3	Charlie Smith	1968-74
3	Charlie Garner	2001-03
2	Eric Dickerson	1992
2	Dominic Rhodes	2007
1	Pete Banaszak	1966-78
1	Wayne Crow	1960-61
1	Tony Teresa	1960
1	Larry Todd	1965-70
1	Arthur Whittington	1978-81
1	Booker Russell	1978-79
1	Frank Hawkins	1981-87
1	Joe Aska	1995-97
1	Zack Crockett	1999-06
1	Amos Zereoue	2004
143	By 29 Backs	

**100 YARDS RECEIVING**

<b>Yds.</b>	<b>Name</b>	<b>Game</b>
247	Art Powell	12-22-63 vs. Houston
206	Art Powell	10-8-65 at Boston

198	Warren Wells	10-11-70 vs. Denver
198	Jessie Hester	11-30-86 vs. Philadelphia
190	Tim Brown	10-24-99 vs. N.Y. Jets
183	Tim Brown	12-5-93 at Buffalo
181	Art Powell	9-7-63 at Houston
179	Rod Barksdale	12-21-86 vs. Indianapolis
173	Tim Brown	1-2-94 vs. Denver
173	Marcus Allen	10-7-84 vs. Seattle
173	Todd Christensen	11-20-86 at San Diego
172	Clem Daniels	9-15-63 vs. Buffalo
172	Tim Brown	10-8-00 at San Francisco
167	Cliff Branch	10-10-76 at San Diego
164	Tim Brown	12-21-97 vs. Jacksonville
163	Warren Wells	12-8-68 vs. Denver
163	Cliff Branch	11-7-76 at Chicago
163	Tim Brown	11-2-97 at Carolina
161	Tim Brown	11-19-95 vs. Dallas
159	Jerry Rice	12-22-03 vs. Green Bay
158	Fred Biletnikoff	11-23-67 at Kansas City
158	Todd Christensen	11-2-86 vs. Denver
158	Tim Brown	8-31-97 at Tennessee
156	Tim Brown	10-31-93 vs. San Diego
156	Cliff Branch	9-16-79 at Seattle
156	Tim Brown	10-1-95 at N.Y. Jets
155	Cliff Branch	11-30-75 vs. Atlanta
155	Dick Dorsey	12-2-62 at San Diego
155	Mervyn Fernandez	10-23-88 at New Orleans
155	Tim Brown	9-8-97 vs. Kansas City
153	Tim Brown	9-21-97 at N.Y. Jets
152	Warren Wells	11-30-69 at N.Y. Jets
152	Art Powell	10-25-64 vs. Denver
152	Todd Christensen	10-16-83 at Seattle
150	Art Powell	9-22-63 vs. Boston
150	Tim Brown	12-3-95 vs. Kansas City
148	Fred Biletnikoff	10-17-71 vs. Philadelphia
148	James Jett	9-21-97 at N.Y. Jets
148	Jerry Porter	12-19-04 vs. Tennessee
148	Jacoby Ford	11-7-10 vs. Kansas City
147	Willie Gault	11-5-89 vs. Cincinnati
145	Tim Brown	10-14-01 at Indianapolis
144	Fred Biletnikoff	11-3-68 vs. Kansas City
144	Jerry Rice	9-29-02 vs. Tennessee
144	Tim Brown	12-28-02 vs. Kansas City
143	Art Powell	11-29-64 at Denver
143	Dokie Williams	9-28-86 vs. San Diego
143	Tim Brown	10-8-95 vs. Seattle
142	Jerry Porter	11-20-05 at Washington
141	Art Powell	10-10-64 at N.Y. Jets
141	Ronald Curry	12-5-04 vs. Kansas City
140	Todd Christensen	12-1-83 at San Diego
140	Tim Brown	12-26-98 vs. Kansas City
139	Zach Miller	10-18-09 vs. Philadelphia
138	James Jett	11-21-93 at San Diego
138	Cliff Branch	12-1-74 vs. New England
138	Cliff Branch	9-19-82 at Atlanta
137	Fred Biletnikoff	11-24-68 at Cincinnati
136	Warren Wells	11-2-69 at Cincinnati
136	Dave Casper	10-3-76 at New England
136	Todd Christensen	12-18-83 vs. San Diego
136	Tim Brown	9-18-94 at Denver
135	Art Powell	9-13-64 vs. Boston
135	Cliff Branch	10-24-76 vs. Green Bay
135	Daryl Hobbs	9-24-95 vs. Philadelphia
135	Jerry Porter	11-28-04 at Denver
134	Todd Christensen	10-28-85 vs. San Diego
134	Mike Dyal	12-3-89 vs. Denver
134	Mervyn Fernandez	9-23-90 vs. Pittsburgh
133	Art Powell	9-18-66 vs. Kansas City
133	Warren Wells	11-24-68 at Cincinnati
133	Tim Brown	9-9-01 at Kansas City
133	Jerry Rice	10-13-02 at San Diego
133	Ronald Curry	9-9-07 vs. Detroit
132	Art Powell	12-8-63 vs. San Diego
132	Fred Biletnikoff	9-20-69 vs. Miami
132	Cliff Branch	9-23-75 vs. Baltimore
132	James Lofton	12-6-87 vs. Buffalo
132	Tim Brown	11-20-94 vs. New Orleans
131	Dokie Williams	9-8-85 vs. N.Y. Jets
131	Willie Gault	9-10-89 vs. San Diego
131	Jerry Rice	11-18-01 vs. San Diego
130	James Lofton	9-18-88 vs. L.A. Rams
130	Mervyn Fernandez	10-7-90 at Buffalo
130	Tim Brown	10-23-94 vs. Atlanta
130	Randy Moss	9-8-05 at New England
129	Randy Moss	10-22-06 vs. Arizona

129	Hewritt Dixon	10-16-66 at Kansas City
129	Malcolm Barnwell	9-16-84 at Kansas City
128	Fred Biletnikoff	10-31-71 vs. Kansas City
128	Bob Chandler	12-21-81 at San Diego
128	Cliff Branch	12-18-82 vs. L.A. Rams
128	James Lofton	11-8-87 at Minnesota
128	Louis Murphy	12-6-09 at Pittsburgh
127	Art Powell	12-15-63 vs. Denver
127	Warren Wells	9-27-70 at San Diego
127	Tim Brown	12-24-95 vs. Denver
127	Tim Brown	9-13-98 vs. N.Y. Giants
127	Randy Moss	9-18-05 vs. Kansas City
126	Cliff Branch	12-3-79 at New Orleans
126	Tim Brown	11-4-96 vs. Denver
125	Warren Wells	11-3-68 vs. Kansas City
125	Cliff Branch	11-17-74 vs. San Diego
125	Cliff Branch	11-23-80 at Philadelphia
125	Mervyn Fernandez	12-24-89 at N.Y. Giants
125	Raghib Ismail	10-22-95 vs. Indianapolis
125	Tim Brown	11-30-97 vs. Miami
124	Cliff Branch	10-13-74 at San Diego
124	Dave Casper	9-12-76 vs. Pittsburgh
124	Todd Christensen	10-25-87 vs. Seattle
124	Mervyn Fernandez	9-24-89 at Denver
123	Charles Hardy	12-4-60 vs. L.A. Chargers
123	Cliff Branch	10-20-80 at Pittsburgh
123	Ethan Horton	11-17-91 vs. Seattle
123	Randy Moss	10-2-05 vs. Dallas
123	Jerry Porter	10-30-05 at Tennessee
122	Derrick Ramsey	11-21-81 vs. San Diego
122	Dokie Williams	12-2-84 at Miami
122	Steve Smith	9-26-88 at Denver
122	Tim Brown	1-2-00 at Kansas City
122	Tim Brown	11-13-00 at Denver
122	Zach Miller	10-3-10 vs. Houston
121	Art Powell	10-16-64 at Boston
121	Fred Biletnikoff	11-24-74 vs. Denver
121	Tim Brown	9-26-99 vs. Chicago
120	Todd Christensen	9-24-84 vs. San Diego
120	Tim Brown	9-22-96 vs. San Diego
120	Ronald Curry	11-18-07 at Minnesota
119	Fred Biletnikoff	10-4-69 at Miami
119	Mervyn Fernandez	12-10-89 vs. Phoenix
119	Louis Murphy	9-26-10 at Arizona
118	Fred Biletnikoff	10-24-65 vs. Boston
118	Warren Wells	10-27-68 vs. Cincinnati
118	Jerry Rice	9-28-03 vs. San Diego
117	James Jett	11-28-93 at Cincinnati
117	Willie Gault	12-22-90 at Minnesota
117	Tim Brown	11-14-99 vs. San Diego
117	Andre Rison	11-13-00 at Denver
117	Tim Brown	11-25-01 at N.Y. Giants
117	Jerry Porter	10-6-02 at Buffalo
116	Tim Brown	10-18-93 at Denver
116	Tony Teresa	9-11-60 vs. Houston
116	Art Powell	12-12-65 vs. N.Y. Jets
116	Art Powell	11-24-66 vs. Buffalo
116	Fred Biletnikoff	10-22-73 at Denver
116	Mike Siani	10-22-73 at Denver
116	Todd Christensen	9-12-85 at Kansas City
116	Rickey Dudley	11-9-97 vs. New Orleans
116	James Jett	9-20-98 vs. Denver
116	Randy Moss	12-31-05 vs. N.Y. Giants
115	Bo Roberson	10-16-64 at Boston
115	Fred Biletnikoff	11-22-70 vs. San Diego
115	Cliff Branch	11-13-77 vs. Houston
114	Billy Cannon	9-17-67 vs. Boston
114	Todd Christensen	11-13-83 vs. Denver
114	Fred Biletnikoff	11-5-72 at Kansas City
114	Tim Brown	11-28-88 at Seattle
114	Sam Graddy	9-20-92 vs. Cleveland
114	Tim Brown	10-7-01 vs. Dallas
113	Warren Wells	12-15-68 at San Diego
113	Fred Biletnikoff	9-20-70 at Cincinnati
113	Fred Biletnikoff	11-23-75 at Washington
113	Dokie Williams	11-16-86 vs. Cleveland
113	James Lofton	10-9-88 vs. Miami
113	Mervyn Fernandez	12-18-88 vs. Seattle
113	Tim Brown	10-31-99 vs. Miami
113	Jerry Rice	12-8-02 at San Diego
113	Jerry Porter	10-24-04 vs. New Orleans
112	Clem Daniels	10-30-66 at Boston
112	Cliff Branch	12-6-76 vs. Cincinnati
112	Dave Casper	11-5-78 at Kansas City
112	Calvin Muhammad	10-2-83 at Washington

112	Todd Christensen	11-10-85 at San Diego
112	James Lofton	12-13-87 at Kansas City
112	James Jett	10-13-96 vs. Detroit
112	Charlie Garner	9-7-03 at Tennessee
112	Mike Siani	9-17-72 at Pittsburgh
111	Mike Siani	9-16-73 at Minnesota
111	Cliff Branch	12-12-82 at Kansas City
111	Mervyn Fernandez	10-1-89 vs. Seattle
110	Billy Cannon	10-10-64 at N.Y. Jets
110	Fred Biletnikoff	12-7-67 vs. N.Y. Jets
110	Fred Biletnikoff	11-9-69 vs. Denver
110	Raymond Chester	10-19-70 vs. Washington
110	Cliff Branch	11-28-76 vs. Tampa Bay
110	Jerry Rice	11-24-02 at Arizona
110	Tim Brown	9-28-03 vs. San Diego
110	Ronald Curry	11-28-04 at Denver
110	Zach Miller	12-27-09 at Cleveland
109	Hewritt Dixon	11-25-64 vs. Denver
109	Clem Daniels	11-7-65 at Houston
109	Art Powell	10-23-66 at N.Y. Jets
109	Billy Cannon	11-20-66 at Denver
109	Art Powell	12-11-66 vs. Denver
109	Fred Biletnikoff	10-22-67 at Boston
109	Fred Biletnikoff	11-17-68 vs. N.Y. Jets
109	Fred Biletnikoff	11-26-70 at Detroit
109	Cliff Branch	9-16-79 at Seattle
109	Todd Christensen	12-1-85 at Atlanta
109	Tim Brown	12-26-99 at San Diego
108	Cliff Branch	11-3-74 at Denver
108	Mark van Eeghen	10-21-79 at N.Y. Jets
108	Willie Gault	12-18-88 vs. Seattle
108	Jerry Rice	12-30-01 at Denver
108	Jacoby Ford	11-28-10 vs. Miami
107	Bo Roberson	11-11-62 vs. Houston
107	Fred Biletnikoff	10-6-68 vs. Boston
107	Raymond Chester	10-25-70 vs. Pittsburgh
107	Morris Bradshaw	9-10-78 at San Diego
107	Dokie Williams	11-9-86 at Dallas
107	Mervyn Fernandez	10-28-91 at Kansas City
107	Tim Brown	12-18-94 at Seattle
107	Tim Brown	10-26-97 at Seattle
106	Warren Wells	9-21-68 at Miami
106	Tim Brown	12-8-91 vs. Buffalo
106	Rickey Dudley	9-28-97 vs. St. Louis
106	James Jett	12-20-98 at San Diego
106	Ronald Curry	12-23-06 vs. Kansas City
105	Jack Larscheid	9-11-60 vs. Houston
105	Warren Wells	11-16-69 vs. San Diego
105	Fred Biletnikoff	11-17-73 vs. Pittsburgh
105	Todd Christensen	9-28-86 vs. San Diego
105	Rickey Dudley	12-8-98 at Baltimore
105	Darrius Heyward-Bey	10-31-10 vs. Seattle
104	Alexander Wright	12-19-93 vs. Tampa Bay
104	Art Powell	9-2-66 at Miami
104	Dave Casper	10-10-76 at San Diego
104	Marcus Allen	10-30-83 vs. Seattle
104	Todd Christensen	12-21-86 vs. Indianapolis
104	Mervyn Fernandez	10-2-88 vs. Cincinnati
104	Tim Brown	9-13-92 at Cincinnati
104	Tim Brown	12-6-98 vs. Miami
104	Doug Jolley	12-8-02 at San Diego
103	Cliff Branch	10-31-76 vs. Denver
103	Sam Graddy	9-9-91 at Houston
103	Jerry Rice	11-11-02 at Denver
102	Warren Wells	12-7-69 vs. Cincinnati
102	Cliff Branch	11-10-74 vs. Detroit
102	Marcus Allen	9-7-86 at Denver
102	Willie Gault	10-2-88 vs. Cincinnati
102	Mervyn Fernandez	11-19-89 at Houston
102	Tim Brown	12-17-95 at Seattle
101	Clem Daniels	10-29-67 vs. San Diego
101	Warren Wells	10-19-69 vs. Buffalo
101	Dave Casper	10-3-77 at Kansas City
101	Willie Gault	12-10-90 at Detroit
101	Doug Gabriel	10-23-05 vs. Buffalo
100	Dave Casper	9-10-78 at San Diego
100	Napoleon Kaufman	10-5-97 vs. San Diego
100	Courtney Anderson	9-25-05 at Philadelphia
100	Doug Gabriel	12-31-05 vs. N.Y. Giants

#### 100-YARD RECEIVING GAMES

Gms.	Name	Yrs. Played
43	Tim Brown	1988-03
22	Cliff Branch	1972-85
21	Fred Biletnikoff	1965-78

17	Art Powell	1963-66	344	Daryle Lamonica	9-21-68 at Miami
14	Todd Christensen	1979-88	344	Daunte Culpepper	11-18-07 at Minnesota
13	Warren Wells	1967-70	343	Ken Stabler	9-16-79 at Seattle
11	Mervyn Fernandez	1987-92	343	Kerry Collins	12-5-04 vs. Kansas City
9	Jerry Rice	2001-04	342	Ken Stabler	9-12-76 vs. Pittsburgh
6	Willie Gault	1988-93	342	Ken Stabler	12-16-79 vs. Seattle
6	Dave Casper	1974-80,1984	342	Rich Gannon	9-9-01 at Kansas City
6	James Jett	1993-02	342	Rich Gannon	12-2-02 vs. N.Y. Jets
6	Jerry Porter	2000-06	340	Rich Gannon	11-24-02 at Arizona
5	Dokie Williams	1983-87	339	Ken Stabler	10-10-76 at San Diego
5	James Lofton	1987-88	339	Marc Wilson	12-13-87 at Kansas City
5	Randy Moss	2005-06	339	Kerry Collins	11-28-04 at Denver
5	Ronald Curry	2002-08	338	Jeff Hostetler	9-18-94 at Denver
4	Clem Daniels	1961-67	337	Cotton Davidson	10-16-64 vs. Boston
3	Billy Cannon	1964-69	337	Marc Wilson	12-6-87 vs. Buffalo
3	Mike Siani	1972-77	336	Daryle Lamonica	12-17-67 vs. N.Y. Jets
3	Marcus Allen	1982-92	335	Vince Evans	10-22-95 vs. Indianapolis
3	Rickey Dudley	1996-00	334	Rich Gannon	10-27-02 at Kansas City
3	Zach Miller	2007-10	333	Daryle Lamonica	11-30-69 at N.Y. Jets
2	Raymond Chester	1970-72,1978-81	333	Jeff Hostetler	10-8-95 vs. Seattle
2	Hewritt Dixon	1966-70	333	Charlie Frye	12-27-09 at Cleveland
2	Bo Roberson	1962-65	332	Rich Gannon	10-21-84 at San Diego
2	Sam Graddy	1989-92	332	Rich Gannon	10-13-02 at St. Louis
2	Doug Gabriel	2003-06	331	Kerry Collins	12-31-05 vs. N.Y. Giants
2	Louis Murphy	2009-10	328	Rich Gannon	12-8-02 at San Diego
2	Jacoby Ford	2010	324	Jay Schroeder	10-2-88 vs. Cincinnati
1	Morris Bradshaw	1974-81	324	Rich Gannon	1-2-00 at Kansas City
1	Bob Chandler	1980-82	324	Jason Campbell	12-12-10 at Jacksonville
1	Dick Dorsey	1962	322	Jim Plunkett	12-18-83 vs. San Diego
1	Charles Hardy	1960-62	321	Jim Plunkett	11-28-82 at Cincinnati
1	Jack Larscheid	1960-61	319	Jeff Hostetler	12-5-94 at San Diego
1	Derrick Ramsey	1978-82	318	Jim Plunkett	12-18-82 vs. L.A. Rams
1	Tony Teresa	1960	318	Marc Wilson	10-23-83 at Dallas
1	Mark van Eeghen	1974-81	317	Dan Pastorini	9-7-80 at Kansas City
1	Calvin Muhammad	1982-83	316	Daryle Lamonica	10-29-67 vs. San Diego
1	Malcolm Barnwell	1981-84	315	Cotton Davidson	9-15-63 vs. Buffalo
1	Jessie Hester	1985-87	314	Marc Wilson	9-28-86 vs. San Diego
1	Rod Barksdale	1986	313	Daryle Lamonica	10-19-69 vs. Buffalo
1	Steve Smith	1987-93	313	Ken Stabler	10-22-73 at Denver
1	Mike Dyal	1989-90	313	Jim Plunkett	9-16-84 at Kansas City
1	Ethan Horton	1987, 1989-93	313	Rich Gannon	12-30-01 at Denver
1	Alexander Wright	1992-94	313	Josh McCown	9-9-07 vs. Detroit
1	Daryl Hobbs	1993-95	311	Daryle Lamonica	11-17-68 vs. N.Y. Jets
1	Raghib Ismail	1993-95	311	Rich Gannon	11-18-01 vs. San Diego
1	Napoleon Kaufman	1995-00	310	Jeff Hostetler	1-2-94 vs. Denver
1	Andre Rison	2000	310	Jeff Hostetler	11-20-94 vs. New Orleans
1	Doug Jolley	2002-03	310	Rich Gannon	10-8-00 at San Francisco
1	Charlie Garner	2001-03	310	Kerry Collins	11-13-05 vs. Denver
1	Courtney Anderson	2004-06	310	Jason Campbell	10-31-10 vs. Seattle
1	Darius Heyward-Bey	2009-10	309	Marc Wilson	10-7-84 vs. Seattle
251	By 53 Receivers		308	Bruce Gradkowski	12-6-09 at Pittsburgh
			307	Ken Stabler	9-10-78 at San Diego
			305	Rich Gannon	9-12-04 at Pittsburgh
			304	Ken Stabler	10-28-73 at Baltimore
			304	Jeff George	11-2-97 at Carolina
			303	Jim Plunkett	12-12-82 at Kansas City
			303	Jim Plunkett	9-12-85 at Kansas City
			303	Jeff George	9-13-98 vs. N.Y. Giants
			302	Rich Gannon	12-2-01 vs. Arizona
			301	Tom Flores	10-16-66 at Kansas City

### 300 YARDS PASSING

Yds.	Name	Game
424	Jeff Hostetler	10-31-93 vs. San Diego
419	Cotton Davidson	10-25-64 vs. Denver
407	Tom Flores	12-22-63 vs. Houston
403	Rich Gannon	9-15-02 at Pittsburgh
395	Todd Marinovich	9-20-92 vs. Cleveland
382	Rich Gannon	11-13-00 at Denver
381	Rich Gannon	9-29-02 vs. Tennessee
380	Jay Schroeder	9-13-92 at Cincinnati
375	Steve Beuerlein	9-18-88 vs. L.A. Rams
374	Jeff George	9-21-97 vs. N.Y. Jets
372	Jim Plunkett	10-2-83 at Washington
371	Kerry Collins	12-19-04 vs. Tennessee
368	Daryle Lamonica	10-27-68 at Cincinnati
367	Marc Wilson	11-2-86 vs. Denver
366	Jim Plunkett	11-30-86 vs. Philadelphia
364	Daryle Lamonica	10-11-70 vs. Denver
363	Jim Plunkett	9-24-84 vs. San Diego
360	Ken Stabler	10-21-79 at N.Y. Jets
361	Rich Gannon	10-20-02 vs. San Diego
358	Cotton Davidson	11-22-64 vs. N.Y. Jets
357	Rich Gannon	10-6-02 at Buffalo
354	Daryle Lamonica	12-8-68 vs. Denver
354	Jay Schroeder	12-18-88 vs. Seattle
352	Rich Gannon	10-24-99 vs. N.Y. Jets
352	Rich Gannon	11-11-02 at Denver
350	Kerry Collins	10-24-04 vs. New Orleans
349	Daryle Lamonica	12-3-67 at San Diego
348	Jim Plunkett	11-20-86 at San Diego
348	Rich Gannon	9-28-03 vs. San Diego
346	Marc Wilson	9-7-86 at Denver
345	Kerry Collins	9-25-05 at Philadelphia

### 300-YARD PASSING GAMES

Gms.	Name	Yrs. Played
20	Rich Gannon	1999-04
10	Daryle Lamonica	1967-74
10	Jim Plunkett	1978-86
8	Ken Stabler	1970-79
8	Marc Wilson	1980-87
7	Kerry Collins	2004-05
6	Jeff Hostetler	1993-95
4	Cotton Davidson	1962-69
3	Jay Schroeder	1988-92
3	Jeff George	1997-98
2	Tom Flores	1960-66
2	Jason Campbell	2010
1	Dan Pastorini	1980
1	Steve Beuerlein	1988-90
1	Todd Marinovich	1991-92
1	Vince Evans	1987-95
1	Daunte Culpepper	2007
1	Josh McCown	2007
1	Bruce Gradkowski	2009
1	Charlie Frye	2009
91	By 20 Passers	

# RAIDERS IN PROFESSIONAL FOOTBALL HALL OF FAME



## JIM OTTO

**C MIAMI (FLA.)**

**15 YEARS**

**JOINED RAIDERS: AFL DRAFT, 1959**

Inducted into Pro Football Hall of Fame on Aug. 2, 1980...The only All-League center the American Football League ever had (1960-69)... Chosen to Hall of Fame AFL All-Star Team of the Decade...Named the All-American Football Conference center for three more seasons, 1970-72...Started in 210 consecutive league games, most in Raiders history...Including preseason, postseason and all-star games, he played in 308 games as a Raider...Last of the original Raiders...Participated in nine AFL All-Star Games and in the first three AFC-NFC Pro Bowls...During his 15-year career, the Raiders won seven division championships and the AFL Championship in 1967...Twice winner of the Gorman Award (1968 and 1971) as "Player Who Best Exemplifies the Pride and Spirit of the Oakland Raiders"...Selected to AFL-NFL 25-year All-Star Team...Third AFL player inducted into Hall of Fame...Elected to the Hall of Fame in his first year of eligibility...Rejoined Raiders front office in special projects in 1995.




## GEORGE BLANDA

**QB-K KENTUCKY**

**26 YEARS**

**JOINED RAIDERS: TRADE, HOUSTON, 1967**

Inducted into Pro Football Hall of Fame on Aug. 1, 1981...The first player and one of only two in history to celebrate a Silver Anniversary in pro football, ending his NFL career in 1975 with an all-time high 26 seasons...Set an NFL record with 2,002 points...Completed 1,911 passes in career for 26,920 yards and threw for 236 touchdowns... Played in 224 straight games, 340 overall...Raiders all-time scoring leader with 863 points...Led NFL eight times in extra points scored in a season, including 64 in 1961...Missed only 16 of 959 extra point attempts in 26 years...Kicked 335 field goals, including nine of 50 yards or more...Named 1970 Player of the Year for quarterbacking and kicking feats...Winner of 1970 Gorman Award as "Player Who Best Exemplifies the Pride and Spirit of the Oakland Raiders"... Set Raider single-season scoring record with 117 points in 1968...Played in 11 championship games, seven with Raiders...Played on three AFL Championship teams, one with Oakland and two with Houston...Named to AFL-NFL 25-year All-Star Team...Chosen for the Hall of Fame in his first year of eligibility.



## WILLIE BROWN

**CB GRAMBLING**

**16 YEARS**

**JOINED RAIDERS: TRADE, DENVER, 1967**

Inducted into Pro Football Hall of Fame on July 28, 1984...Shares Raider all-time lead in interceptions with 39...All-Pro seven times, played in five AFL All-Star Games and four NFL Pro Bowls...Named to All-Time AFL team at cornerback in 1969...Played in three AFL and six AFC Championship Games with Raiders, plus Super Bowls II and XI...Set Super Bowl record with 75-yard interception return for touchdown against Minnesota in Super Bowl XI...Had two other postseason interception returns for touchdowns — against Miami in 1970 and Pittsburgh in 1973...Intercepted at least one pass for a



then-NFL record 16 straight seasons...Intercepted 54 passes in career, with 472 return yards, two touchdowns in league play...Tied NFL record with four interceptions against N.Y. Jets on Nov. 15, 1964...Played in 205 games...MVP in 1965 AFL All-Star Game...Winner of 1968 Gorman Award as "Player Who Best Exemplifies the Pride and Spirit of the Oakland Raiders"... Raiders defensive captain for 10 years...Selected to AFL-NFL 25-year All-Star Team...Chosen to the Hall of Fame in first year of eligibility...Originally signed as free agent by Houston Oilers, played four seasons with Denver Broncos...Served as Raiders defensive backfield coach from 1979-88...Head football coach at Long Beach State in 1991 and at L.A. Jordan High School in 1994...Inducted to Louisiana Sports Hall of Fame in 1992 and into Mississippi Sports Hall of Fame in 1994...Rejoined Raiders in 1995 as director of squad development and returned to on-field coaching, tutoring Raider cornerbacks until retiring as a position coach...Still serves the Silver and Black in a squad development capacity.

## **GENE UPSHAW**

**G TEXAS A&I 15 YEARS**

**JOINED RAIDERS: 1ST ROUND DRAFT CHOICE, 1967**

Inducted into Pro Football Hall of Fame on Aug. 8, 1987...All-Pro or All-Conference eight times, played in six Pro Bowls and one AFL All-Star Game...Games played (217) is second-most in team history... Missed only one league game in career...207 consecutive league games and starts are both second on Raider list...First player in NFL history to participate in Super Bowls in three different decades (after 1967, 1976 and 1980 seasons)...Holds Raider all-time record with 24 playoff game starts...Offensive team captain for nine years (1973-81)...Only second guard inducted into Pro Football Hall of Fame... During 15-year active pro career, the Raiders made 11 playoff appearances, won eight division titles, one AFL Championship, two AFC titles and two World Championships of Professional Football...Named to AFL-NFL 25-year All-Star, NFL 75th Anniversary All-Time and All-Monday Night Teams...Chosen to the Hall of Fame in first year of eligibility...Served as executive director of NFL Players Association from 1983 until his passing in 2008.




## **FRED BILETNIKOFF**

**WR FLORIDA STATE 14 YEARS**

**JOINED RAIDERS: 2ND ROUND DRAFT CHOICE, 1965**


Inducted into Pro Football Hall of Fame on July 30, 1988...No. 2 all-time in history of Silver and Black with 589 career catches...Ranked fourth on the NFL all-time receiving list at time of retirement...Also No. 2 among all-time Raiders in receiving yards (8,974) and receiving touchdowns (76)...Also caught 70 passes for 1,167 yards and 10 touchdowns in postseason games, ranking second on all-time NFL list upon retirement...Played in three AFL title games, five AFC Championships and Super Bowls II and XI...MVP of Super Bowl XI with four catches for 79 yards...Held NFL record of 10 straight seasons with 40 or more receptions (1967-76)...Raiders leading receiver for six consecutive seasons (1968-73)...Led NFL in receiving with 61 catches in 1971, then led AFC in 1972 with 58...All-AFL in 1969, All-AFC in 1970, 1972 and 1973...Played in two AFL All-Star Games and four Pro Bowls...Played in 190 games in 14 seasons...Had 21, 100-yard receiving games...Had four, 100-yard receiving games in playoffs...Never played in a losing season with the Raiders... Originally selected in the second round of the 1965 AFL Draft after record-setting collegiate career at Florida State...Named to Walter Camp All-Century Team...Rejoined Raiders as wide receivers coach in 1989...Award in his name goes to nation's top collegiate wide receiver...Was Raiders wide receivers coach from 1989-94, handled quality control from 1995-96 and returned to coach receivers in 1997 until retiring from coaching following the 2006 season.



## ART SHELL

**T MARYLAND-EASTERN SHORE 15 YEARS**  
**JOINED RAIDERS: 3RD ROUND DRAFT CHOICE, 1968**


Inducted into Pro Football Hall of Fame on Aug. 5, 1989...All-American Football Conference selection six straight years from 1973-78...All-Pro in 1973, 1974 and 1977...Played in 207 league games, fourth-highest in history of Silver and Black...Selected to play in eight Pro Bowls, second-most of any Raider player, during career which spanned three decades...Played in 23 postseason contests, including eight AFL-AFC Championships and Raider victories in Super Bowls XI and XV...Credited with near-perfect performance in Raiders Super Bowl XI victory over Minnesota, limiting Vikings highly regarded defensive end Jim Marshall to no tackles, sacks or assists during 32-14 win...Played in first 156 games before missing five games due to preseason injury...Launched another streak of 51 straight games...Named to NFL All-Monday Night Team...Originally selected in third round of the 1968 AFL Draft after stellar career as a two-way lineman at Maryland-Eastern Shore...Raiders offensive line coach after retiring as a player in 1982 until 1988, when he became head coach of the Silver and Black...Served as head coach of the Raiders until 1994 and re-joined the Silver and Black as head coach in 2006...Also served as an NFL assistant coach with Kansas City and Atlanta and was the NFL's senior vice president for football operations and development.



## TED HENDRICKS

**LB MIAMI (FLA.) 15 YEARS**  
**JOINED RAIDERS: FREE AGENT, 1975**

Inducted into Pro Football Hall of Fame on Aug. 4, 1990...Played in every game during his 15 NFL seasons, including nine with Silver and Black...Played in 131 consecutive league games with Raiders, 215 in career, most by any linebacker in NFL history...Member of all three Raider teams that won the World Championship of Professional Football (1976, 1980 and 1983)...Intercepted 26 passes for 332 yards and one touchdown while recovering 16 opponents fumbles...Shares NFL record for most safeties in pro career with four...Also shares postseason NFL record for most opponent's fumbles recovered in career with four...Scored three touchdowns in career — on a fumble recovery, interception return and return of blocked punt...Named All-AFC seven times, All-NFC once and played in eight AFC-NFC Pro Bowls...Second round pick in the 1969 Draft by Baltimore Colts...Was a member of Baltimore's Super Bowl V Championship team...Played for Colts before being traded to Green Bay in 1974, then joined Raiders as free agent in 1975...Three-time All-America linebacker/defensive end at the University of Miami...Named to the NFL 75th Anniversary All-Time team in 1994.



## AL DAVIS

**SCOUT, ASSISTANT COACH, HEAD COACH, LEAGUE COMMISSIONER, OWNER**  
**JOINED RAIDERS: 1963**

Inducted into Pro Football Hall of Fame on Aug. 1, 1992...Went from assistant coach of the Los Angeles, now San Diego Chargers, to head coach and general manager of the Raiders, to commissioner of the American Football League and to principal owner and chief executive officer of the Raiders, transforming the failing franchise into pro football's winningest team...In first season in Oakland, team went 10-4 in 1963 with Davis being named Coach of the Year by AP, UPI, Sports Illustrated, The Sporting News and his fellow coaches...Became the first sports figure ever honored by the Chamber of Commerce as Oakland's Young Man of the Year...In 1966, became commissioner of the AFL at 36 and was acclaimed nationally as the driv-




ing force who brought on the historic merger between the NFL and AFL...He played a vital role in the development of the game as a participant in the prestigious NFL Competition Committee and the NFL Owners Executive Committee...Has been chosen by a record nine Pro Football Hall of Fame inductees to present them at the Canton, Ohio ceremony — Lance Alworth, Jim Otto, George Blanda, Willie Brown, Gene Upshaw, Fred Biletnikoff, Art Shell, Ted Hendricks and John Madden...Became the first recipient of the NFL Players Association's Retired Players Award of Excellence "for his contributions to the men who played the game" in 1991...As a member of the Executive Committee of the NFL Management Council, Davis was a major factor in achieving a collective bargaining agreement with the players...Was offensive end coach of the Los Angeles Chargers from 1960-62, before being named Raiders head coach/general manager at age 33...He attended Wittenberg College and Syracuse, earning a degree in English while playing football, basketball and baseball in 1950...Named line coach at Adelphi College in New York...His innovative technical football articles, published in the leading coaching magazines, gained him wide acclaim...Went into the U.S. Army, being assigned as head football coach at Ft. Belvoir, Va....There he molded a national power service team and capped one season by defeating Maryland, national collegiate football champions, in a squad game...On the staff of the Baltimore Colts in 1954, at age 24, concentrating on player personnel...During 1955-56, served as line coach and chief recruiter at The Citadel...Then spent three years at USC as line coach and in 1959, was also defensive coordinator.

## MIKE HAYNES

**CB      ARIZONA STATE      14 YEARS**  
**JOINED RAIDERS: TRADE, NEW ENGLAND, 1983**

Inducted into Pro Football Hall of Fame on July 26, 1997...Made nine Pro Bowl appearances in pro career...Credited with 46 career interceptions while playing with the Raiders and New England...Totaled 688 yards in interception returns and returned two interceptions for touchdowns in pro career...Tied for Raiders lead with three interceptions in 1988...Played in 43 consecutive games with Raiders before missing action in mid-season in 1986...Led league in return yards in 1984 with 220 yards on six interception returns, including single longest interception return of 97 yards at Miami...Had 13 career interceptions as a Raider...Joined Raiders in midseason 1983, played in final five league games plus three playoff wins...Had interception as Raiders downed Redskins in Super Bowl XVIII...Came to Raiders in trade with New England...Played out option with Patriots in 1982, completing seven seasons with New England...Made 58 consecutive starts with Patriots from 1976-79...Patriots top interceptor from 1976-78...New England's all-time punt return leader with 1,159 yards on 111 returns, a 10.4-yard average...Had two punt return touchdowns as a rookie in 1976, with runs of 89 and 62 yards...Also blocked and returned a field goal attempt for a 65-yard touchdown in 1980...Fifth player and first defensive back taken in 1976 Draft by New England...AFC Rookie of Year...All-Pro in 1978, 1982, 1984 and 1985 and All-Conference eight times...Named to NFL All-Time Team...All-America defensive back as junior and senior at Arizona State...Named MVP in 1976 Japan Bowl and 1973 Fiesta Bowl...Two-year letterman in track, winning conference long jump title one year and runner-up the other...Served as the NFL's vice president of player and employee development.



# ERIC DICKERSON

**RB SOUTHERN METHODIST 14 YEARS**  
**JOINED RAIDERS: TRADE, INDIANAPOLIS, 1992**


Inducted into Pro Football Hall of Fame on Aug. 7, 1999...Played 11 NFL seasons and made six Pro Bowl appearances in pro career...Began NFL career as first round pick, second selection overall, by L.A. Rams in 1983...Also played for Indianapolis Colts (1987-91), Raiders (1992) and Atlanta Falcons (1993)...Led Raiders in rushing in 1992 with 729 yards...Played 11 seasons, 146 games...All-America, one of the best college runners in NCAA history...Rushed for 4,450 yards in four seasons at SMU...Holds NFL rookie season records for most rushing attempts — 390; most yards rushing — 1,808; most touchdowns rushing — 18...Set NFL records for rushing yards in a season — 2,105; 100-yard rushing performances — 12; and combined yards from scrimmage — 2,244 in 1984...Retired from NFL ranked third in career rushing yardage — 13,259...Gained a playoff-record 248 yards rushing in 1985 NFC Divisional Playoff Game...In 1987, traded from Rams to Colts in blockbuster deal that also involved the Bills...Recorded a then-record seven consecutive seasons with 1,000 yards rushing...Named NFL Player of the Year, 1984; NFL Offensive Player of the Year, 1986...All-Pro 1983, 1984, 1986, 1987 and 1988...All-NFC 1983, 1984 and 1986...All-AFC 1987 and 1988...Born in Sealy, Texas.



# HOWIE LONG

**DE-DT VILLANOVA 13 YEARS**  
**JOINED RAIDERS: 2ND ROUND DRAFT CHOICE, 1981**


Inducted into Pro Football Hall of Fame on July 29, 2000...Played 13 NFL seasons, all with the Raiders, and made eight Pro Bowl appearances in pro career...Moved into starting role with the Raiders beginning in the fifth game of the strike-shortened 1982 season...Just the second Raider defensive lineman to make a Pro Bowl...First or second team All-Pro choice in 1983, 1984, 1985, 1986 and 1989...Was also named All-AFC four times...In 1985, posted 10 sacks, with at least one in eight games and was selected as Raider Lineman's Club Defensive Lineman of the Year by his teammates...Although he missed much of the 1988 season due to injury, he still managed to record three sacks and intercept the first pass of his career, which he returned 73 yards in a game against Houston...Member of the NFL's All-Decade Team of the 1980s, recorded 84 career sacks, not including 7.5 sacks in 1981 before the sack was an official NFL stat...Raiders second round pick in 1981 NFL Draft and the 48th player selected overall...Four-year letterman at Villanova and MVP in the 1980 Blue-Gray Game...Has served as a studio host for NFL pregame show on FOX.



# RONNIE LOTT

**DB SOUTHERN CALIFORNIA 14 YEARS**  
**JOINED RAIDERS: FREE AGENT, 1991**

Inducted into Pro Football Hall of Fame on July 29, 2000...Played 14 NFL seasons — including two with the Raiders — and made 10 Pro Bowl appearances in pro career at three positions — cornerback, free safety and strong safety...Named All-Pro eight times, All-NFC six times and All-AFC once, selected to play in 10 Pro Bowls and was named to the NFL's 75th Anniversary Team...In his first NFL season, led a young secondary that helped the 49ers win Super Bowl XVI...Became the second rookie in NFL history to return three interceptions for touchdowns and finished second to Lawrence Taylor for Rookie of the Year honors...Used at both left and right cornerback positions and as a free and strong safety during his 14-year career...In 1986, played 14 games at the free safety position before an injury sidelined him for the final two games of the season...Still led the league with a career-most



10 interceptions, recorded 77 tackles, three forced fumbles and two sacks...During his career with the 49ers (1981-90), Los Angeles Raiders (1991-92) and the New York Jets (1993-94), recorded 63 career interceptions and twice led the league...Surpassed the 1,000-career tackle mark in 1993 and had five seasons of at least 100 tackles...In his 10 seasons with the 49ers, San Francisco won eight NFC Western Division titles and four Super Bowls...In 20 playoff contests (all starts), he recorded nine interceptions, 89 tackles, one forced fumble, one fumble recovery and two touchdowns...San Francisco 49ers first round draft pick and the eighth player chosen overall in the 1981 NFL Draft following All-American college career at Southern California.

## **DAVE CASPER**

**TE                    NOTRE DAME                    11 YEARS**

**JOINED RAIDERS: 2ND ROUND DRAFT CHOICE, 1974**

Inducted into Pro Football Hall of Fame on Aug. 3, 2002...Played 11 seasons in the NFL, seven-and-a-half with the Raiders...During that time, named All-Pro and All-AFC four times and was selected to play in four Pro Bowls...Traded to the Houston Oilers for a first round and two second round draft picks midway through 1980 season, finished the season with 56 receptions and was named to his fifth Pro Bowl... In 1984, after a brief stint with the Minnesota Vikings, returned to the Raiders, finishing his career with 378 receptions for 5,216 yards and 52 touchdowns...Outstanding play contributed to Raiders success and a 32-14 victory over Vikings in Super Bowl XI...Outstanding blocker as well as receiver... Caught the game-winning 10-yard touchdown pass in 1977 double-overtime AFC playoff game...His infamous "Ghost to the Post," in reference to his 42-yard reception, set up the tying field goal at the end of regulation...All-America as an offensive tackle in 1972 and an All-America tight end in 1973 at Notre Dame...Second round pick by the Raiders in the 1974 NFL Draft.



## **MARCUS ALLEN**

**RB                    SOUTHERN CALIFORNIA                    16 YEARS**

**JOINED RAIDERS: 1ST ROUND DRAFT CHOICE, 1982**


Inducted into Pro Football Hall of Fame on Aug. 3, 2003...The 10th player selected in the 1982 NFL Draft...Played 16 NFL seasons, including 11 with the Los Angeles Raiders...Gained 12,243 yards rushing, 5,411 yards receiving and scored 145 touchdowns...1981 Heisman Trophy winner while at Southern California and NFL Rookie of the Year in 1982...During his 11 seasons with the Raiders, named to the Pro Bowl five times and added a sixth appearance in 1994 as a member of the Kansas City Chiefs...Was the Raiders leading rusher seven consecutive years...Led the Raiders in receptions with 51 in 1987...Named MVP in Super Bowl XVIII when the Raiders defeated the Washington Redskins 38-9 after rushing for 191 yards and scoring two touchdowns, one a then-Super Bowl record 74-yarder...In 1985, named NFL MVP after leading the league with 1,759 rushing yards on 380 carries for a 4.6 yards per carry average and 11 touchdowns...Also caught 67 passes for 555 yards and scored an additional three touchdowns...In 1995, made NFL history when he became the first player in league history to rush for more than 10,000 yards and catch passes for 5,000 more...Completed 12 of 27 passes for 282 yards and six touchdowns during his career...In 15 career playoff games, carried the ball 267 times for 1,347 yards and 11 touchdowns, averaging 5.0 yards per carry...Also added 52 catches for 522 yards and two receiving touchdowns... At the time of his retirement following the 1997 season, held the single-season record for most rushing and receiving yards combined (2,314), second in consecutive 100-yard games and was third in career-combined yardage.



# JAMES LOFTON

**WR STANFORD 16 YEARS**  
**JOINED RAIDERS: TRADE, GREEN BAY, 1987**

Inducted into Pro Football Hall of Fame on Aug. 3, 2003...Traded to the Raiders in 1987 and played two seasons for the Silver and Black...Later spent four seasons with the Buffalo Bills and also played for the L.A. Rams and Philadelphia Eagles in final NFL season...Entered NFL as No. 1 draft pick of Green Bay in 1978 and spent eight seasons with Packers...In 16 seasons, caught 764 passes for 14,004 yards — an 18.3-yard average per catch...Recorded more than 50 catches in a season nine times...His 14,004 career reception yardage mark was an NFL-best at the time of his retirement, while his 43 games with 100 or more yards receiving ranked third...First NFL player to score a touchdown in 1970s, 1980s and 1990s...Named All-Pro four times, All-NFC three times and selected to play in eight Pro Bowls...In 1991, at age 35, became the oldest player in league history to record 1,000 receiving yards in a season and recorded a career-best 220 receiving yards in a game against the Cincinnati Bengals...In 13 playoff game appearances, caught 41 passes for 759 yards and eight touchdowns, including a seven-reception game in Super Bowl XXVI...In three of those playoff games, recorded 100-yard plus performances...Won NCAA long jump title as a senior at Stanford...Coached Raiders wide receivers in 2008 after serving in same capacity for San Diego.



# BOB BROWN

**T NEBRASKA 10 YEARS**  
**JOINED RAIDERS: TRADE, L.A. RAMS, 1971**

Inducted into Pro Football Hall of Fame on Aug. 8, 2004...Played 10 pro seasons, his final three with the Raiders...First round draft pick (second overall) in the 1964 Draft by the Philadelphia Eagles...Named first team All-NFL seven times...Earned NFL/NFC Offensive Lineman of the Year honors three times...Elected to six Pro Bowls — three with Eagles, two with Rams and one with Raiders...Named to the NFL's All-Decade Team of the 1960s...All-NFL seven of his 10 seasons with the Philadelphia Eagles (1964-68), L.A. Rams (1969-70) and Oakland Raiders (1971-73)...Two of the three years he did not make the All-NFL team, he was named second team All-NFL...In 1969, after five consecutive all-league seasons with the Eagles, was traded to Los Angeles and that year the Rams offensive line set an NFL record for protecting the passer...Voted college football's Lineman of the Year in 1963 by the Washington, D.C. Touchdown Club...All-America guard at Nebraska, was also drafted in the first round in 1964 by the Denver Broncos of the then-rival American Football League.



# JOHN MADDEN

**HEAD COACH/ASSISTANT COACH CAL POLY**  
**JOINED RAIDERS: 1967**

Inducted into Pro Football Hall of Fame on Aug. 5, 2006...Assistant coach with Allan Hancock College, 1960-61; head coach with Allan Hancock College, 1962-63; assistant coach with San Diego State, 1964-66; assistant coach with The Oakland Raiders, 1967-68; head coach with the Raiders, 1969-78...Regular season record: 103-32-7...Postseason record: 9-7...Overall record: 112-39-7...His .759 winning percentage during regular season ranks highest among coaches with 100 career victories...One of the youngest head coaches in history when Raiders hired him in 1969 at age 32...AFL Coach of the Year, 1969...Under Madden, Oakland never suffered losing record...Led Raiders to Super Bowl XI...Team won 17 straight games between 1976-77 seasons, one short of NFL record at the time...A leading pro football analyst for NBC after also holding the same position for ABC's "Monday Night Football," Fox and CBS...Retired from broadcasting following the 2008 season.



# ROD WOODSON

**DB PURDUE 17 YEARS**

**JOINED RAIDERS: FREE AGENT, 2002**

Inducted into Pro Football Hall of Fame on Aug. 8, 2009...Finished career with the Raiders from 2002-03, leading Oakland to the AFC title and appearance in Super Bowl XXXVII...Played in 238 games with 229 starts in 17 seasons with Pittsburgh, San Francisco, Baltimore and Oakland...Had 71 interceptions for an NFL-record 1,483 career return yards...Also collected 2,362 yards on punt returns...Scored 17 career touchdowns...Holds NFL record with 12 interception returns for touchdowns...A six-time first team All-Pro choice (1989, 1990, 1992, 1993, 1994 and 2002)...

One of five active players named to the NFL's 75th Anniversary Team in 1994...Named to the NFL All-Decade Team for the 1990s...Named NFL Defensive Player of the Year in 1993...Earned All-Pro honors as a cornerback, kick returner and safety...Selected to play in 11 Pro Bowls...Played in three Super Bowls with three different teams, including Super Bowl XXX with the Steelers, Super Bowl XXXV with the Ravens and Super Bowl XXXVII with the Raiders...An All-American cornerback at Purdue...The 10th overall pick by the Pittsburgh Steelers in the 1987 NFL Draft...Returned to Raiders as an assistant coach in 2011, tutoring defensive backs.



# JERRY RICE

**WR MISSISSIPPI VALLEY STATE 20 YEARS**

**JOINED RAIDERS: FREE AGENT, 2001**

Inducted into Pro Football Hall of Fame on Aug. 7, 2010...Played 20 NFL seasons, including four with the Oakland Raiders...Retired from professional football holding nearly every NFL career receiving record...Selected to play in 13 Pro Bowls...Named first team All-Pro 10 times...Played with the Raiders from 2001-04, helping lead Oakland to two play-off berths, an AFC title and an appearance in Super Bowl XXXVII...Played in 303 games with 284 starts in 20 seasons with San Francisco, Oakland and Seattle...Owner of 38 NFL career records at the time of his retirement...

Set the all-time record for receptions (1,549), receiving yards (22,895), touchdown receptions (197), yards from scrimmage (23,540), all-purpose yards (23,546), combined rushing and receiving touchdowns (207) and total touchdowns (208)...Set single-season NFL records in receiving yards (1,848) and touchdown receptions (22)...Also set NFL marks with at least 50 receptions in 17 seasons, 1,000 receiving yards in 14 seasons, 76 games with at least 100 receiving yards, 13 consecutive games with at least one touchdown reception and 274 consecutive games with a reception...Played on three Super Bowl-winning teams as a member of the San Francisco 49ers...Named MVP of Super Bowl XXIII...Established career Super Bowl records in receptions (33), receiving yards (589), all-purpose yards (604) and touchdown receptions (eight)...Also set single-game Super Bowl records in receptions (11), receiving yards (215) and touchdowns (three, twice)...Played in an NFL-record 29 playoff games with the 49ers, Raiders and Seahawks...Set NFL postseason records in receptions (151), receiving touchdowns (22), receiving yards (2,245), eight games with at least 100 receiving yards and 28 consecutive playoff games with at least one reception...Named AP Offensive Player of the Year in 1987 and 1993...Tabbed for PFWA MVP honors in 1987...The MVP of the 1995 Pro Bowl...Garnered 1985 UPI NFC Rookie of the Year honors...Named to the NFL's 75th Anniversary Team in 1994...An All-American receiver at Mississippi Valley State...The 16th overall pick by the San Francisco 49ers in the 1985 NFL Draft.



# RAIDERS ALL-LEAGUE PERFORMERS

**1960**—Center Jim Otto

**1961**—Center Jim Otto

**1962**—Center Jim Otto, defensive back Fred Williamson.

**1963**—Center Jim Otto, wide receiver Art Powell, running back Clem Daniels, defensive back Fred Williamson.

**1964**—Center Jim Otto, wide receiver Art Powell.

**1965**—Center Jim Otto, wide receiver Art Powell, defensive back Dave Grayson.

**1966**—Center Jim Otto, guard Wayne Hawkins, defensive back Kent McCloughan.

**1967**—Center Jim Otto, guard Gene Upshaw, tackle Harry Schuh, tight end Billy Cannon, quarterback Daryle Lamonica, running back Hewritt Dixon, defensive end Ben Davidson, defensive tackle Tom Keating, linebacker Dan Conners, defensive back Kent McCloughan.

**1968**—Center Jim Otto, guard Gene Upshaw, running back Hewritt Dixon, defensive tackle Dan Birdwell, linebacker Dan Conners, defensive backs Willie Brown, Dave Grayson.

**1969**—Center Jim Otto, guard Gene Upshaw, tackle Harry Schuh, wide receivers Fred Biletnikoff, Warren Wells, quarterback Daryle Lamonica, defensive backs Willie Brown, Dave Grayson, linebacker Dan Conners, defensive tackle Tom Keating.

**1970**—**ALL PRO:** Center Jim Otto, guard Gene Upshaw, cornerback Willie Brown, wide receiver Fred Biletnikoff. **ALL CONFERENCE:** Otto, Upshaw, Brown, Biletnikoff, quarterback Daryle Lamonica, running back Hewritt Dixon, wide receiver Warren Wells, defensive tackle Tom Keating, tackle Harry Schuh.

**1971**—**ALL PRO:** Center Jim Otto, cornerback Willie Brown, tackle Bob Brown. **ALL CONFERENCE:** Otto, W. Brown, B. Brown, tight end Raymond Chester, guard Gene Upshaw, kick return specialist Clarence Davis.

**1972**—**ALL PRO:** Wide receiver Fred Biletnikoff, tackle Bob Brown, guard Gene Upshaw, cornerback Willie Brown. **ALL CONFERENCE:** Biletnikoff, B. Brown, Upshaw, W. Brown, center Jim Otto, tight end Raymond Chester.

**1973**—**ALL PRO:** Tackle Art Shell, cornerback Willie Brown, punter Ray Guy. **ALL CONFERENCE:** Shell, W. Brown, Guy, wide receiver Fred Biletnikoff, quarterback Ken Stabler.

**1974**—**ALL PRO:** Wide receiver Cliff Branch, tackle Art Shell, guard Gene Upshaw, quarterback Ken Stabler, punter Ray Guy. **ALL CONFERENCE:** Branch, Shell, Upshaw, Stabler, Guy, defensive tackle Otis Sistrunk, linebacker Phil Villapiano, safety Jack Tatum.

**1975**—**ALL PRO:** Wide receiver Cliff Branch, punter Ray Guy. **ALL CONFERENCE:** Branch, Guy, tackle Art Shell, linebacker Phil Villapiano, safety Jack Tatum.

**1976**—**ALL PRO:** Wide receiver Cliff Branch, tight end Dave Casper, punter Ray Guy. **ALL CONFERENCE:** Branch, Casper, Guy, linebacker Ted Hendricks, tackle Art Shell.

**1977**—**ALL PRO:** Wide receiver Cliff Branch, tight end Dave Casper, punter Ray Guy, tackle Art Shell, guard Gene Upshaw. **ALL CONFERENCE:** Casper, Branch, Guy, Shell, Upshaw, kicker Errol Mann, safety Jack Tatum.

**1978**—**ALL PRO:** Tight end Dave Casper, punter Ray Guy. **ALL CONFERENCE:** Casper, Guy, tackle Art Shell.

**1979**—**ALL PRO:** Tight ends Dave Casper, Ray Chester. **ALL CONFERENCE:** Casper, Chester.

**1980**—**ALL PRO:** Cornerback Lester Hayes, linebacker Ted Hendricks. **ALL CONFERENCE:** Hayes, Hendricks, punter Ray Guy.

**1981**—**ALL PRO:** Cornerback Lester Hayes. **ALL CONFERENCE:** Hayes, linebackers Ted Hendricks and Rod Martin.

**1982**—**ALL PRO:** Running back Marcus Allen, cornerback Lester Hayes, linebacker Ted Hendricks, linebacker Rod Martin. **ALL CONFERENCE:** Allen, Hayes, Hendricks, Martin.

**1983**—**ALL PRO:** Tight end Todd Christensen, defensive end Howie Long, linebacker Rod Martin. **ALL CONFERENCE:** Christensen, Long, Martin, cornerback Lester Hayes.

**1984**—**ALL PRO:** Tight end Todd Christensen, defensive end Howie Long, linebacker Rod Martin, cornerbacks Mike Haynes and Lester Hayes. **ALL CONFERENCE:** Long, Martin, Haynes, running back Marcus Allen, tackle Henry Lawrence.

**1985—ALL PRO:** Running back Marcus Allen, tight end Todd Christensen, defensive end Howie Long, cornerback Mike Haynes. **ALL CONFERENCE:** Allen, Christensen, Long, Haynes, linebacker Matt Millen.

**1986—ALL PRO:** Tight end Todd Christensen, middle guard Bill Pickel, defensive end Howie Long. **ALL CONFERENCE:** Christensen, Pickel, Long, safety Vann McElroy.

**1987—ALL CONFERENCE:** Tight end Todd Christensen, safety Vann McElroy.

**1988—ALL PRO:** Kick returner Tim Brown. **ALL CONFERENCE:** Defensive end Greg Townsend.

**1989—ALL CONFERENCE:** Running back Bo Jackson, defensive end Greg Townsend.

**1990—ALL PRO:** Guard Steve Wisniewski, defensive end Greg Townsend. **ALL CONFERENCE:** Townsend, Wisniewski.

**1991—ALL PRO:** Punter Jeff Gossett, kicker Jeff Jaeger, safety Ronnie Lott, guard Steve Wisniewski, defensive end Greg Townsend, center Don Mosebar, kick returner Tim Brown. **ALL CONFERENCE:** Brown, Jaeger, Lott, Townsend, Wisniewski.

**1992—ALL PRO:** Guard Steve Wisniewski, cornerback Terry McDaniel. **ALL CONFERENCE:** McDaniel, Wisniewski.

**1993—ALL PRO:** Guard Steve Wisniewski, defensive end Anthony Smith, kick returner Raghib Ismail. **ALL CONFERENCE:** Cornerback Terry McDaniel, Wisniewski, Ismail, wide receiver Tim Brown, defensive end Howie Long.

**1994—ALL PRO:** Cornerback Terry McDaniel, defensive tackle Chester McGlockton, guard Steve Wisniewski. **ALL CONFERENCE:** Wide receiver Tim Brown, McDaniel, McGlockton, Wisniewski.

**1995—ALL PRO:** Cornerback Terry McDaniel, defensive tackle Chester McGlockton, guard Steve Wisniewski. **ALL CONFERENCE:** Wide receiver Tim Brown, McDaniel, McGlockton, defensive end Pat Swilling, Wisniewski.

**1996—ALL PRO:** Cornerback Terry McDaniel, defensive tackle Chester McGlockton, guard Steve Wisniewski, **ALL CONFERENCE:** Wide receiver Tim Brown, McGlockton, Wisniewski.

**1997—ALL PRO:** Wide receiver Tim Brown; defensive tackle Chester McGlockton, guard Steve Wisniewski. **ALL CONFERENCE:** Brown, McGlockton, Wisniewski.

**1998—ALL PRO:** Defensive tackle Darrell Russell. **ALL CONFERENCE:** Russell.

**1999—ALL PRO:** Defensive tackle Darrell Russell, cornerback Charles Woodson. **ALL CONFERENCE:** Russell, Woodson, center Barret Robbins, wide receiver Tim Brown, linebacker Greg Biekert.

**2000—ALL PRO:** Quarterback Rich Gannon, punter Shane Lechler, guard Steve Wisniewski, cornerback Charles Woodson, linebacker William Thomas, tackle Lincoln Kennedy. **ALL CONFERENCE:** Gannon, Wisniewski, Woodson.

**2001—ALL PRO:** Quarterback Rich Gannon, tackle Lincoln Kennedy, punter Shane Lechler, cornerback Charles Woodson. **ALL CONFERENCE:** Gannon, Lechler, Woodson.

**2002 — ALL PRO:** Defensive tackle Rod Coleman, quarterback Rich Gannon, tackle Lincoln Kennedy, defensive tackle John Parrella, wide receiver Jerry Rice, center Barret Robbins, safety Rod Woodson. **ALL CONFERENCE:** Gannon, Kennedy, Woodson.

**2003 — ALL PRO:** Punter Shane Lechler.

**2004 — ALL PRO:** Punter Shane Lechler.

**2005 — ALL PRO:** Defensive end Derrick Burgess. **ALL CONFERENCE:** Burgess.

**2006 — ALL PRO:** Cornerback Nnamdi Asomugha.

**2007 — ALL PRO:** Punter Shane Lechler. **ALL CONFERENCE:** Lechler.

**2008 — ALL PRO:** Cornerback Nnamdi Asomugha, punter Shane Lechler, punt returner Johnnie Lee Higgins. **ALL CONFERENCE:** Asomugha, Lechler, Higgins.

**2009 — ALL PRO:** Cornerback Nnamdi Asomugha, kicker Sebastian Janikowski, punter Shane Lechler. **ALL CONFERENCE:** Asomugha, Lechler.

**2010 — ALL PRO:** Cornerback Nnamdi Asomugha, safety Michael Huff, punter Shane Lechler. **ALL CONFERENCE:** Asomugha, Lechler.

# RAIDERS IN THE PRO BOWL

Marcus Allen	RB	5	(1982,84,85,86*,87)
Nnamdi Asomugha	CB	4	(2006*,08,09,10)
Fred Biletnikoff	WR	4	(1970,71,73,74)
Cliff Branch	WR	4	(1974,75,76,77)
Bob Brown	T	1	(1971*)
Tim Brown	WR/KR	9	(1988,91,93,94,95,96,97,99,01)
Willie Brown	CB	4	(1970,71,72,73)
Derrick Burgess	DE	2	(2005, 06)
Dave Casper	TE	4	(1976,77,78,79)
Raymond Chester	TE	4	(1970,71,72,79)
Todd Christensen	TE	5	(1983,84,85,86,87)
Jon Condo	LS	1	(2009)
Dave Dalby	C	1	(1977)
Hewritt Dixon	RB	1	(1970)
Rich Gannon	QB	4	(1999,00,01,02)
Kevin Gogan	G	1	(1994)
Jeff Gossett	P	1	(1991)
Ray Guy	P	7	(1973,74,75,76,77,78,80)
Lester Hayes	CB	5	(1980,81,82,83,84)
Mike Haynes	CB	3	(1984,85,86)
Ted Hendricks	LB	4	(1980,81,82,83)
Ethan Horton	TE	1	(1991)
Jeff Hostetler	QB	1	(1994)
Marv Hubbard	RB	3	(1971,72,73)
Bo Jackson	RB	1	(1990*)
Jeff Jaeger	K	1	(1991)
Lincoln Kennedy	T	3	(2000,01,02)
Kenny King	RB	1	(1980*)
Daryle Lamonica	QB	2	(1970,72)
Henry Lawrence	T	2	(1983,84)
Shane Lechler	P	6	(2001,04,07,08,09,10)
Howie Long	DE	8	(1983,84,85,86,87,89,92,93)
Ronnie Lott	S	1	(1991)
Rod Martin	B	2	(1983,84)
Terry McDaniel	CB	5	(1992,93,94,95,96)
Vann McElroy	S	2	(1983,84)
Chester McGlockton	DT	4	(1994,95,96,97)
Matt Millen	LB	1	(1988)
Zach Miller	TE	1	(2010)
Max Montoya	G	1	(1993)
Don Mosebar	C	3	(1986,90,91)
Jim Otto	C	3	(1970,71,72)
Greg Pruitt	KR	1	(1983)
Jerry Rice	WR	1	(2002)
Barret Robbins	C	1	(2002*)
Darrell Russell	DT	2	(1998,99)
Harry Schuh	T	1	(1970)
Richard Seymour	DT	1	(2010*)
Art Shell	T	8	(1972,73,74,75,76,77,78,80)
Otis Sistrunk	DT	1	(1974)
Ken Stabler	QB	4	(1973,74,76*,77)
Jack Tatum	S	3	(1973,74,75*)
Greg Townsend	DE	2	(1990,91)
Gene Upshaw	G	6	(1972,73,74,75,76,77)
Mark van Eeghen	RB	1	(1977)
Phil Villapiano	LB	4	(1973,74,75,76)
Warren Wells	WR	1	(1970)
Steve Wisniewski	G	8	(1990,91,92*,93,94*,95,97,00)
Charles Woodson	CB	4	(1998,99,00,01)
Rod Woodson	S	1	(2002)

\* — Selected but did not play

## COACH OF THE YEAR

Another tribute to the unparalleled success of the Raider organization is the selection of five head coaches as "Coach of the Year."

<b>Al Davis</b> .....	<b>1963</b>
<b>John Rauch</b> .....	<b>1967</b>
<b>John Madden</b> .....	<b>1969</b>
<b>Tom Flores</b> .....	<b>1982</b>
<b>Art Shell</b> .....	<b>1990</b>

## RAIDERS IN AFL ALL-STAR GAME

George Atkinson	CB	2	(1968,69)
Fred Biletnikoff	WR	2	(1967,69)
Dan Birdwell	DT	1	(1968)
George Blanda	K	1	(1967)
Willie Brown	CB	3	(1967,68,69)
Billy Cannon	TE	1	(1969)
Dan Conners	LB	3	(1966,67,68)
Dave Costa	DT	1	(1963)
Clem Daniels	RB	4	(1963,64,65,66)
Ben Davidson	DE	3	(1966,67,68)
Cotton Davidson	QB	1	(1963)
Hewritt Dixon	RB	3	(1966,67,68)
Tom Flores	QB	1	(1966)
Dave Grayson	CB-S	3	(1965,66,69)
Wayne Hawkins	G	5	(1963,64,65,66,67)
Tom Keating	DT	2	(1966,67)
Daryle Lamonica	QB	2	(1967,69*)
Isaac Lassiter	DE	1	(1966)
Archie Matsos	LB	1	(1963)
Kent McCloughan	CB	2	(1966,67*)
Alan Miller	RB	1	(1961)
Gus Otto	LB	1	(1969)
Jim Otto	C	9	(1961,62,63,64,65,66,67,68,69)
Art Powell	WR	4	(1963,64,65,66)
Harry Schuh	T	2	(1967,69)
Gene Upshaw	G	1	(1968)
Warren Wells	WR	1	(1968)
Fred Williamson	CB	3	(1961,62,63)
Nemiah Wilson	CB	1	(1967)

\* — Selected but did not play

# INDIVIDUAL SUPER BOWL RECORDS HELD BY RAIDERS

## MOST INTERCEPTIONS (GAME)

3 Rod Martin (XV)

## MOST PASS INTERCEPTIONS (CAREER)

\*3 Rod Martin (XV, XVIII)

## LOWEST INTERCEPTION PERCENTAGE (CAREER)

\* 0.00 Jim Plunkett (XV, XVIII)

## HIGHEST AVERAGE GAIN (CAREER)

9.6 Marcus Allen (XVIII)

\* Shares record

# RAIDERS POSTSEASON RESULTS

## WON 25, LOST 18

12/31/67	W	40-7	HOUSTON (AFL Championship).....	(53,330)
1/14/68	L	14-33	GREEN BAY (SB II in Miami).....	(75,546)
12/22/68	W	41-6	KANSAS CITY (AFL Playoff).....	(53,357)
12/29/68	L	23-27	at N.Y. Jets (AFL Championship).....	(62,627)
12/21/69	W	56-7	HOUSTON (AFL Playoff).....	(53,539)
1/4/70	L	7-17	KANSAS CITY (AFL Championship).....	(54,544)
12/27/70	W	21-14	MIAMI (AFC Playoff).....	(54,401)
1/3/71	L	17-27	at Baltimore (AFC Championship).....	(56,368)
12/23/72	L	7-13	at Pittsburgh (AFC Playoff).....	(50,350)
12/22/73	W	33-14	PITTSBURGH (AFC Playoff).....	(53,662)
12/30/73	L	10-27	at Miami (AFC Championship).....	(80,047)
12/21/74	W	28-26	MIAMI (AFC Playoff).....	(54,020)
12/29/74	L	13-24	PITTSBURGH (AFC Championship).....	(54,004)
12/28/75	W	31-28	CINCINNATI (AFC Playoff).....	(53,994)
1/4/76	L	10-16	at Pittsburgh (AFC Championship).....	(49,103)
12/18/76	W	24-21	NEW ENGLAND (AFC Playoff).....	(54,037)
12/26/76	W	24-7	PITTSBURGH (AFC Championship).....	(53,821)
1/9/77	W	32-14	MINNESOTA (SB XI in Pasadena).....	(103,424)
12/24/77	W	37-31	at Baltimore (OT) (AFC Playoff).....	(60,763)
1/1/78	L	17-20	at Denver (AFC Championship).....	(75,044)
12/28/80	W	27-7	HOUSTON (AFC Wild Card Playoff).....	(54,539)
1/4/81	W	14-12	at Cleveland (AFC Playoff).....	(79,473)
1/11/81	W	34-27	at San Diego (AFC Championship).....	(52,675)
1/25/81	W	27-10	PHILADELPHIA (SB XV in New Orleans).....	(75,500)
1/8/83	W	27-10	CLEVELAND (AFC Playoff, Round 1).....	(57,246)
1/15/83	L	14-17	N.Y. JETS (AFC Playoff, Round 2).....	(90,688)
1/1/84	W	38-10	PITTSBURGH (AFC Playoff).....	(92,434)
1/8/84	W	30-14	SEATTLE (AFC Championship).....	(92,335)
1/22/84	W	38-9	WASHINGTON (SB XVIII in Tampa).....	(72,920)
12/22/84	L	7-13	at Seattle (AFC Wild Card Playoff).....	(64,910)
1/5/86	L	20-27	NEW ENGLAND (AFC Playoff).....	(89,289)
1/13/91	W	20-10	CINCINNATI (AFC Playoff).....	(92,488)
1/20/91	L	3-51	at Buffalo (AFC Championship).....	(80,632)
12/28/91	L	6-10	at Kansas City (AFC Wild Card Playoff).....	(77,191)
1/9/94	W	42-24	DENVER (AFC Wild Card Playoff).....	(67,800)
1/15/94	L	23-29	at Buffalo (AFC Playoff).....	(80,290)
1/6/01	W	27-0	MIAMI (AFC Playoff).....	(61,998)
1/14/01	L	3-16	BALTIMORE (AFC Championship).....	(62,784)
1/12/02	W	38-24	N.Y. JETS (AFC Wild Card).....	(61,503)
1/19/02	L	13-16	at New England (OT) (AFC Playoff).....	(60,292)
1/12/03	W	30-10	N.Y. JETS (AFC Playoff).....	(62,207)
1/19/03	W	41-24	TENNESSEE (AFC Championship).....	(62,544)
1/26/03	L	21-48	TAMPA BAY (SB XXXVII in San Diego).....	(67,603)

# RAIDERS POSTSEASON TEAM RECORDS

## MOST POINTS SCORED

56 vs. Houston (12-21-69)

## MOST POINTS, OPPONENT

51 at Buffalo (1-20-91)

## MOST POINTS SCORED, QUARTER

28 vs. Houston (12-21-69)

## MOST TOUCHDOWNS

8 vs. Houston (12-21-69)

## MOST FIELD GOALS

4 vs. Houston (12-31-67)

4 vs. Pittsburgh (12-22-73)

## MOST PLAYS

89 at Baltimore (OT) (12-24-77)

## MOST TOTAL YARDS

510 vs. Cleveland (1-8-83)

## MOST RUSHING ATTEMPTS

55 vs. Pittsburgh (12-22-73)

## MOST YARDS RUSHING

266 vs. Minnesota (1-9-77)

## MOST TOUCHDOWNS, RUSHING

4 vs. Pittsburgh (1-1-84)

## MOST FIRST DOWNS, RUSHING

14 vs. Pittsburgh (12-22-73)

## BEST RUSHING AVERAGE

7.0 vs. Washington (1-22-84)

## MOST PASSING ATTEMPTS

47 at N.Y. Jets (12-29-68)

## MOST PASS COMPLETIONS

29 vs. Tennessee (1-19-03)

## MOST YARDS PASSING

393 at N.Y. Jets (12-29-68)

## BEST PASSING PERCENTAGE

82.4 vs. Pittsburgh (12-22-73)

## MOST TOUCHDOWNS PASSING

6 vs. Houston (12-21-69)

## MOST PASSES HAD INTERCEPTED

6 at Buffalo (1-20-91)

## MOST FIRST DOWNS PASSING

17 at Baltimore (OT) (12-24-77)

## MOST PASSES INTERCEPTED

5 vs. Seattle (1-8-84)

5 vs. Tampa Bay (1-26-03)

## MOST YARDS, INTERCEPTIONS

98 vs. Miami (1-6-01)

## MOST FIRST DOWNS

28 at Baltimore (OT) (12-24-77)

## MOST FIRST DOWNS, PENALTY

3 vs. Cincinnati (12-28-75)

3 at Baltimore (12-24-77)

3 at Denver (1-1-78)

3 vs. Miami (1-6-01)

3 vs. Tennessee (1-19-03)

## MOST PENALTIES

14 vs. Houston (12-21-69)

14 vs. Tennessee (1-19-03)

## MOST YARDS PENALIZED

127 vs. Tennessee (1-19-03)

## MOST PUNTS

9 at New England (1-19-02)

9 vs. Houston (12-28-80)

9 at Cleveland (1-4-81)

## MOST YARDS PUNTING

460 vs. Houston (12-28-80)

## BEST PUNTING AVERAGE

56.0 at San Diego (1-11-81)

## MOST YARDS PUNTING, OPPONENT

280 at New England (1-19-02)

## MOST YARDS PASSING, OPPONENT

351 at San Diego (1-11-81)

## MOST TOTAL YARDS, OPPONENT

434 at San Diego (1-11-81)

## MOST TDS PASSING, OPPONENT

3 at N.Y. Jets (12-29-68)

3 vs. Denver (1-9-94)

## MOST TDS RUSHING, OPPONENT

4 at Buffalo (1-20-91)

## FEWEST POINTS SCORED, OPPONENT

0 vs. Miami (1-6-01)

## FEWEST FIRST DOWNS, OPPONENT

10 vs. Miami (1-6-01)

## FEWEST TOTAL YARDS, OPPONENT

146 vs. Houston (12-31-67)

## FEWEST YARDS RUSHING, OPPONENT

28 vs. Houston (12-21-69)

## FEWEST YARDS PASSING, OPPONENT

26 vs. Miami (12-30-73)

## MOST PUNTS, OPPONENT

13 at Baltimore (OT) (12-24-77)

## MOST SACKS

6 vs. Houston (12-21-69)

6 at Baltimore (OT) (12-24-77)

6 vs. Cleveland (1-8-83)

6 vs. Washington (1-22-84)

# RAIDERS POSTSEASON INDIVIDUAL RECORDS

## SERVICE

### GAMES, CAREER

24 Gene Upshaw (1967-81)

23 Art Shell (1968-82)

23 Dave Dalby (1972-85)

22 Cliff Branch (1972-85)

22 Ray Guy (1973-86)

### STARTS, CAREER

24 Gene Upshaw (1967-81)

18 Fred Biletnikoff (1965-78)

18 Cliff Branch (1972-85)

18 Art Shell (1968-82)

17 Dave Dalby (1972-85)

17 Ted Hendricks (1975-83)

## SCORING

### CAREER

### MOST POINTS

99 George Blanda (1967-75)

42 PAT, 19 FG

78 Chris Bahr (1980-88)

33 PAT, 15 FG

### MOST TOUCHDOWNS

10 Fred Biletnikoff (1965-78)

10 Marcus Allen (1982-92)

### MOST EXTRA POINTS

42 George Blanda (1967-75)

33 Chris Bahr (1980-88)

### MOST FIELD GOALS

19 George Blanda (1967-75)

15 Chris Bahr (1980-88)

### MOST FIELD GOAL ATTEMPTS

33 George Blanda (1967-75)

19 Chris Bahr (1980-88)

## GAME

### MOST POINTS

18 Fred Biletnikoff

(12-22-68 vs. Kansas City)

18 Dave Casper

(12-24-77 at Baltimore (OT))

18 Napoleon McCallum

(1-9-94 vs. Denver)

### MOST TOUCHDOWNS

3 Fred Biletnikoff

(12-22-68 vs. Kansas City)

3 Dave Casper

(12-24-77 at Baltimore (OT))

3 Napoleon McCallum

(1-9-94 vs. Denver)

### MOST EXTRA POINTS

8 George Blanda

(12-21-69 vs. Houston)

5 George Blanda

(12-22-68 vs. Kansas City)

5 Chris Bahr

(1-1-84 vs. Pittsburgh)

5 Chris Bahr

(1-22-84 vs. Washington)

5 Sebastian Janikowski

(1-19-03 vs. Tennessee)

### MOST FIELD GOALS

4 George Blanda

(12-31-67 vs. Houston)

4 George Blanda

(12-22-73 vs. Pittsburgh)

### LONGEST FIELD GOAL

49 Jeff Jaeger

(1-13-91 vs. Cincinnati)

48 George Blanda

(1-3-71 at Baltimore)

47 Chris Bahr

(12-28-80 vs. Houston)

## PASSING CAREER

### MOST PASSES ATTEMPTED

- 325 Ken Stabler (1970-79)
- 272 Jim Plunkett (1978-86)
- 238 Daryle Lamonica (1967-74)

### MOST PASSES COMPLETED

- 188 Ken Stabler (1970-79)
- 162 Jim Plunkett (1978-86)
- 136 Rich Gannon (1999-04)

### MOST TOUCHDOWN PASSES

- 19 Ken Stabler (1970-79)
- 18 Daryle Lamonica (1967-74)
- 11 Jim Plunkett (1978-86)
- 11 Rich Gannon (1999-04)

### MOST YARDS GAINED PASSING

- 2,398 Ken Stabler (1970-79)
- 2,293 Jim Plunkett (1978-86)
- 1,748 Daryle Lamonica (1967-74)

### MOST INTERCEPTIONS

- 12 Jim Plunkett (1978-86)
- 11 Ken Stabler (1970-79)
- 8 Rich Gannon (1999-04)

### BEST PERCENTAGE

#### (90+ ATTS.)

- 63.6 Rich Gannon (1999-04)
- 59.6 Jim Plunkett (1978-86)
- 57.8 Ken Stabler (1970-79)

### GAME

#### MOST PASSES ATTEMPTED

- 47 Daryle Lamonica  
(12-29-68 at N.Y. Jets)
- 44 Rich Gannon  
(1-26-03 vs. Tampa Bay)

#### MOST PASSES COMPLETED

- 29 Rich Gannon  
(1-19-03 vs. Tennessee)
- 24 Jim Plunkett  
(1-8-83 vs. Cleveland)
- 24 Rich Gannon  
(1-26-03 vs. Tampa Bay)
- 23 Rich Gannon  
(1-12-02 vs. N.Y. Jets)

#### MOST TOUCHDOWN PASSES

- 6 Daryle Lamonica  
(12-21-69 vs. Houston)
- 5 Daryle Lamonica  
(12-22-68 vs. Kansas City)

#### BEST PERCENTAGE

- 82.4 Ken Stabler  
(12-22-73 vs. Pittsburgh)
- 79.3 Rich Gannon  
(1-12-02 vs. N.Y. Jets)
- 76.5 Daryle Lamonica  
(12-21-69 vs. Houston)

#### MOST INTERCEPTIONS

- 5 Rich Gannon  
(1-26-03 vs. Tampa Bay)
- 4 Todd Marinovich  
(12-28-91 at Kansas City)
- 3 George Blanda  
(1-3-71 at Baltimore)
- 3 Daryle Lamonica  
(1-4-70 vs. Kansas City)

- 3 Ken Stabler  
(12-29-74 vs. Pittsburgh)

- 3 Jim Plunkett  
(1-15-83 vs. N.Y. Jets)

- 3 Marc Wilson  
(1-5-86 vs. New England)

### MOST YARDS GAINED PASSING

- 401 Daryle Lamonica  
(12-29-68 at N.Y. Jets)
- 386 Jim Plunkett  
(1-8-83 vs. Cleveland)
- 347 Daryle Lamonica  
(12-22-68 vs. Kansas City)

### LONGEST PLAY

- 86 Jeff Hostetler to Tim Brown  
TD (1-15-94 at Buffalo)
- 82 Daryle Lamonica to Rod  
Sherman TD (12-27-70  
vs. Miami)

## RUSHING CAREER

### MOST RUSHING ATTEMPTS

- 163 Mark van Eeghen (1974-81)
- 157 Marcus Allen (1982-92)
- 128 Clarence Davis (1971-78)

### MOST YARDS RUSHING

- 933 Marcus Allen (1982-92)
- 579 Mark van Eeghen (1974-81)
- 506 Clarence Davis (1971-78)

### MOST TOUCHDOWNS RUSHING

- 8 Marcus Allen (1982-92)
- 5 Pete Banaszak (1966-78)
- 4 Mark van Eeghen (1974-81)

### BEST AVERAGE PER RUSH

#### (90+ ATTS.)

- 5.9 Marcus Allen (1982-92)
- 3.9 Clarence Davis (1971-78)
- 3.7 Pete Banaszak (1966-78)

### GAME

#### MOST RUSHING ATTEMPTS

- 25 Marcus Allen  
(1-8-84 vs. Seattle)
- 22 Mark van Eeghen  
(12-26-76 vs. Pittsburgh)
- 22 Marcus Allen  
(1-5-86 vs. New England)

#### MOST YARDS RUSHING

- 191 Marcus Allen  
(1-22-84 vs. Washington)
- 158 Charlie Garner  
(1-12-02 vs. N.Y. Jets)
- 154 Marcus Allen  
(1-8-84 vs. Seattle)

#### MOST TOUCHDOWNS RUSHING

- 3 Napoleon McCallum  
(1-9-94 vs. Denver)
- 2 Napoleon McCallum  
(1-15-94 at Buffalo)
- 2 Marv Hubbard  
(12-22-73 vs. Pittsburgh)
- 2 Pete Banaszak  
(1-9-77 vs. Minnesota)
- 2 Mark van Eeghen  
(1-4-81 at Cleveland)

- 2 Marcus Allen  
(1-8-83 vs. Cleveland)

- 2 Marcus Allen  
(1-1-84 vs. Pittsburgh)

- 2 Frank Hawkins  
(1-8-84 vs. Seattle)

- 2 Marcus Allen  
(1-22-84 vs. Washington)

### BEST AVERAGE PER RUSH (MIN. 6 RUSHES)

- 12.8 Bo Jackson  
(1-13-91 vs. Cincinnati)
  - 10.5 Charlie Garner  
(1-12-02 vs. N.Y. Jets)
  - 9.6 Marcus Allen  
(1-22-84 vs. Washington)
- ### LONGEST RUN FROM SCRIM- MAGE
- 80 Charlie Garner  
(1-12-02 vs. N.Y. Jets)
  - 74 Marcus Allen  
(1-22-84 vs. Washington)
  - 69 Hewritt Dixon  
(12-31-67 vs. Houston)

## RECEIVING CAREER

### MOST PASS RECEPTIONS

- 73 Cliff Branch (1972-85)
- 70 Fred Biletnikoff (1965-78)
- 36 Marcus Allen (1982-92)

### MOST YARDS GAINED

- 1,289 Cliff Branch (1972-85)
- 1,167 Fred Biletnikoff (1965-78)
- 526 Tim Brown (1988-03)

### MOST TOUCHDOWN RECEPTIONS

- 10 Fred Biletnikoff (1965-78)
- 7 Dave Casper (1974-80,84)
- 5 Cliff Branch (1972-85)

### LONGEST PASS RECEPTION

- 86 Tim Brown  
(1-15-94 at Buffalo)

### BEST AVERAGE PER CATCH

#### (15+ RECEPTIONS)

- 17.7 Cliff Branch (1974-85)
- 17.1 Raymond Chester  
(1970-72, 78-81)

### GAME

#### MOST PASS RECEPTIONS

- 9 Tim Brown  
(1-19-03 vs. Tennessee)
- 9 Jerry Rice  
(1-12-02 vs. N.Y. Jets)
- 9 Fred Biletnikoff  
(12-18-76 vs. New England)
- 9 Cliff Branch  
(12-29-74 vs. Pittsburgh)

#### MOST YARDS GAINED

- 190 Fred Biletnikoff  
(12-29-68 at N.Y. Jets)
- 186 Cliff Branch  
(12-29-74 vs. Pittsburgh)
- 183 Jerry Rice  
(1-12-02 vs. N.Y. Jets)

**MOST TOUCHDOWN RECEPTIONS**

- 3 Fred Biletnikoff  
(12-22-68 vs. Kansas City)
- 3 Dave Casper  
(12-24-77 at Baltimore (OT))

**LONGEST PASS RECEPTION**

- 86 Tim Brown  
(1-15-94 at Buffalo)

**BEST AVERAGE GAIN PER CATCH  
(3+ REC.)**

- 37.0 James Jett  
(1-9-94 vs. Denver)
- 28.7 Tim Brown  
(1-9-94 vs. Denver)

**PUNT RETURNS****CAREER****MOST PUNT RETURNS**

- 18 Neal Colzie (1975-78)
- 13 George Atkinson (1968-77)
- 13 Greg Pruitt (1982-84)

**MOST YARDS RETURNED**

- 221 Neal Colzie (1975-78)
- 101 Greg Pruitt (1982-84)

**MOST TOUCHDOWNS**

None

**BEST AVERAGE PER RETURN  
(10+ RETURNS)**

- 12.3 Neal Colzie (1975-78)
- 8.0 Rodger Bird (1967-71)

**GAME****MOST PUNT RETURNS**

- 5 Rodger Bird  
(12-31-67 vs. Houston)
- 5 Neal Colzie  
(12-24-77 at Baltimore (OT))
- 5 Greg Pruitt  
(1-1-84 vs. Pittsburgh)

**MOST YARDS RETURNED**

- 64 Neal Colzie  
(12-28-75 vs. Cincinnati)
- 53 Neal Colzie  
(12-18-76 vs. New England)

**MOST TOUCHDOWNS**

None

**BEST AVERAGE PER RETURN  
(3+ RETURNS)**

- 17.7 Neal Colzie  
(12-18-76 vs. New England)
- 16.0 Neal Colzie  
(12-28-75 vs. Cincinnati)

**LONGEST PUNT RETURN**

- 37 George Atkinson  
(12-23-72 at Pittsburgh)
- 25 Neal Colzie  
(1-1-77 vs. Minnesota)

**KICKOFF RETURNS****CAREER****MOST KICKOFF RETURNS**

- 16 Carl Garrett (1976-77)
- 16 Clarence Davis (1971-78)

**MOST YARDS RETURNED**

481 Carl Garrett (1976-77)

343 Clarence Davis (1971-78)

**BEST AVERAGE PER RETURN  
(10+ RETURNS)**

- 30.0 Carl Garrett (1976-77)
- 27.9 George Atkinson (1968-77)

**MOST TOUCHDOWNS**

None

**GAME****MOST KICKOFF RETURNS**

- 8 Marcus Knight (1-26-03 vs. Tampa Bay)
- 5 Carl Garrett  
(12-24-77 at Baltimore (OT))
- 4 by Several Players

**MOST YARDS RETURNED**

- 169 Carl Garrett  
(12-24-77 at Baltimore (OT))
- 119 Carl Garrett  
(12-18-76 vs. New England)

**MOST TOUCHDOWNS**

None

**BEST AVERAGE PER RETURN  
(3+ RET.)**

- 37.0 Carl Garrett (1-1-78 at Denver)
- 33.8 Carl Garrett (12-24-77 at Baltimore (OT))

**LONGEST KICKOFF RETURN**

- 62 Carl Garrett (1-1-78 at Denver)
- 52 George Atkinson (1-4-70 vs. Kansas City)

**INTERCEPTIONS****CAREER****MOST INTERCEPTIONS**

- 8 Lester Hayes (1977-86)
- 7 Willie Brown (1967-77)

**MOST YARDS RETURNED**

- 196 Willie Brown (1967-77)
- 98 George Atkinson (1968-77)

**MOST TOUCHDOWNS**

- 3 Willie Brown (1967-77)
- 2 Lester Hayes (1977-86)
- 1 George Atkinson (1968-77)
- 1 Tory James (2002)

**GAME****MOST INTERCEPTIONS**

- 3 Rod Martin  
(1-25-81 vs. Philadelphia)
- 2 Jack Tatum  
(1-4-76 vs. Pittsburgh)
- 2 Lester Hayes  
(1-28-80 vs. Houston)
- 2 Lester Hayes  
(1-4-81 at Cleveland)
- 2 Mike Davis  
(1-8-84 vs. Seattle)
- 2 Tory James  
(1-6-01 vs. Miami)

**MOST YARDS RETURNED**

- 98 Tory James  
(1-6-01 vs. Miami)

75 Willie Brown  
(1-9-77 vs. Minnesota)**MOST TOUCHDOWNS**

- 1 George Atkinson  
(12-21-69 vs. Houston)
- 1 Willie Brown  
(12-27-70 vs. Miami)
- 1 Willie Brown  
(12-22-73 vs. Pittsburgh)

1 Willie Brown  
(1-9-77 vs. Minnesota)1 Lester Hayes  
(12-28-80 vs. Houston)1 Lester Hayes  
(1-1-84 vs. Pittsburgh)1 Jack Squirek  
(1-22-84 vs. Washington)1 Tory James  
(1-6-01 vs. Miami)**LONGEST INTERCEPTION RETURN**90 Tory James  
(1-6-01 vs. Miami)75 Willie Brown  
(1-9-77 vs. Minnesota)**PUNTING****CAREER****MOST PUNTS**

- 111 Ray Guy (1973-86)
- 42 Mike Eischeid (1966-71)

**MOST YARDS PUNTING**4,695 Ray Guy (1973-86)  
1,797 Mike Eischeid (1966-71)**BEST AVERAGE PER PUNT**

- 42.8 Mike Eischeid (1966-71)
- 42.3 Ray Guy (1973-86)

**GAME****MOST PUNTS**9 Shane Lechler  
(1-19-02 at New England)9 Ray Guy  
(1-4-81 at Cleveland)9 Ray Guy  
(12-28-80 vs. Houston)**MOST YARDS PUNTING**460 Ray Guy  
(12-28-80 vs. Houston)374 Ray Guy  
(12-24-77 at Baltimore (OT))**BEST AVG. PER PUNT  
(3+ PUNTS)**56.0 Ray Guy  
(1-11-81 at San Diego)51.0 Ray Guy  
(12-28-80 vs. Houston)**LONGEST PUNT**71 Ray Guy  
(1-11-81 at San Diego)66 Ray Guy  
(12-28-80 vs. Houston)

# RAIDERS MONDAY NIGHT RECORD

1970-2010 (36-25-1)

10/19/70	W	34-20	WASHINGTON	(54,471)
10/4/71	W	34-20	at Cleveland	(84,285)
10/9/72	W	34-0	at Houston	(51,378)
12/11/72	W	24-16	NEW YORK JETS	(54,843)
10/22/73	T	23-23	at Denver	(51,270)
9/16/74	L	20-21	at Buffalo	(80,020)
9/22/75	W	31-21	at Miami	(78,774)
12/8/75	W	17-10	DENVER	(54,037)
9/20/76	W	24-21	at Kansas City	(63,225)
12/6/76	W	35-20	CINCINNATI	(54,037)
10/3/77	W	37-28	at Kansas City	(63,393)
11/28/77	W	34-13	BUFFALO	(54,598)
11/13/78	W	34-21	at Cincinnati	(56,600)
10/8/79	W	13-3	MIAMI	(54,600)
12/3/79	W	42-35	at New Orleans	(71,323)
10/20/80	W	45-34	at Pittsburgh	(53,940)
11/17/80	W	19-17	at Seattle	(64,771)
12/1/80	W	9-3	DENVER	(54,563)
9/14/81	W	36-10	at Minnesota	(48,446)
12/7/81	W	30-27	PITTSBURGH	(54,555)
12/21/81	L	10-23	at San Diego	(52,975)
11/22/82	W	28-24	SAN DIEGO	(55,060)
9/19/83	W	27-14	MIAMI	(60,696)
9/24/84	W	33-30	SAN DIEGO	(80,674)
11/12/84	L	14-17	at Seattle	(64,931)
12/10/84	W	24-3	at Detroit	(70,742)
10/28/85	W	34-21	SAN DIEGO	(72,022)
12/23/85	W	16-6	at L.A. Rams	(68,904)
12/8/86	L	0-37	at Seattle	(64,944)
10/12/87	L	14-30	at Denver	(63,452)
11/30/87	W	37-14	at Seattle	(64,640)
9/26/88	W	30-27	at Denver (OT)	(75,964)
11/28/88	L	27-35	at Seattle	(62,641)
10/9/89	W	14-7	at New York Jets	(76,891)
11/19/90	W	13-10	at Miami	(72,393)
12/10/90	W	38-31	at Detroit	(80,066)
10/28/91	L	21-24	at Kansas City	(77,870)
12/16/91	L	0-27	at New Orleans	(68,625)
9/28/92	L	7-27	at Kansas City	(77,622)
12/14/92	L	7-20	at Miami	(72,220)
10/18/93	W	23-20	at Denver	(75,937)
9/5/94	L	14-44	at San Francisco	(69,357)
12/5/94	W	24-17	at San Diego	(63,604)
10/16/95	L	0-27	at Denver	(75,914)
11/27/95	L	6-12	at San Diego	(63,177)
10/21/96	W	23-14	at San Diego	(62,583)
11/4/96	L	21-22	DENVER	(61,656)
12/9/96	W	26-7	KANSAS CITY	(61,587)
9/8/97	L	27-28	KANSAS CITY	(61,523)
11/24/97	L	3-31	at Denver	(75,953)
11/22/99	L	21-27	at Denver (OT)	(75,870)
11/13/00	L	24-27	at Denver	(75,951)
11/5/01	W	38-28	DENVER	(62,637)
11/11/02	W	34-10	at Denver	(76,643)
12/2/02	W	26-20	NEW YORK JETS	(62,257)
9/22/03	L	10-31	at Denver	(76,753)
10/20/03	L	10-17	KANSAS CITY	(62,391)
12/22/03	L	7-41	GREEN BAY	(62,298)
9/11/06	L	0-27	SAN DIEGO	(62,578)
11/6/06	L	0-16	at Seattle	(67,816)
9/8/08	L	14-41	DENVER	(62,762)
9/14/09	L	20-24	SAN DIEGO	(61,940)

# RAIDERS SHUTOUT VICTORIES

## (LEAGUE GAMES ONLY)

12/16/62	20-0	BOSTON PATRIOTS
9/10/67	51-0	DENVER BRONCOS
11/24/68	34-0	at Cincinnati Bengals
9/26/71	34-0	at San Diego Chargers
10/9/72	34-0	at Houston Oilers
11/4/73	42-0	NEW YORK GIANTS
9/29/74	17-0	at Pittsburgh Steelers
10/5/75	6-0	at San Diego Chargers
10/26/75	25-0	SAN DIEGO CHARGERS
12/12/76	24-0	at San Diego Chargers
9/18/77	24-0	SAN DIEGO CHARGERS
9/8/85	31-0	NEW YORK JETS
9/13/87	20-0	at Green Bay Packers
9/15/91	16-0	INDIANAPOLIS COLTS
10/18/92	19-0	at Seattle Seahawks
11/22/92	24-0	DENVER BRONCOS
12/19/99	45-0	TAMPA BAY BUCCANEERS
12/28/02	24-0	KANSAS CITY CHIEFS

# OVERTIME GAME RESULTS

## Won 16, Lost 18

11/23/75	W	26-23	at Washington
11/30/75	W	37-34	ATLANTA
12/24/77	W	37-31	at Baltimore (AFC Playoff)
10/1/78	W	25-19	at Chicago
9/14/80	L	24-30	at San Diego
10/28/84	L	19-22	DENVER
11/10/85	L	34-40	at San Diego
11/24/85	W	31-28	DENVER
12/8/85	W	17-14	at Denver
11/20/86	W	37-31	at San Diego
11/30/86	L	27-33	PHILADELPHIA
9/26/88	W	30-27	at Denver
12/3/89	W	16-13	DENVER
10/13/91	W	23-20	at Seattle
12/8/91	L	27-30	BUFFALO
9/13/92	L	21-24	at Cincinnati
1/2/94	W	33-30	DENVER
10/16/94	L	17-20	at Miami
9/17/95	L	17-23	at Kansas City
11/10/96	L	7-20	at Tampa Bay
11/17/96	L	13-16	MINNESOTA
8/31/97	L	21-24	at Tennessee
11/22/99	L	21-27	at Denver
1/2/00	W	41-38	at Kansas City
10/8/00	W	34-28	at San Francisco
12/2/01	L	31-34	ARIZONA
1/19/02	L	13-16	at New England (AFC Playoff)
10/20/02	L	21-27	SAN DIEGO
11/3/02	L	20-23	SAN FRANCISCO
9/28/03	W	34-31	SAN DIEGO
11/9/03	L	24-27	NEW YORK JETS
9/16/07	L	20-23	at Denver
10/19/08	W	16-13	NEW YORK JETS
11/7/10	W	23-20	KANSAS CITY CHIEFS

# RAIDERS ATTENDANCE RECORDS

## TOTAL ATTENDANCE—HOME AND AWAY

Year	League Games		Total Preseason	Total Postseason	Total Games	Total
	Home	Away				
1960	87,281	94,010	48,643		19	209,934
1961	53,582	114,083	35,736		19	203,401
1962	76,893	133,081	49,053		19	259,027
1963	122,048	163,013	58,710		19	343,771
1964	127,369	185,249	80,152		19	372,770
1965	136,064	231,468	88,544		19	456,076
1966	253,508	229,605	104,144		18	587,257
1967	276,498	296,833	121,708	128,876	21	823,915
1968	328,705	287,007	209,469	115,984	21	941,165
1969	371,714	301,976	213,235	108,083	21	995,008
1970	381,418	378,080	333,790	110,769	22	1,204,037
1971	382,755	438,141	335,309		20	1,156,205
1972	379,522	405,628	351,940	50,350	21	1,187,440
1973	396,604	357,000	336,441	133,709	22	1,233,754
1974	376,541	428,572	266,455	108,024	22	1,179,592
1975	377,380	381,744	316,225	103,097	22	1,178,446
1976	375,013	407,915	253,139	211,282	23	1,247,349
1977	379,878	453,905	329,692	135,807	22	1,299,282
1978	435,225	515,731	220,527		20	1,171,483
1979	436,560	510,588	227,684		21	1,174,832
1980	394,682	531,815	186,011	262,187	24	1,374,695
1981	391,913	520,920	192,072		20	1,104,905
1982	227,193	269,997	228,717	147,934	15	873,841
1983	420,776	517,409	198,309	257,689	23	1,394,183
1984	560,181	541,835	216,908	64,910	21	1,383,834
1985	562,446	528,767	219,063	89,289	21	1,399,567
1986	560,081	520,717	213,923		20	1,294,721
1987	429,813*	441,488**	208,530		19***	1,079,831
1988	459,841	541,288	223,589		20	1,224,718
1989	423,641	563,263	165,596		20	1,152,500
1990	476,581	577,187	257,850	173,120	23	1,484,783
1991	521,600	530,509	242,663	77,191	22	1,371,963
1992	431,495	535,471	217,126		20	1,184,092
1993	399,076	548,340	265,725	148,090	23	1,361,231
1994	421,756	558,455	257,895		21	1,238,106
1995	423,376	556,666	209,046		20	1,189,088
1996	425,018	530,488	220,575		21	1,176,081
1997	375,499	514,622	171,339		20	1,061,460
1998	386,548	529,419	185,001		20	1,100,968
1999	497,041	634,089	186,426		20	1,131,130
2000	462,515	536,140	185,380	124,782	22	1,308,817
2001	472,091	563,480	266,369	121,795	23	1,423,735
2002	485,092	559,050	207,225	192,354	23	1,443,721
2003	440,063	535,730	193,686		20	1,169,479
2004	405,936	551,687	172,423		20	1,130,046
2005	418,450	595,011	200,161		20	1,213,622
2006	467,964	571,742	244,374		21	1,284,080
2007	472,876	560,974	218,849		20	1,252,699
2008	462,800	561,223	228,246		20	1,252,269
2009	354,276	573,263	194,354		20	1,121,893
2010	371,448	539,934	198,694		20	1,110,076

\*—Includes two games played with replacement players

\*\*—Includes one game played with replacement players

\*\*\*—Includes three games played with replacement players

**AVERAGE HOME LEAGUE GAME TICKET COUNTS**

1960	9,612	Kezar Stadium (4)
	10,006	Candlestick Park (3)
1961	7,655	Candlestick Park (7)
1962	10,985	Frank Youell Field (7)
1963	17,435	Frank Youell Field (7)
1964	18,196	Frank Youell Field (7)
1965	21,012	Frank Youell Field (7)
1966	36,215	Oakland Coliseum (7)
1967	39,450	Oakland Coliseum (7)
1968	46,958	Oakland Coliseum (7)
1969	53,102	Oakland Coliseum (7)
1970	54,488	Oakland Coliseum (7)
1971	54,679	Oakland Coliseum (7)
1972	54,217	Oakland Coliseum (7)
1973	56,658	Oakland Coliseum (6); Cal Berkeley (1)
1974	53,792	Oakland Coliseum (7)
1975	53,911	Oakland Coliseum (7)
1976	53,573	Oakland Coliseum (7)
1977	54,268	Oakland Coliseum (7)
1978	54,403	Oakland Coliseum (8)
1979	54,570	Oakland Coliseum (8)
1980	49,335	Oakland Coliseum (8)
1981	48,989	Oakland Coliseum (8)
1982	56,798	Los Angeles Memorial Coliseum (4)
1983	52,597	Los Angeles Memorial Coliseum (8)
1984	70,023	Los Angeles Memorial Coliseum (8)
1985	70,306	Los Angeles Memorial Coliseum (8)
1986	70,010	Los Angeles Memorial Coliseum (8)
1987	53,727*	Los Angeles Memorial Coliseum (8)
1988	57,480	Los Angeles Memorial Coliseum (8)
1989	52,955	Los Angeles Memorial Coliseum (8)
1990	59,580	Los Angeles Memorial Coliseum (8)
1991	65,200	Los Angeles Memorial Coliseum (8)
1992	53,937	Los Angeles Memorial Coliseum (8)
1993	49,885	Los Angeles Memorial Coliseum (8)
1994	52,719	Los Angeles Memorial Coliseum (8)
1995	52,922	Oakland-Alameda County Coliseum (8)
1996	53,127	Oakland-Alameda County Coliseum (8)
1997	46,938	Oakland-Alameda County Coliseum (8)
1998	48,319	Network Associates Coliseum (8)
1999	49,768	Network Associates Coliseum (8)
2000	57,814	Network Associates Coliseum (8)
2001	59,011	Network Associates Coliseum (8)
2002	60,037	Network Associates Coliseum (8)
2003	55,008	Network Associates Coliseum (8)
2004	50,742	Network Associates Coliseum (8)
2005	52,306	McAfee Coliseum (8)
2006	58,496	McAfee Coliseum (8)
2007	59,110	McAfee Coliseum (8)
2008	57,850	Oakland-Alameda County Coliseum (8)
2009	44,285	Oakland-Alameda County Coliseum (8)
2010	46,431	Oakland-Alameda County Coliseum (8)

\*Includes two games played with replacement players.

**HOME RECORDS BY STADIUM**

	<b>WON</b>	<b>LOST</b>	<b>TIED</b>	<b>PCT.</b>
Kezar Stadium (1960)	2	2	0	.500
Candlestick Park (1960-61)	2	8	0	.200
Frank Youell Field (1962-65)	17	11	0	.607
Oakland-Alameda County Coliseum (1966-81, 1995-10)	147	93	3	.613
Memorial Stadium, Berkeley (1973)	1	0	0	1.000
Los Angeles Memorial Coliseum (1982-94)	64	36	0	.640
<b>TOTAL</b>	<b>233</b>	<b>150</b>	<b>3</b>	<b>.608</b>

## LEAGUE GAME RECORDS

<b>HOME</b>			<b>AWAY</b>		
92,496	Denver	1986	90,129	at Washington	2005
92,488	San Francisco	1991	84,285	at Cleveland	1971
92,488	Dallas	1992	83,489	at Dallas	2009
92,487	San Francisco	1985	83,102	at New Orleans	1971
92,469	Denver	1984	82,094	at Kansas City	1972
90,016	Denver	1989	81,503	at Cleveland	1977
87,291	Pittsburgh	1984	80,638	at Detroit	1981
<b>NFL TEAMS AT RAIDERS</b>			<b>RAIDERS AT NFL CITIES</b>		
61,595	Arizona	2006	62,439	at Arizona	2010
61,196	Atlanta	2008	70,616	at Atlanta	2004
54,689	Baltimore (Colts)	1971	59,008	at Baltimore (Colts)	1973
45,398	Baltimore (Ravens)	2003	71,254	at Baltimore (Ravens)	2008
86,746	Buffalo	1991	80,332	at Buffalo	1990
60,637	Carolina	2000	73,518	at Carolina	2004
86,011	Chicago	1987	66,950	at Chicago	1993
59,012	Cincinnati	1985	65,882	at Cincinnati	2006
70,030	Cleveland	1986	84,285	at Cleveland	1971
92,488	Dallas (Cowboys)	1992	83,489	at Dallas (Cowboys)	2009
12,500	Dallas (Texans)	1962	21,000	at Dallas (Texans)	1960
92,496	Denver	1986	76,753	at Denver	2003
61,547	Detroit	2007	80,638	at Detroit	1981
62,298	Green Bay	2003	59,872	at Green Bay	1999
54,705	Houston (Oilers)	1971	62,425	at Houston (Oilers)	1991
49,603	Houston (Texans)	2007	70,741	at Houston (Texans)	2004
62,000	Indianapolis	2007	57,230	at Indianapolis	2004
46,433	Jacksonville	1996	66,905	at Jacksonville	2007
68,771	Kansas City	1986	82,094	at Kansas City	1972
86,203	L.A. Rams	1991	71,039	at L.A. Rams	1977
74,121	Miami (at Berkeley)	1973	80,047	at Miami	1975
56,653	Minnesota	2003	64,080	at Minnesota	1999
62,552	New England	2002	61,279	at New England	1976
56,269	New Orleans	1985	83,102	at New Orleans	1971
73,318	New York Giants	1986	79,012	at New York Giants	2009
62,632	New York Jets	2000	78,039	at New York Jets	2006
60,117	Philadelphia	1986	71,252	at Philadelphia	1980
87,291	Pittsburgh	1984	64,987	at Pittsburgh	2010
80,674	San Diego	1984	68,183	at San Diego	2010
92,488	San Francisco	1991	69,732	at San Francisco	2010
81,201	Seattle	1985	68,681	at Seattle	2000
43,869	St. Louis (Cardinals)	1983	49,051	at St. Louis (Cardinals)	1973
50,164	St. Louis (Rams)	2006	66,070	at St. Louis (Rams)	2002
60,874	Tampa Bay	2004	64,847	at Tampa Bay	2008
61,934	Tennessee	2001	69,143	at Tennessee	2010
56,763	Washington	1989	90,129	at Washington	2005

## POSTSEASON GAME RECORDS

<b>HOME</b>			<b>AWAY</b>		
92,488	Cincinnati	1990	103,424	Minnesota (SB XI)	1976
92,434	Pittsburgh	1983	80,632	at Buffalo	1990
92,335	Seattle	1983	80,290	at Buffalo	1993
90,888	N.Y. Jets	1982	80,047	at Miami	1973
89,289	New England	1985	79,473	at Cleveland	1980
			77,191	at Kansas City	1991
<b>NFL TEAMS AT RAIDERS</b>			<b>RAIDERS AT NFL CITIES</b>		
62,748	Baltimore	2000	60,763	at Baltimore	1977
92,488	Cincinnati	1990	80,632	at Buffalo	1990
57,246	Cleveland	1982	79,473	at Cleveland	1980
67,800	Denver	1993	75,044	at Denver	1977
54,539	Houston	1980	77,191	at Kansas City	1991
54,544	Kansas City	1969	75,105	at Miami	1973
61,998	Miami	2000	62,627	at New York Jets	1968
89,289	New England	1985	50,350	at Pittsburgh	1972
90,688	New York Jets	1982	52,675	at San Diego	1980
92,434	Pittsburgh	1983	64,910	at Seattle	1984
92,335	Seattle	1983	60,292	at New England	2001
62,554	Tennessee	2002			

# PRESEASON VS. ALL OPPONENTS

Opponent	1st Met	W	L	T	Win Pct.
Arizona Cardinals	1976	7	4	0	.636
Atlanta Falcons	1974	3	1	0	.750
Buffalo Bills	1960	5	1	0	.833
Chicago Bears	1977	5	4	0	.556
Cleveland Browns	1982	1	3	0	.250
Dallas Cowboys	1972	18	9	0	.667
Denver Broncos	1961	7	4	0	.636
Detroit Lions	1974	4	1	0	.800
Green Bay Packers	1970	5	3	0	.625
Houston Texans	2005	0	1	0	.000
Indianapolis Colts	1968	2	4	0	.333
Kansas City Chiefs	1960	1	8	0	.111
Miami Dolphins	1984	0	3	0	.000
Minnesota Vikings	1973	1	3	0	.250
New England Patriots	1960	6	5	1	.545
New Orleans Saints	1990	2	2	0	.500
New York Jets	1960	7	2	0	.778
Philadelphia Eagles	1970	3	2	0	.600
Pittsburgh Steelers	1970	1	2	0	.333
St. Louis Rams	1970	11	7	0	.611
San Diego Chargers	1960	7	7	0	.500
San Francisco 49ers	1967	19	19	0	.500
Seattle Seahawks	1976	3	6	0	.333
Tampa Bay Buccaneers	1998	0	1	0	.000
Tennessee Titans	1961	5	5	0	.500
Washington Redskins	1980	1	4	0	.200
<b>TOTALS</b>		<b>124</b>	<b>111</b>	<b>1</b>	<b>.528</b>

# PRESEASON RESULTS

<b>1960 (2-3)</b>					
7/31	L	13-20	DALLAS TEXANS (Kezar)		(12,000)
8/13	W	23-17	N.Y. Titans at Sacramento		(9,551)*
8/19	L	17-24	L.A. CHARGERS (Kezar)		(6,521)
8/24	W	26-21	at Buffalo		(17,071)
8/28	L	14-28	Boston at Amherst, Mass.		(3,500)
<b>1961 (1-3)</b>					
8/3	L	17-35	Houston at Honolulu		(12,500)
8/10	L	21-48	Denver at Spokane		(6,500)
8/27	L	7-35	at San Diego		(10,436)
9/4	W	49-12	DENVER (Candlestick)		(6,300)
<b>1962 (1-4)</b>					
8/4	L	3-13	Dallas Texans at Atlanta		(8,000)
8/11	W	21-20	Boston at Providence, R.I.		(9,000)
8/18	L	6-22	Dallas Texans at Midland, Texas		(10,000)
8/26	L	27-33	SAN DIEGO (Youell)		(17,053)
8/31	L	12-41	Denver at Stockton		(5,000)
<b>1963 (3-2)</b>					
8/4	W	24-17	BOSTON (Youell)		(9,721)
8/11	W	35-19	DENVER (Youell)		(9,655)
8/17	L	21-35	Kansas City at Seattle		(13,500)
8/23	W	43-16	NEW YORK JETS (Youell)		(8,317)
8/31	L	3-13	at San Diego		(17,517)
<b>1964 (3-2)</b>					
8/9	L	14-21	KANSAS CITY (Youell)		(11,118)
8/14	W	20-7	at Denver		(13,545)
8/23	W	34-31	BUFFALO (Youell)		(10,243)
8/29	W	34-20	Houston at Las Vegas		(8,500)
9/5	L	10-24	at San Diego		(16,746)

\* Night game

**1965 (3-2)**

8/7	W	10-3	at San Diego	(27,168)
8/14	L	17-27	Denver at Salt Lake City	(18,000)
8/22	W	23-6	KANSAS CITY (Youell)	(13,592)
8/28	L	17-46	San Diego at Portland, Ore.	(15,234)
9/4	W	30-20	Denver at Sacramento	(14,550)

**1966 (2-2)**

8/2	L	17-26	at Houston	(36,935)
8/13	W	17-7	at San Diego	(17,097)
8/20	L	10-21	Boston at Anaheim	(36,038)
8/28	W	52-21	at Denver	(14,074)

**1967 (2-3)**

8/5	W	24-23	SAN DIEGO	(24,855)*
8/12	W	24-7	HOUSTON	(23,647)*
8/19	L	0-48	Kansas City at Portland, Ore.	(13,352)*
8/27	L	17-21	Denver at North Platte, Neb.	(6,600)
9/3	L	10-13	SAN FRANCISCO	(53,254)

**1968 (3-2)**

8/3	L	12-14	BALTIMORE	(51,154)*
8/10	W	37-7	SAN DIEGO	(38,922)*
8/24	L	21-31	at Kansas City	(43,769)*
9/1	W	26-19	at San Francisco (Kezar)	(57,593)
9/7	W	23-7	Denver at Portland, Ore.	(18,031)*

**1969 (2-3)**

8/2	L	17-23	Kansas City at Birmingham, Ala.	(21,000)*
8/9	L	30-34	BALTIMORE	(51,246)*
8/16	L	7-10	at San Diego	(35,940)*
8/25	W	24-6	NEW YORK JETS	(52,927)*
8/31	W	42-28	SAN FRANCISCO	(52,122)

**1970 (2-4)**

8/8	L	21-33	BALTIMORE	(53,519)
8/17	W	30-19	at Philadelphia	(50,853)
8/22	L	23-34	at L.A. Rams	(67,497)
8/30	L	7-37	GREEN BAY	(53,395)
9/6	W	31-17	at San Francisco	(55,521)
9/12	L	6-20	PITTSBURGH	(53,005)

**1971 (5-1)**

8/9	L	24-25	PHILADELPHIA	(53,706)*
8/14	W	41-20	NEW YORK JETS	(53,693)*
8/21	W	20-7	L.A. RAMS (Berkeley)	(67,739)
8/28	W	17-13	at Green Bay	(56,263)*
9/4	W	34-28	SAN FRANCISCO	(53,696)*
9/11	W	24-3	Baltimore at Jacksonville, Fla.	(50,212)*

**1972 (4-2)**

8/5	W	31-24	NEW ENGLAND	(53,661)*
8/14	W	16-0	BALTIMORE	(53,627)*
8/19	W	34-9	at L.A. Rams	(60,762)*
8/26	W	31-13	BUFFALO (Berkeley)	(60,046)
9/3	L	21-34	at San Francisco	(61,237)*
9/9	L	10-16	at Dallas	(62,607)*

**1973 (4-1-1)**

8/5	T	17-17	at New England	(43,914)*
8/11	W	27-26	DALLAS	(53,723)*
8/18	W	16-3	L.A. RAMS (Berkeley)	(57,549)
8/25	L	10-34	MINNESOTA (Berkeley)	(57,515)
9/1	W	23-17	SAN FRANCISCO	(53,612)
9/8	W	17-7	at Buffalo	(70,128)

**1974 (5-1)**

8/3	W	27-7	DALLAS	(41,049)*
8/10	W	28-16	ATLANTA (Berkeley)	(34,319)
8/16	W	41-10	at Detroit	(30,055)*
8/24	L	14-25	PHILADELPHIA	(53,077)*
9/2	W	20-19	at San Francisco	(52,538)*
9/7	W	31-6	NEW YORK JETS (Berkeley)	(55,417)

**1975 (5-1)**

8/10	W	34-0	DETROIT (Berkeley)	(52,524)
8/17	W	24-21	PITTSBURGH (Berkeley)	(57,937)
8/23	W	22-7	at Atlanta	(43,151)*
8/30	W	40-21	SAN FRANCISCO	(52,866)*
9/5	W	31-20	at Dallas	(41,117)*
9/11	L	0-6	at L.A. Rams	(68,630)*

**1976 (5-1)**

7/31	W	27-14	DALLAS	(52,391)*
8/7	W	20-9	St. Louis at Phoenix, Ariz.	(33,216)*
8/13	W	41-17	at NY Jets (Yankee Stadium)	(10,726)*
8/21	L	14-23	L.A. RAMS	(52,615)*
8/29	W	14-9	at San Francisco	(52,704)
9/4	W	45-28	SEATTLE	(51,487)*

**1977 (4-2)**

8/8	W	40-0	HOUSTON	(51,777)*
8/13	L	13-20	CHICAGO	(52,909)*
8/18	L	10-12	at Seattle	(62,187)*
8/27	W	35-7	SAN DIEGO	(52,346)*
9/3	W	33-0	SAN FRANCISCO	(53,442)*
9/9	W	21-0	at L.A. Rams	(57,031)*

**1978 (2-2)**

8/5	W	14-13	at Chicago	(54,758)*
8/12	L	7-21	NEW ENGLAND	(53,335)*
8/20	W	31-14	at San Francisco	(58,658)
8/26	L	3-28	L.A. RAMS	(53,776)*

**1979 (3-2)**

7/28	W	20-13	Dallas at Canton, Ohio	(20,648)
8/4	L	14-20 (OT)	at L.A. Rams	(54,575)
8/11	W	41-10	SAN FRANCISCO	(53,503)*
8/19	L	14-35	at New England	(46,518)
8/25	W	48-21	BUFFALO	(52,440)*

**1980 (2-2)**

8/9	L	14-33	at San Francisco	(55,585)
8/16	W	31-29	NEW ENGLAND	(41,649)*
8/23	L	17-34	at Washington	(47,547)*
8/30	W	24-23	PHILADELPHIA	(41,230)*

**1981 (2-2)**

8/8	W	17-16	ATLANTA	(42,697)*
8/15	L	14-34	at Green Bay	(55,151)*
8/22	L	21-23	at New England	(43,032)
8/29	W	21-7	SAN FRANCISCO	(51,192)*

**1982 (2-2)**

8/14	W	17-14	at San Francisco	(61,065)
8/21	L	16-30	at Detroit	(59,924)*
8/29	W	24-3	GREEN BAY	(54,268)*
9/4	L	10-37	CLEVELAND	(53,460)*

**1983 (1-3)**

8/6	W	26-23 (OT)	SAN FRANCISCO	(41,337)*
8/13	L	17-20	at New York Jets	(51,454)*
8/20	L	21-27	CHICAGO	(41,032)*
8/26	L	17-20	at Cleveland	(64,486)*

**1984 (1-3)**

8/4	L	10-13	at San Francisco	(61,361)*
8/10	W	21-20	at Washington	(55,415)*
8/19	L	23-29	MIAMI	(47,060)
8/24	L	14-20	NEW YORK JETS	(53,072)*

**1985 (1-3)**

8/10	L	21-28	SAN FRANCISCO	(61,784)*
8/18	L	9-14	WASHINGTON	(56,939)
8/24	L	17-23	MIAMI	(55,414)*
8/30	W	26-7	at Cleveland	(44,926)*

**1986 (2-2)**

8/10	L	0-32	at San Francisco	(61,834)
8/16	W	24-19	DALLAS	(60,248)*
8/22	W	24-10	NEW ENGLAND	(52,061)*
8/28	L	22-25	CLEVELAND	(57,780)*

**1987 (1-3)**

8/15	L	16-42	SAN FRANCISCO	(53,838)*
8/22	L	3-7	BUFFALO	(47,281)*
8/30	W	34-10	at Dallas	(50,729)*
9/5	L	17-20	CHICAGO	(56,682)

\*Night game

**1988 (1-3)**

8/6	L	10-24	at San Francisco	(64,457)*
8/13	L	17-27	DALLAS	(50,071)
8/20	L	27-45	WASHINGTON	(45,982)*
8/26	W	37-22	Chicago	(63,079)*

**1989 (0-4)**

8/12	L	7-37	SAN FRANCISCO	(36,739)*
8/19	L	20-27	DALLAS	(39,154)*
8/26	L	21-23	Houston at Oakland	(50,642)*
9/2	L	38-41	CHICAGO	(39,061)

**1990 (4-1)**

8/5	L	10-17	New Orleans at London, England	(63,106)*
8/11	W	23-13	at San Francisco	(66,455)*
8/18	W	16-14	DALLAS	(31,120)
8/24	W	20-3	at Chicago	(66,946)*
9/1	W	34-7	SAN DIEGO	(30,326)

**1991 (3-2)**

7/27	L	17-24	SAN FRANCISCO	(51,513)
8/3	L	17-19	Miami at Tokyo, Japan	(51,122)*
8/12	W	13-10	at Dallas	(55,981)*
8/17	W	13-10	CHICAGO	(35,538)
8/23	W	17-7	at San Diego	(48,509)*

**1992 (1-3)**

8/8	L	10-24	at San Francisco	(52,505)*
8/15	L	16-19 (OT)	at L.A. Rams	(61,113)*
8/22	L	23-27	WASHINGTON	(53,424)
8/29	W	30-26	HOUSTON	(50,084)

**1993 (2-3)**

7/31	W	19-3	vs. Green Bay at Canton, Ohio	(23,863)
8/8	L	0-27	vs. San Francisco at Palo Alto	(82,908)
8/14	L	7-13	at Dallas	(62,557)*
8/20	L	7-18	at Indianapolis	(45,959)*
8/28	W	20-19	at L.A. Rams	(50,438)*

**1994 (4-1)**

7/31	W	25-22 (OT)	Denver at Barcelona, Spain	(37,406)*
8/7	W	27-19	at Dallas	(61,932)*
8/13	L	17-27	at Pittsburgh	(58,058)*
8/20	W	29-20	at L.A. Rams	(50,315)*
8/27	W	24-23	at Houston	(50,182)

**1995 (3-1)\*\***

8/5	W	27-14	at Dallas	(62,031)*
8/12	W	27-22	ST. LOUIS	(50,000)
8/18	L	17-20	at Minnesota	(45,306)*
8/25	W	32-24	NEW ENGLAND at Palo Alto	(51,709)*

**1996 (2-3)**

7/27	L	34-35	at Dallas	(61,524)*
8/2	W	26-3	at Arizona	(36,869)*
8/8	L	19-24	SEATTLE	(38,219)
8/15	L	6-27	at Atlanta	(30,553)*
8/23	W	44-27	N.Y. JETS	(40,795)*

**1997 (2-2)**

8/3	W	34-27	at Dallas	(61,028)*
8/8	L	24-37	GREEN BAY	(42,956)
8/16	W	18-16	NEW ORLEANS	(36,771)
8/22	L	13-15	at Arizona	(39,408)*

**1998 (2-2)**

8/8	W	16-3	at Dallas	(61,048)*
8/16	W	27-21	at Green Bay	(60,067)
8/24	L	7-41	TAMPA BAY	(32,017)*
8/29	L	14-21	ARIZONA	(31,858)

**1999 (3-1)**

8/7	W	18-17	at St. Louis	(45,449)*
8/15	W	10-3	DALLAS	(37,000)
8/30	L	8-16	SAN FRANCISCO	(61,901)*
9/3	W	43-7	ARIZONA	(42,076)

**2000 (3-1)**

8/5	L	17-31	at St. Louis	(64,125)
8/13	W	21-20	at Dallas	(56,878)
8/18	W	23-17	DETROIT	(32,365)
8/24	W	20-0	SEATTLE	(32,012)

<b>2001 (3-2)</b>			
8/4	W	21-14	DALLAS . . . . . (37,978)*
8/11	W	10-7	at Arizona . . . . . (33,482)*
8/19	L	17-20	at San Francisco . . . . . (67,817)
8/27	L	6-21	Dallas at Mexico City, Mexico . . . . . (88,309)*
8/31	W	24-13	GREEN BAY . . . . . (38,783)*
<b>2002 (2-2)</b>			
8/8	L	6-20	at Dallas . . . . . (62,836)*
8/15	L	14-24	at Tennessee . . . . . (68,531)*
8/24	W	17-10	SAN FRANCISCO . . . . . (40,120)*
8/29	W	31-3	ARIZONA . . . . . (35,738)*
<b>2003 (1-3)</b>			
8/8	W	7-6	ST. LOUIS . . . . . (37,341)*
8/14	L	10-14	at San Francisco . . . . . (65,856)*
8/22	L	6-21	MINNESOTA . . . . . (37,411)*
8/28	L	13-52	at Dallas . . . . . (53,078)*
<b>2004 (3-1)</b>			
8/14	W	30-33	at San Francisco . . . . . (63,854)*
8/21	L	20-21	DALLAS . . . . . (35,000)*
8/28	W	17-16	at Arizona . . . . . (35,070)*
9/2	W	28-24	ST. LOUIS . . . . . (38,499)*
<b>2005 (1-3)</b>			
8/13	L	13-21	at San Francisco . . . . . (61,446)*
8/20	L	17-19	at Houston . . . . . (70,116)*
8/26	L	16-17	ARIZONA . . . . . (36,408)*
9/1	W	13-6	NEW ORLEANS . . . . . (32,191)*
<b>2006 (4-1)</b>			
8/6	W	16-10	Philadelphia at Canton, Ohio . . . . . (22,200)*
8/14	W	16-13	at Minnesota . . . . . (63,278)*
8/20	W	23-7	SAN FRANCISCO . . . . . (47,849)*
8/25	W	21-3	DETROIT . . . . . (43,889)*
8/31	L	7-30	at Seattle . . . . . (67,158)*
<b>2007 (2-2)</b>			
8/11	W	27-23	ARIZONA . . . . . (39,911)*
8/18	L	21-26	at San Francisco . . . . . (68,107)*
8/24	W	20-10	ST. LOUIS . . . . . (44,131)*
8/30	L	14-19	at Seattle . . . . . (66,700)*
<b>2008 (1-3)</b>			
8/8	W	18-6	SAN FRANCISCO . . . . . (52,609)*
8/15	L	16-17	at Tennessee . . . . . (69,143)*
8/23	L	0-24	ARIZONA . . . . . (39,331)*
8/29	L	16-23	at Seattle . . . . . (67,163)*
<b>2009 (1-3)</b>			
8/13	W	31-10	DALLAS . . . . . (33,165)*
8/22	L	20-21	at San Francisco . . . . . (61,907)*
8/29	L	7-45	NEW ORLEANS . . . . . (32,585)
9/3	L	21-31	at Seattle . . . . . (66,697)*
<b>2010 (3-1)</b>			
8/12	W	17-9	at Dallas . . . . . (72,282)*
8/21	W	32-17	at Chicago . . . . . (60,207)*
8/28	L	24-28	SAN FRANCISCO . . . . . (42,248)*
9/2	W	27-24	SEATTLE . . . . . (23,957)*

\*Night game

\*\*\*First season of Raiders return to Oakland

# LEAGUE GAMES VS. ALL OPPONENTS

Opponent	1st Met	W	L	T	Win Pct.
Arizona Cardinals	1973	5	3	0	.625
Atlanta Falcons	1971	7	5	0	.583
Baltimore Ravens	1996	1	5	0	.167
Buffalo Bills	1960	19	16	0	.543
Carolina Panthers	1997	2	2	0	.500
Chicago Bears	1972	6	6	0	.500
Cincinnati Bengals	1968	18	8	0	.692
Cleveland Browns	1970	10	8	0	.556
Dallas Cowboys	1974	6	4	0	.600
Denver Broncos	1960	58	41	2	.586
Detroit Lions	1970	6	4	0	.600
Green Bay Packers	1972	5	5	0	.500
Houston Texans	2004	1	5	0	.167
Indianapolis Colts	1971	7	5	0	.583
Jacksonville Jaguars	1996	1	4	0	.200
Kansas City Chiefs	1960	47	52	2	.475
Miami Dolphins	1966	16	13	1	.552
Minnesota Vikings	1973	8	4	0	.666
New England Patriots	1960	14	14	1	.500
New Orleans Saints	1971	5	5	1	.500
New York Giants	1973	7	4	0	.636
New York Jets	1960	20	15	2	.571
Philadelphia Eagles	1971	5	5	0	.500
Pittsburgh Steelers	1970	10	9	0	.526
St. Louis Rams	1972	8	4	0	.667
San Diego Chargers	1960	56	44	2	.560
San Francisco 49ers	1970	6	6	0	.500
Seattle Seahawks	1977	28	23	0	.549
Tampa Bay Buccaneers	1976	6	1	0	.857
Tennessee Titans	1960	23	19	0	.548
Washington Redskins	1970	7	4	0	.636
<b>TOTALS</b>		<b>418</b>	<b>343</b>	<b>11</b>	<b>.549</b>

# LEAGUE GAMES VS. ALL OPPONENTS

## 1960 (6-8)

9/11	L	22-37	HOUSTON (Kezar) .....	(12,703)
9/16	L	16-34	DALLAS TEXANS (Kezar) .....	(8,021)*
9/25	W	14-13	at Houston (Jeppesen) .....	(12,241)
10/2	L	14-31	at Denver .....	(18,372)
10/9	W	20-19	at Dallas Texans (Cotton Bowl) .....	(21,000)
10/16	W	27-14	BOSTON (Kezar) .....	(11,500)
10/23	L	9-38	at Buffalo .....	(8,876)
10/28	W	28-27	at N.Y. Titans (Polo Grounds) .....	(10,000)*
11/4	L	28-34	at Boston (Boston U.) .....	(8,446)*
11/13	W	20-7	BUFFALO (Kezar) .....	(8,800)
11/27	L	28-52	at L.A. Chargers (Coliseum) .....	(15,075)
12/4	L	17-41	L.A. CHARGERS (Candlestick) .....	(12,061)
12/11	L	28-31	N.Y. TITANS (Candlestick) .....	(9,037)
12/17	W	48-10	DENVER (Candlestick) .....	(5,159)

## 1961 (2-12)

9/9	L	0-55	at Houston (Jeppesen) .....	(16,231)*
9/17	L	0-44	at San Diego (Balboa) .....	(20,216)
9/24	L	35-42	DALLAS TEXANS (Candlestick) .....	(6,737)
10/1	W	33-19	DENVER (Candlestick) .....	(8,361)
10/15	L	24-27	at Denver .....	(11,129)
10/22	L	10-41	SAN DIEGO (Candlestick) .....	(12,014)
10/29	L	6-14	N.Y. TITANS (Candlestick) .....	(7,138)
11/5	W	31-22	at Buffalo .....	(17,027)
11/11	L	12-23	at N.Y. Titans (Polo Grounds) .....	(16,811)*
11/17	L	17-20	at Boston (Boston U.) .....	(18,169)*
11/26	L	11-43	at Dallas Texans (Cotton Bowl) .....	(14,500)

12/3	L	21-26	BUFFALO (Candlestick)	(6,500)
12/10	L	21-35	BOSTON (Candlestick)	(6,500)
12/17	L	16-47	HOUSTON (Candlestick)	(4,821)
<b>1962 (1-13)</b>				
9/9	L	17-28	N.Y. TITANS (Youell)	(12,893)
9/23	L	16-26	DALLAS TEXANS (Youell)	(12,500)
9/30	L	33-42	SAN DIEGO (Youell)	(13,000)
10/5	L	7-44	at Denver	(22,452)*
10/14	L	6-23	DENVER (Youell)	(7,000)
10/20	L	6-14	at Buffalo	(21,037)*
10/26	L	16-26	at Boston (Boston U.)	(12,514)*
11/4	L	21-31	at N.Y. Titans (Polo Grounds)	(18,247)
11/11	L	20-28	HOUSTON (Youell)	(11,000)
11/18	L	6-10	BUFFALO (Youell)	(12,500)
11/25	L	7-35	at Dallas Texans (Cotton Bowl)	(13,557)
12/2	L	21-31	at San Diego (Balboa)	(17,874)
12/9	L	17-32	at Houston (Jeppesen)	(27,400)
12/16	W	20-0	BOSTON (Youell)	(8,000)
<b>1963 (10-4)</b>				
9/7	W	24-13	at Houston (Jeppesen)	(24,749)*
9/15	W	35-17	BUFFALO (Youell)	(17,568)
9/22	L	14-20	BOSTON (Youell)	(17,131)
9/28	L	7-10	at N.Y. Jets (Polo Grounds)	(17,100)*
10/5	L	0-12	at Buffalo	(24,846)*
10/11	L	14-20	at Boston (Fenway)	(26,494)*
10/20	W	49-26	N.Y. JETS (Youell)	(15,557)
10/27	W	34-33	at San Diego (Balboa)	(30,182)
11/3	W	10-7	KANSAS CITY (Youell)	(18,919)
11/8	W	22-7	at Kansas City (Municipal)	(24,879)*
11/28	W	26-10	at Denver	(14,763)
12/8	W	41-27	SAN DIEGO (Youell)	(20,249)
12/15	W	35-31	DENVER (Youell)	(15,223)
12/22	W	52-49	HOUSTON (Youell)	(17,401)
<b>1964 (5-7-2)</b>				
9/13	L	14-17	BOSTON (Youell)	(21,126)
9/19	L	28-42	at Houston (Jeppesen)	(26,482)*
9/27	L	9-21	KANSAS CITY (Youell)	(18,163)
10/3	L	20-23	at Buffalo	(36,451)*
10/10	L	13-35	at N.Y. Jets	(36,499)*
10/16	T	43-43	at Boston (Fenway)	(23,279)
10/25	W	40-7	DENVER (Youell)	(17,858)
11/1	L	17-31	at San Diego (Balboa)	(25,557)
11/8	L	7-42	at Kansas City	(21,023)
11/15	W	20-10	HOUSTON (Youell)	(16,375)
11/22	W	35-26	N.Y. JETS (Youell)	(15,589)
11/29	T	20-20	at Denver	(15,958)
12/6	W	16-13	BUFFALO (Youell)	(18,134)
12/20	W	21-20	SAN DIEGO (Youell)	(20,124)
<b>1965 (8-5-1)</b>				
9/12	W	37-10	KANSAS CITY (Youell)	(18,569)
9/19	L	6-17	SAN DIEGO (Youell)	(21,406)
9/26	W	21-17	HOUSTON (Youell)	(18,116)
10/3	L	12-17	at Buffalo	(41,246)
10/8	W	24-10	at Boston (Fenway)	(24,824)*
10/16	T	24-24	at N.Y. Jets	(54,890)*
10/24	W	30-21	BOSTON (Youell)	(20,585)
10/31	L	7-14	at Kansas City	(18,354)
11/7	W	33-21	at Houston (Rice)	(35,729)
11/14	L	14-17	BUFFALO (Youell)	(19,352)
11/21	W	28-20	at Denver	(30,369)
12/5	W	24-13	DENVER (Youell)	(19,023)
12/12	W	24-14	N.Y. JETS (Youell)	(19,013)
12/19	L	14-24	at San Diego (Balboa)	(26,056)
<b>1966 (8-5-1)</b>				
9/2	W	23-14	at Miami (Orange Bowl)	(26,776)*
9/10	L	0-31	at Houston (Rice)	(31,763)*
9/18	L	10-32	KANSAS CITY	(50,746)

\*Night game

9/25	L	20-29	SAN DIEGO	(37,183)
10/9	W	21-10	MIAMI	(30,787)
10/16	W	34-13	at Kansas City	(33,057)
10/23	W	24-21	at N.Y. Jets	(58,135)
10/30	L	21-24	at Boston (Fenway)	(26,941)
11/6	W	38-23	HOUSTON	(34,102)
11/13	W	41-19	at San Diego (Balboa)	(26,230)
11/20	W	17-3	at Denver	(26,703)
11/24	L	10-31	BUFFALO	(36,781)
12/3	T	28-28	N.Y. JETS	(32,144)
12/11	W	28-10	DENVER	(31,765)
<b>1967 (13-1)</b>				
9/10	W	51-0	DENVER	(25,423)
9/17	W	35-7	BOSTON	(26,289)
10/1	W	23-21	KANSAS CITY	(50,268)
10/7	L	14-27	at N.Y. Jets	(63,106)*
10/15	W	24-20	at Buffalo	(45,758)
10/22	W	48-14	at Boston (Fenway)	(25,057)
10/29	W	51-10	SAN DIEGO	(53,474)
11/5	W	21-17	at Denver	(29,043)
11/19	W	31-17	MIAMI	(37,295)
11/23	W	44-22	at Kansas City	(44,020)
12/3	W	41-21	at San Diego	(53,474)
12/10	W	19-7	at Houston (Rice)	(36,375)
12/17	W	38-29	N.Y. JETS	(53,011)
12/24	W	28-21	BUFFALO	(30,738)
<b>POSTSEASON (1-1)</b>				
12/31	W	40-7	HOUSTON (AFL Championship)	(53,330)
1/14	L	14-33	Green Bay (SB II at Miami)	(75,546)
<b>1968 (12-2)</b>				
9/15	W	48-6	at Buffalo	(43,057)
9/21	W	47-21	at Miami	(30,021)*
9/29	W	24-15	at Houston	(46,098)
10/6	W	41-10	BOSTON	(44,253)
10/13	L	14-23	SAN DIEGO	(53,257)
10/20	L	10-24	at Kansas City	(50,015)
10/27	W	31-10	CINCINNATI	(37,083)
11/3	W	38-21	KANSAS CITY	(53,357)
11/10	W	43-7	at Denver	(50,002)
11/17	W	43-32	N.Y. JETS	(53,118)
11/24	W	34-0	at Cincinnati (Nippert)	(27,116)
11/28	W	13-10	BUFFALO	(39,883)
12/8	W	33-27	DENVER	(47,754)
12/15	W	34-27	at San Diego	(40,698)
<b>POSTSEASON (1-1)</b>				
12/22	W	41-6	KANSAS CITY (AFL Playoff)	(53,357)
12/29	L	23-27	at N.Y. Jets (AFL Championship)	(62,627)
<b>1969 (12-1-1)</b>				
9/14	W	21-17	HOUSTON	(49,361)
9/20	W	20-17	MIAMI	(50,277)*
9/28	W	38-23	at Boston (Boston College)	(19,069)
10/4	T	20-20	at Miami	(35,614)*
10/12	W	24-14	at Denver	(49,511)
10/19	W	50-21	BUFFALO	(54,418)
10/26	W	24-12	at San Diego	(54,008)
11/2	L	17-31	at Cincinnati	(27,927)
11/9	W	41-10	DENVER	(54,416)
11/16	W	21-16	SAN DIEGO	(54,372)
11/23	W	27-24	at Kansas City	(51,982)
11/30	W	27-14	at N.Y. Jets	(63,865)
12/7	W	37-17	CINCINNATI	(54,427)
12/13	W	10-6	KANSAS CITY	(54,443)
<b>POSTSEASON (1-1)</b>				
12/21	W	56-7	HOUSTON (AFL Playoff)	(53,539)
1/4/70	L	7-17	KANSAS CITY (AFL Championship)	(54,544)
<b>1970 (8-4-2)</b>				
9/20	L	21-31	at Cincinnati	(56,616)

9/27	T	27-27	at San Diego	(42,109)
10/3	L	13-20	at Miami	(57,540)*
10/11	W	35-23	DENVER	(54,436)
10/19	W	34-20	WASHINGTON	(54,471)*
10/25	W	31-14	PITTSBURGH	(54,423)
11/1	T	17-17	at Kansas City	(51,334)
11/8	W	23-20	CLEVELAND	(54,463)
11/15	W	24-19	at Denver	(50,959)
11/22	W	20-17	SAN DIEGO	(54,594)
11/26	L	14-28	at Detroit (Tiger Stadium)	(56,597)
12/6	W	14-13	at N.Y. Jets	(62,905)
12/12	W	20-6	KANSAS CITY	(54,496)
12/20	L	7-38	SAN FRANCISCO	(54,535)
<b>POSTSEASON (1-1)</b>				
12/27	W	21-14	MIAMI (AFC Playoff)	(54,401)
1/3/71	L	17-27	at Baltimore (AFC Championship)	(56,368)
<b>1971 (8-4-2)</b>				
9/19	L	6-20	at New England (Schaefer)	(55,405)
9/26	W	34-0	at San Diego	(54,084)
10/4	W	34-20	at Cleveland	(84,285)*
10/10	W	27-16	at Denver	(51,200)
10/17	W	34-10	PHILADELPHIA	(54,615)
10/24	W	31-27	CINCINNATI	(54,699)
10/31	T	20-20	KANSAS CITY	(54,715)
11/7	T	21-21	at New Orleans (Tulane)	(83,102)
11/14	W	41-21	HOUSTON	(54,705)
11/21	W	34-33	SAN DIEGO	(54,681)
11/28	L	14-37	BALTIMORE	(54,689)
12/5	L	13-24	at Atlanta	(58,850)
12/12	L	14-16	at Kansas City	(51,215)
12/19	W	21-13	DENVER	(54,651)
<b>1972 (10-3-1)</b>				
9/17	L	28-34	at Pittsburgh	(50,141)
9/24	W	20-14	at Green Bay	(56,263)
10/1	T	17-17	SAN DIEGO	(53,455)
10/9	W	34-0	at Houston	(51,378)*
10/15	W	28-16	BUFFALO	(53,501)
10/22	L	23-30	DENVER	(53,551)
10/29	W	45-17	L.A. RAMS	(54,660)
11/5	L	14-27	at Kansas City	(82,094)
11/12	W	20-14	at Cincinnati	(59,485)
11/19	W	37-20	at Denver	(51,656)
11/26	W	26-3	KANSAS CITY	(54,801)
12/3	W	21-19	at San Diego	(54,611)
12/11	W	24-16	N.Y. JETS	(54,843)*
12/17	W	28-21	CHICAGO	(54,711)
<b>POSTSEASON (0-1)</b>				
12/23	L	7-13	at Pittsburgh (AFC Playoff)	(50,350)
<b>1973 (9-4-1)</b>				
9/16	L	16-24	at Minnesota	(46,619)
9/23	W	12-7	MIAMI (Berkeley)	(74,121)
9/30	L	3-16	at Kansas City	(72,621)
10/7	W	17-10	at St. Louis	(49,051)
10/14	W	27-17	at San Diego	(52,630)
10/22	T	23-23	at Denver	(51,270)*
10/28	W	34-21	at Baltimore	(59,008)
11/4	W	42-0	N.Y. GIANTS	(53,964)
11/11	L	9-17	PITTSBURGH	(53,987)
11/18	L	3-7	CLEVELAND	(53,889)
11/25	W	31-3	SAN DIEGO	(53,562)
12/2	W	17-6	at Houston	(25,801)
12/8	W	37-7	KANSAS CITY	(53,061)
12/16	W	21-17	DENVER	(54,020)
<b>POSTSEASON (1-1)</b>				
12/22	W	33-14	PITTSBURGH (AFC Playoff)	(53,662)
12/30	L	10-27	at Miami (AFC Championship)	(80,047)

\*Night game

**1974 (12-2)**

9/16	L	20-21	at Buffalo	(80,020)*
9/22	W	27-7	KANSAS CITY	(52,471)
9/29	W	17-0	at Pittsburgh	(48,304)
10/6	W	40-24	at Cleveland	(69,907)
10/13	W	14-10	at San Diego	(40,539)
10/20	W	30-27	CINCINNATI	(54,020)
10/27	W	35-24	at San Francisco	(61,385)
11/3	W	28-17	at Denver	(51,706)
11/10	W	35-13	DETROIT	(54,020)
11/17	W	17-10	SAN DIEGO	(53,880)
11/24	L	17-20	DENVER	(54,020)
12/1	W	41-26	NEW ENGLAND	(54,020)
12/8	W	7-6	at Kansas City	(76,711)
12/14	W	27-23	DALLAS	(54,020)*

**POSTSEASON (1-1)**

12/21	W	28-26	MIAMI (AFC Playoff)	(54,020)
12/29	L	13-24	PITTSBURGH (AFC Championship)	(54,004)

**1975 (11-3)**

9/22	W	31-21	at Miami	(78,744)*
9/28	W	31-20	at Baltimore	(41,023)
10/5	W	6-0	at San Diego	(34,147)
10/12	L	10-42	at Kansas City	(63,870)
10/19	L	10-14	at Cincinnati	(56,058)
10/26	W	25-0	SAN DIEGO	(53,791)
11/2	W	42-17	at Denver	(52,868)
11/9	W	48-10	NEW ORLEANS	(53,764)
11/16	W	38-17	CLEVELAND	(53,944)
11/23	W	26-23 (OT)	at Washington	(55,004)
11/30	W	37-34 (OT)	ATLANTA	(53,804)
12/8	W	17-10	DENVER	(54,037)*
12/14	L	26-27	HOUSTON	(54,020)
12/21	W	28-20	KANSAS CITY	(54,020)

**POSTSEASON (1-1)**

12/28	W	31-28	CINCINNATI (AFC Playoff)	(53,994)
1/4/76	L	10-16	at Pittsburgh (AFC Championship)	(49,103)

**1976 (13-1)**

9/12	W	31-28	PITTSBURGH	(52,718)
9/20	W	24-21	at Kansas City	(63,225)*
9/26	W	14-13	at Houston	(45,426)
10/3	L	17-48	at New England	(59,837)
10/10	W	27-17	at San Diego	(52,546)
10/17	W	17-10	at Denver	(63,532)
10/24	W	18-14	GREEN BAY	(53,751)
10/31	W	19-6	DENVER	(53,805)
11/7	W	28-27	at Chicago	(57,359)
11/14	W	21-10	KANSAS CITY	(53,795)
11/21	W	26-7	at Philadelphia	(65,990)
11/28	W	49-16	TAMPA BAY	(53,249)
12/6	W	35-20	CINCINNATI	(54,037)*
12/12	W	24-0	SAN DIEGO	(53,658)

**POSTSEASON (3-0)**

12/18	W	24-21	NEW ENGLAND (AFC Playoff)	(54,037)
12/26	W	24-7	PITTSBURGH (AFC Championship)	(53,821)
1/9/77	W	32-14	Minnesota (SB XI at Pasadena)	(103,424)

**1977 (11-3)**

9/18	W	24-0	SAN DIEGO	(52,960)
9/25	W	16-7	at Pittsburgh	(50,398)
10/3	W	37-28	at Kansas City	(63,393)*
10/9	W	26-10	at Cleveland	(81,503)
10/16	L	7-30	DENVER	(54,598)
10/23	W	28-27	at N.Y. Jets	(60,359)
10/30	W	24-14	at Denver	(75,086)
11/6	W	44-7	SEATTLE	(54,027)
11/13	W	34-29	HOUSTON	(54,598)
11/20	L	7-12	at San Diego	(52,127)
11/28	W	34-13	BUFFALO	(54,598)*
12/4	L	14-20	at L.A. Rams	(71,039)

12/11	W	35-13	MINNESOTA	(54,598)
12/18	W	21-20	KANSAS CITY	(54,499)
<b>POSTSEASON (1-1)</b>				
12/24	W	37-31 (OT)	at Baltimore (AFC Playoff)	(60,763)
1/1/78	L	17-20	at Denver (AFC Championship)	(75,044)
<b>1978 (9-7)</b>				
9/3	L	6-14	at Denver	(75,092)
9/10	W	21-20	at San Diego	(52,469)
9/17	W	28-3	at Green Bay	(56,212)
9/24	L	14-21	NEW ENGLAND	(53,500)*
10/1	W	25-19 (OT)	at Chicago	(57,359)
10/8	W	21-17	HOUSTON	(54,468)
10/15	W	28-6	KANSAS CITY	(54,422)
10/22	L	7-27	at Seattle	(64,799)
10/29	L	23-27	SAN DIEGO	(54,599)
11/5	W	20-10	at Kansas City	(77,857)
11/13	W	34-21	at Cincinnati	(56,524)*
11/19	W	29-17	DETROIT	(54,422)
11/26	L	16-17	SEATTLE	(54,599)
12/3	L	6-21	DENVER	(54,616)*
12/10	L	6-23	at Miami	(75,419)
12/17	W	27-20	MINNESOTA	(54,599)
<b>1979 (9-7)</b>				
9/2	W	24-17	at L.A. Rams	(63,925)
9/9	L	10-30	at San Diego	(52,413)
9/16	L	10-27	at Seattle	(64,761)
9/23	L	7-35	at Kansas City	(69,308)
9/30	W	27-3	DENVER	(54,599)
10/8	W	13-3	MIAMI	(54,600)*
10/14	W	50-19	ATLANTA	(54,446)
10/21	L	19-28	at N.Y. Jets	(60,372)
10/25	W	45-22	SAN DIEGO	(54,583)*
11/4	W	23-10	SAN FRANCISCO	(54,583)
11/11	L	17-31	at Houston	(53,383)
11/18	L	21-24	KANSAS CITY	(54,583)
11/25	W	14-10	at Denver	(75,103)
12/3	W	42-35	at New Orleans	(71,323)*
12/9	W	19-14	CLEVELAND	(54,583)
12/16	L	24-29	SEATTLE	(54,538)
<b>1980 (11-5)</b>				
9/7	W	27-14	at Kansas City	(57,055)
9/14	L	24-30 (OT)	at San Diego	(52,675)
9/21	W	24-21	WASHINGTON	(47,335)
9/28	L	7-24	at Buffalo	(80,020)
10/5	L	17-31	KANSAS CITY	(43,513)
10/12	W	38-24	SAN DIEGO	(49,009)
10/20	W	45-34	at Pittsburgh	(53,940)*
10/26	W	33-14	SEATTLE	(51,141)
11/2	W	16-10	MIAMI	(48,473)
11/9	W	28-17	CINCINNATI	(46,070)
11/17	W	19-17	at Seattle	(64,771)*
11/23	L	7-10	at Philadelphia	(71,522)
12/1	W	9-3	DENVER	(54,563)
12/7	L	13-19	DALLAS	(54,578)
12/14	W	24-21	at Denver	(75,103)
12/21	W	33-17	at N.Y. Giants	(76,734)
<b>POSTSEASON (4-0)</b>				
12/28	W	27-7	HOUSTON (AFC Wild Card Playoff)	(54,539)
1/4/81	W	14-12	at Cleveland (AFC Playoff)	(79,473)
1/11/81	W	34-27	at San Diego (AFC Championship)	(52,675)
1/25/81	W	27-10	Philadelphia (SB XV at New Orleans)	(75,500)
<b>1981 (7-9)</b>				
9/6	L	7-9	at Denver	(75,123)
9/14	W	36-10	at Minnesota	(48,446)*
9/20	W	20-10	SEATTLE	(47,141)
9/27	L	0-16	at Detroit	(80,638)
10/4	L	0-17	DENVER	(52,434)

\*Night game

10/11	L	0-27	at Kansas City	(77,992)
10/18	W	18-16	TAMPA BAY	(44,811)
10/25	L	17-28	KANSAS CITY	(45,783)
11/1	W	27-17	NEW ENGLAND	(46,796)
11/8	L	16-17	at Houston	(53,465)
11/15	W	33-17	at Miami	(67,531)
11/22	L	21-55	SAN DIEGO	(54,568)
11/29	W	32-31	at Seattle	(64,750)
12/7	W	30-27	PITTSBURGH	(54,555)*
12/13	L	6-23	CHICAGO	(45,825)
12/21	L	10-23	at San Diego	(52,975)*

**1982 (8-1)**

9/12	W	23-17	at San Francisco	(61,125)
9/19	W	38-14	at Atlanta	(59,719)
11/22	W	28-24	SAN DIEGO (L.A. Coliseum)	(55,060)*
11/28	L	17-31	at Cincinnati	(59,446)
12/5	W	28-23	SEATTLE	(52,250)
12/12	W	21-16	at Kansas City	(37,043)
12/18	W	37-31	L.A. RAMS	(65,776)
12/26	W	27-10	DENVER	(54,107)
1/2/83	W	41-34	at San Diego	(52,664)

**POSTSEASON (1-1)**

1/8/83	W	27-10	CLEVELAND (AFC Playoff Round 1)	(57,246)
1/15/83	L	14-17	N.Y. JETS (AFC Playoff Round 2)	(90,688)

**1983 (12-4)**

9/4	W	20-10	at Cincinnati	(55,904)
9/11	W	20-6	HOUSTON	(43,609)
9/19	W	27-14	MIAMI	(60,696)*
9/25	W	22-7	at Denver	(75,103)
10/2	L	35-37	at Washington	(55,045)
10/9	W	21-20	KANSAS CITY	(46,596)
10/16	L	36-38	at Seattle	(64,880)
10/23	W	40-38	at Dallas	(65,070)*
10/30	L	21-34	SEATTLE	(54,562)
11/6	W	28-20	at Kansas City	(77,865)
11/13	W	22-20	DENVER	(57,562)
11/20	W	27-24	at Buffalo	(73,586)
11/27	W	27-12	N.Y. GIANTS	(49,103)
12/1	W	42-10	at San Diego	(49,956)*
12/11	L	24-34	ST. LOUIS	(43,869)
12/18	W	30-14	SAN DIEGO	(64,779)

**POSTSEASON (3-0)**

1/1/84	W	38-10	PITTSBURGH (AFC Divisional Playoff)	(92,434)
1/8/84	W	30-14	SEATTLE (AFC Championship)	(92,335)
1/22/84	W	38-9	Washington (SB XVIII at Tampa)	(72,920)

**1984 (11-5)**

9/2	W	24-14	at Houston	(52,678)
9/9	W	28-7	GREEN BAY	(54,057)
9/16	W	22-20	at Kansas City	(77,260)
9/24	W	33-30	SAN DIEGO	(80,674)*
9/30	L	13-16	at Denver	(75,100)
10/7	W	28-14	SEATTLE	(80,929)
10/14	W	23-20	MINNESOTA	(54,323)
10/21	W	44-37	at San Diego	(60,183)
10/28	L	19-22 (OT)	DENVER	(92,469)
11/4	L	6-17	at Chicago	(65,790)
11/12	L	14-17	at Seattle	(64,931)*
11/18	W	17-7	KANSAS CITY	(61,015)
11/25	W	21-7	INDIANAPOLIS	(49,423)
12/2	W	45-34	at Miami	(75,151)
12/10	W	24-3	at Detroit	(70,742)*
12/16	L	7-13	PITTSBURGH	(87,291)

**POSTSEASON (0-1)**

12/22	L	7-13	at Seattle (AFC Wild Card Playoff)	(64,910)
-------	---	------	------------------------------------	----------

**1985 (12-4)**

9/8	W	31-0	N.Y. JETS	(61,009)
9/12	L	20-36	at Kansas City	(74,359)*
9/22	L	10-34	SAN FRANCISCO	(92,487)

9/29	W	35-20	at New England	(60,793)
10/6	W	19-10	KANSAS CITY	(61,409)
10/13	W	23-13	NEW ORLEANS	(56,269)
10/20	W	21-20	at Cleveland	(79,833)
10/28	W	34-21	SAN DIEGO	(72,022)*
11/3	L	3-33	at Seattle	(64,924)
11/10	L	34-40 (OT)	at San Diego	(60,142)
11/17	W	13-6	CINCINNATI	(59,012)
11/24	W	31-28 (OT)	DENVER	(79,039)
12/1	W	34-24	at Atlanta	(44,712)
12/8	W	17-14 (OT)	at Denver	(75,100)
12/15	W	13-3	SEATTLE	(81,201)
12/23	W	16-6	at L.A. Rams	(68,904)*
<b>POSTSEASON (0-1)</b>				
1/5/86	L	20-27	New England (AFC Playoff)	(89,289)
<b>1986 (8-8)</b>				
9/7	L	36-38	at Denver	(75,898)
9/14	L	6-10	at Washington	(55,622)
9/21	L	9-14	N.Y. GIANTS	(73,318)
9/28	W	17-13	SAN DIEGO	(67,147)
10/5	W	24-17	at Kansas City	(78,671)
10/12	W	14-10	SEATTLE	(73,055)
10/19	W	30-28	at Miami	(75,284)
10/26	W	28-17	at Houston	(46,459)
11/2	L	10-21	DENVER	(92,496)
11/9	W	17-13	at Dallas	(63,147)
11/16	W	27-14	CLEVELAND	(70,030)
11/20	W	37-31 (OT)	at San Diego	(60,692)*
11/30	L	27-33 (OT)	PHILADELPHIA	(60,117)
12/8	L	0-37	at Seattle	(64,944)*
12/14	L	17-20	KANSAS CITY	(68,771)
12/21	L	24-30	INDIANAPOLIS	(55,147)
<b>1987 (5-10)</b>				
9/13	W	20-0	at Green Bay	(56,999)
9/20	W	27-7	DETROIT	(52,105)
10/4	W	35-17	KANSAS CITY	(26,645)
10/12	L	14-30	at Denver	(63,452)*
10/18	L	17-23	SAN DIEGO	(34,807)
10/25	L	13-35	SEATTLE	(59,010)
11/1	L	23-26	at New England	(61,000)
11/8	L	20-31	at Minnesota	(63,208)
11/15	L	14-16	at San Diego	(61,970)
11/22	L	17-23	DENVER	(68,116)
11/30	W	37-14	at Seattle	(64,640)*
12/6	W	34-21	BUFFALO	(52,100)
12/13	L	10-16	at Kansas City	(70,219)
12/20	L	17-24	CLEVELAND	(51,019)
12/27	L	3-6	CHICAGO	(86,011)
<b>1988 (7-9)</b>				
9/4	W	24-13	SAN DIEGO	(45,171)
9/11	L	35-38	at Houston	(47,305)
9/18	L	17-22	L.A. RAMS	(86,027)
9/26	W	30-27 (OT)	at Denver	(76,180)*
10/2	L	21-45	CINCINNATI	(45,584)
10/9	L	14-24	MIAMI	(55,178)
10/16	W	27-17	at Kansas City	(78,516)
10/23	L	6-20	at New Orleans	(69,134)
10/30	W	17-10	KANSAS CITY	(44,032)
11/6	W	13-3	at San Diego	(60,786)*
11/13	W	9-3	at San Francisco	(64,523)
11/20	L	6-12	ATLANTA	(48,108)
11/28	L	27-35	at Seattle	(64,627)*
12/4	W	21-20	DENVER	(69,201)
12/11	L	21-37	at Buffalo	(80,217)
12/18	L	37-43	SEATTLE	(66,540)

\*Night game

**1989 (8-8)**

9/10	W	40-14	SAN DIEGO	(43,086)
9/17	L	19-24	at Kansas City	(77,649)
9/24	L	21-31	at Denver	(76,055)
10/1	L	20-24	SEATTLE	(48,002)
10/9	W	14-7	at N.Y. Jets	(76,891)*
10/15	W	20-14	KANSAS CITY	(44,131)
10/22	L	7-10	at Philadelphia	(66,883)
10/29	W	37-24	WASHINGTON	(56,763)
11/5	W	28-7	CINCINNATI	(54,241)
11/12	L	12-14	at San Diego	(62,257)*
11/19	L	7-23	at Houston	(61,824)
11/26	W	24-21	NEW ENGLAND	(41,349)
12/3	W	16-13 (OT)	DENVER	(90,016)
12/10	W	16-14	PHOENIX	(46,053)
12/17	L	17-23	at Seattle	(64,632)*
12/24	L	17-34	at N.Y. Giants	(77,073)

**1990 (12-4)**

9/9	W	14-9	DENVER	(55,684)
9/16	W	17-13	at Seattle	(64,531)
9/23	W	20-3	PITTSBURGH	(51,063)
9/30	W	24-10	CHICAGO	(81,237)
10/7	L	24-38	at Buffalo	(80,332)*
10/14	W	24-17	SEATTLE	(51,101)
10/21	W	24-9	at San Diego	(62,565)
11/4	L	7-9	at Kansas City	(77,937)
11/11	L	16-29	GREEN BAY	(52,638)
11/19	W	13-10	at Miami	(72,393)*
11/25	L	24-27	KANSAS CITY	(65,303)
12/2	W	23-20	at Denver	(76,109)
12/10	W	38-31	at Detroit	(80,066)*
12/16	W	24-7	CINCINNATI	(55,110)
12/22	W	28-24	at Minnesota	(63,314)
12/30	W	17-12	SAN DIEGO	(64,445)

**POSTSEASON (1-1)**

1/13/91	W	20-10	CINCINNATI (AFC Playoff)	(92,488)
1/20/91	L	3-51	at Buffalo (AFC Championship)	(80,632)

**1991 (9-7)**

9/1	L	17-47	at Houston	(62,425)
9/8	W	16-13	DENVER	(50,812)
9/15	W	16-0	INDIANAPOLIS	(42,008)
9/22	L	17-21	at Atlanta	(59,241)
9/29	W	12-6	SAN FRANCISCO	(92,488)
10/6	L	13-21	SAN DIEGO	(46,029)
10/13	W	23-20 (OT)	at Seattle	(64,605)*
10/20	W	20-17	L.A. RAMS	(86,203)
10/28	L	21-24	at Kansas City	(77,870)*
11/10	W	17-16	at Denver	(76,087)
11/17	W	31-7	SEATTLE	(50,302)
11/24	W	38-14	at Cincinnati	(60,046)
12/1	W	9-7	at San Diego	(61,610)*
12/8	L	27-30 (OT)	BUFFALO	(86,746)
12/16	L	0-27	at New Orleans	(68,625)*
12/22	L	21-27	KANSAS CITY	(67,012)

**POSTSEASON (0-1)**

12/28	L	6-10	at Kansas City (AFC Wild Card Playoff)	(77,191)
-------	---	------	--	----------

**1992 (7-9)**

9/6	L	13-17	at Denver	(75,758)*
9/13	L	21-24 (OT)	at Cincinnati	(58,445)
9/20	L	16-28	CLEVELAND	(48,537)
9/28	L	7-27	at Kansas City	(77,622)
10/4	W	13-10	N.Y. GIANTS	(43,103)
10/11	W	20-3	BUFFALO	(53,017)
10/18	W	19-0	at Seattle	(65,896)
10/25	L	13-28	DALLAS	(92,488)
11/8	L	10-31	at Philadelphia	(66,726)
11/15	W	20-3	SEATTLE	(58,564)
11/22	W	24-0	DENVER	(50,129)

11/29	L	3-27	at San Diego	(62,350)
12/6	W	28-7	KANSAS CITY	(45,227)
12/14	L	7-20	at Miami	(72,220)*
12/20	L	14-36	SAN DIEGO	(40,430)
12/26	W	21-20	at Washington	(56,454)

**1993 (10-6)**

9/5	W	24-7	MINNESOTA	(45,136)
9/12	W	17-13	at Seattle	(65,639)*
9/19	L	16-19	CLEVELAND	(49,101)
10/3	L	9-24	at Kansas City	(78,263)
10/10	W	24-20	N.Y. JETS	(42,156)
10/18	W	23-20	at Denver	(75,937)*
10/31	L	23-30	SAN DIEGO	(46,090)
11/7	W	16-14	at Chicago	(66,950)
11/14	L	20-31	KANSAS CITY	(67,800)
11/21	W	12-7	at San Diego	(63,059)
11/28	L	10-16	at Cincinnati	(59,305)
12/5	W	25-24	at Buffalo	(79,680)
12/12	W	27-23	SEATTLE	(38,540)
12/19	W	27-20	TAMPA BAY	(42,453)
12/26	L	0-28	at Green Bay	(59,507)
1/2/94	W	33-30 (OT)	DENVER	(67,800)
<b>POSTSEASON (1-1)</b>				
1/9/94	W	42-24	DENVER (AFC Wild Card Playoff)	(67,800)
1/15/94	L	23-29	at Buffalo (AFC Playoff)	(80,290)

**1994 (9-7)**

9/5	L	14-44	at San Francisco	(69,357)*
9/11	L	9-38	SEATTLE	(48,040)
9/18	W	48-16	at Denver	(75,959)
9/25	L	24-26	SAN DIEGO	(56,037)
10/9	W	21-17	at New England	(60,992)
10/16	L	17-20 (OT)	at Miami	(74,207)
10/23	W	30-17	ATLANTA	(43,190)
10/30	W	17-14	HOUSTON	(43,221)
11/6	L	3-13	at Kansas City	(79,450)*
11/13	W	20-17	at L.A. Rams	(68,899)
11/20	W	24-19	New Orleans	(43,080)
11/27	L	3-21	PITTSBURGH	(60,399)
12/5	W	24-17	at San Diego	(63,604)*
12/11	W	23-13	DENVER	(60,146)
12/18	W	17-16	at Seattle	(65,991)*
12/24	L	9-19	KANSAS CITY	(67,642)

**1995 (8-8)\*\*\***

9/3	W	17-7	SAN DIEGO	(50,323)
9/10	W	20-8	at Washington	(56,454)
9/17	L	17-23 (OT)	at Kansas City	(79,359)
9/24	W	48-17	PHILADELPHIA	(50,101)
10/1	W	47-10	at N.Y. Jets	(77,716)*
10/8	W	34-14	SEATTLE	(50,732)
10/16	L	0-27	at Denver	(75,964)*
10/22	W	30-17	INDIANAPOLIS	(54,444)
11/5	W	20-17	at Cincinnati	(59,864)
11/12	W	17-13	at N.Y. Giants	(78,005)
11/19	L	21-34	DALLAS	(54,444)
11/27	L	6-12	at San Diego	(63,177)*
12/3	L	23-29	KANSAS CITY	(54,444)
12/10	L	10-29	PITTSBURGH	(54,444)
12/17	L	10-44	at Seattle	(66,127)*
12/24	L	28-31	DENVER	(54,444)

**1996 (7-9)**

9/1	L	14-19	at Baltimore	(64,496)
9/8	L	3-19	at Kansas City	(79,523)
9/15	W	17-3	Jacksonville	(46,433)
9/22	L	34-40	SAN DIEGO	(49,249)
9/29	L	17-19	at Chicago	(66,944)
10/6	W	34-13	at N.Y. Jets	(77,716)

\*Night game

\*\*\*First season of Raiders return to Oakland

10/13	W	37-21	DETROIT.....	(50,125)
10/21	W	23-14	at San Diego.....	(62,583)*
11/4	L	21-22	DENVER.....	(61,656)*
11/10	L	17-20 (OT)	at Tampa Bay.....	(46,300)
11/17	L	13-16 (OT)	MINNESOTA.....	(47,175)*
11/24	W	27-21	at Seattle.....	(55,057)
12/1	W	17-7	MIAMI.....	(61,436)
12/9	W	26-7	KANSAS CITY.....	(61,587)*
12/15	L	19-24	at Denver.....	(75,896)
12/22	L	21-28	SEATTLE.....	(47,357)

**1997 (4-12)**

8/31	L	21-24 (OT)	at Tennessee.....	(30,171)
9/8	L	27-28	KANSAS CITY.....	(61,523)*
9/14	W	36-31	at Atlanta.....	(47,922)
9/21	L	22-23	at N.Y. Jets.....	(77,716)
9/28	W	35-17	ST. LOUIS.....	(42,506)
10/5	L	10-25	SAN DIEGO.....	(43,648)
10/19	W	28-25	DENVER.....	(57,006)
10/26	L	34-45	at Seattle.....	(66,624)
11/2	L	14-38	at Carolina.....	(71,064)
11/9	L	10-13	NEW ORLEANS.....	(40,091)
11/16	W	38-13	at San Diego.....	(65,714)*
11/24	L	3-31	at Denver.....	(75,953)*
11/30	L	16-34	MIAMI.....	(50,569)
12/7	L	0-30	at Kansas City.....	(79,818)
12/14	L	21-22	SEATTLE.....	(40,124)
12/21	L	9-20	JACKSONVILLE.....	(40,032)

**1998 (8-8)**

9/6	L	8-28	at Kansas City.....	(79,765)
9/13	W	20-17	N.Y. GIANTS.....	(40,545)
9/20	L	17-34	DENVER.....	(56,578)
9/27	W	13-12	at Dallas.....	(63,544)
10/4	W	23-20	at Arizona.....	(53,240)
10/11	W	7-6	SAN DIEGO.....	(42,467)
10/25	W	27-10	CINCINNATI.....	(40,089)
11/1	W	31-18	at Seattle.....	(66,246)*
11/8	L	10-13	at Baltimore.....	(69,037)
11/15	W	20-17	SEATTLE.....	(51,527)
11/22	L	14-40	at Denver.....	(75,931)
11/29	L	19-29	WASHINGTON.....	(41,409)
12/6	L	17-27	MIAMI.....	(61,254)
12/13	L	21-44	at Buffalo.....	(62,002)
12/20	W	17-10	at San Diego.....	(60,716)
12/26	L	24-31	KANSAS CITY.....	(52,679)

**1999 (8-8)**

9/12	L	24-28	at Green Bay.....	(59,872)
9/19	W	22-17	at Minnesota.....	(64,080)
9/26	W	24-17	CHICAGO.....	(50,458)
10/3	L	21-22	at Seattle.....	(66,400)*
10/10	L	13-16	DENVER.....	(55,704)
10/17	W	20-14	at Buffalo.....	(71,113)
10/24	W	24-23	N.Y. JETS.....	(47,326)
10/31	L	9-16	MIAMI.....	(61,556)
11/14	W	28-9	SAN DIEGO.....	(43,353)
11/22	L	21-27 (OT)	at Denver.....	(70,012)*
11/28	L	34-37	KANSAS CITY.....	(48,632)
12/5	W	30-21	SEATTLE.....	(44,716)
12/9	L	14-21	at Tennessee.....	(66,357)*
12/19	W	45-0	TAMPA BAY.....	(46,395)
12/26	L	20-23	at San Diego.....	(63,846)
1/2	W	41-38 (OT)	at Kansas City.....	(79,026)

**2000 (12-4)**

9/3	W	9-6	SAN DIEGO.....	(56,373)
9/10	W	38-31	at Indianapolis.....	(56,769)
9/17	L	24-33	DENVER.....	(62,078)
9/24	W	36-10	CLEVELAND.....	(45,702)
10/8	W	34-28 (OT)	at San Francisco.....	(68,344)
10/15	W	20-17	at Kansas City.....	(79,025)

10/22	W	31-3	SEATTLE	(57,490)
10/29	W	15-13	at San Diego	(66,659)*
11/5	W	49-31	KANSAS CITY	(62,428)
11/13	L	24-27	at Denver	(75,951)*
11/19	W	31-22	at New Orleans	(64,900)
11/26	W	41-14	ATLANTA	(55,175)
12/3	L	20-21	at Pittsburgh	(55,811)
12/10	W	31-7	N.Y. JETS	(62,632)*
12/16	L	24-27	at Seattle	(68,681)
12/24	W	52-9	CAROLINA	(60,637)
<b>POSTSEASON (1-1)</b>				
1/6/01	W	27-0	MIAMI (AFC Divisional Playoff)	(61,998)
1/14/01	L	3-16	BALTIMORE (AFC Championship)	(62,748)
<b>2001 (10-6)</b>				
9/9	W	27-24	at Kansas City	(78,844)
9/23	L	15-18	at Miami	(73,404)
9/30	W	38-14	SEATTLE	(54,629)
10/7	W	28-21	DALLAS	(61,535)
10/14	W	23-18	at Indianapolis	(56,972)*
10/28	W	20-10	at Philadelphia	(65,342)
11/5	W	38-28	DENVER	(62,637)*
11/11	L	27-34	at Seattle	(67,231)*
11/18	W	34-24	SAN DIEGO	(61,960)
11/25	W	28-10	at N.Y. Giants	(78,756)
12/2	L	31-34 (OT)	ARIZONA	(46,601)
12/9	W	28-26	KANSAS CITY	(60,784)
12/15	W	13- 6	at San Diego	(67,349)*
12/22	L	10-13	TENNESSEE	(61,934)*
12/30	L	17-23	at Denver	(75,582)
1/6/02	L	22-24	N.Y. JETS	(62,011)
<b>POSTSEASON (1-1)</b>				
1/12/02	W	38-24	N.Y. JETS (AFC Wild Card Playoff)	(61,503)
1/19/02	L	13-16 (OT)	at New England (AFC Divisional Playoff)	(60,292)*
<b>2002 (11-5)</b>				
9/8	W	31-17	SEATTLE	(53,260)
9/15	W	30-17	at Pittsburgh	(62,260)*
9/29	W	52-25	TENNESSEE	(58,719)
10/6	W	49-31	at Buffalo	(73,038)
10/13	L	13-28	at St. Louis	(66,070)
10/20	L	21-27 (OT)	SAN DIEGO	(60,974)
10/27	L	10-20	at Kansas City	(78,685)
11/3	L	20-23 (OT)	SAN FRANCISCO	(62,660)
11/11	W	34-10	at Denver	(76,643)*
11/17	W	27-20	NEW ENGLAND	(62,552)*
11/24	W	41-20	at Arizona	(58,814)
12/2	W	26-20	N.Y. JETS	(62,257)*
12/8	W	27-7	at San Diego	(67,968)
12/15	L	17-23	at Miami	(73,572)
12/22	W	28-16	DENVER	(62,592)
12/28	W	24-0	KANSAS CITY	(62,078)
<b>POSTSEASON (2-1)</b>				
1/12/03	W	30-10	N.Y. JETS (AFC Playoff)	(62,207)
1/19/03	W	41-24	TENNESSEE (AFC Championship)	(62,544)
1/26/03	L	21-48	Tampa Bay (SB XXXVII at San Diego)	(67,603)
<b>2003 (4-12)</b>				
9/7	L	20-25	at Tennessee	(68,809)*
9/14	W	23-20	CINCINNATI	(50,135)
9/22	L	10-31	at Denver	(76,753)*
9/28	W	34-31 (OT)	SAN DIEGO	(54,078)
10/5	L	21-24	at Chicago	(61,099)
10/12	L	7-13	at Cleveland	(73,318)
10/20	L	10-17	KANSAS CITY	(62,391)*
11/2	L	13-23	at Detroit	(61,561)
11/9	L	24-27 (OT)	N.Y. JETS	(51,909)
11/16	W	28-18	MINNESOTA	(56,653)
11/23	L	24-27	at Kansas City	(78,889)
11/30	L	8-22	DENVER	(57,201)

\*Night game

12/7	L	7-27	at Pittsburgh	(53,079)
12/14	W	20-12	BALTIMORE	(45,398)
12/22	L	7-41	GREEN BAY	(62,298)*
12/28	L	14-21	at San Diego	(62,222)
<b>2004 (5-11)</b>				
9/12	L	21-24	at Pittsburgh	(60,147)
9/19	W	13-10	BUFFALO	(53,610)
9/26	W	30-20	TAMPA BAY	(60,874)*
10/3	L	17-30	at Houston	(70,741)
10/10	L	14-35	at Indianapolis	(57,230)
10/17	L	3-31	DENVER	(62,507)
10/24	L	26-31	NEW ORLEANS	(45,337)
10/31	L	14-42	at San Diego	(66,210)
11/7	W	27-24	at Carolina	(73,518)
11/21	L	17-23	SAN DIEGO	(46,905)
11/28	W	25-24	at Denver	(75,936)*
12/5	L	27-34	KANSAS CITY	(51,292)
12/12	L	10-35	at Atlanta	(70,616)
12/19	W	40-35	TENNESSEE	(44,299)
12/25	L	30-31	at Kansas City	(77,289)
1/2	L	6-13	JACKSONVILLE	(41,112)
<b>2005 (4-12)</b>				
9/8	L	20-30	at New England	(68,756)*
9/18	L	17-23	KANSAS CITY	(62,273)*
9/25	L	20-23	at Philadelphia	(67,735)
10/2	W	19-13	DALLAS	(62,400)
10/16	L	14-27	SAN DIEGO	(52,666)
10/23	W	38-17	BUFFALO	(42,779)
10/30	W	34-25	at Tennessee	(69,149)
11/6	L	23-27	at Kansas City	(79,033)
11/13	L	17-31	DENVER	(62,779)
11/20	W	16-13	at Washington	(90,129)
11/27	L	21-33	MIAMI	(49,097)
12/4	L	10-34	at San Diego	(66,436)*
12/11	L	10-26	at New York Jets	(77,561)
12/18	L	7-9	CLEVELAND	(41,862)
12/24	L	3-22	at Denver	(76,212)
12/31	L	21-30	N.Y. GIANTS	(44,594)*
<b>2006 (2-14)</b>				
9/11	L	0-27	SAN DIEGO	(62,578)*
9/17	L	6-28	at Baltimore	(70,744)
10/1	L	21-24	CLEVELAND	(61,426)
10/8	L	20-34	at San Francisco	(68,368)
10/15	L	3-13	at Denver	(76,691)*
10/22	W	22- 9	ARIZONA	(61,595)
10/29	W	20-13	PITTSBURGH	(62,385)
11/6	L	0-16	at Seattle	(67,816)*
11/12	L	13-17	DENVER	(62,094)
11/19	L	13-17	at Kansas City	(78,097)
11/26	L	14-21	at San Diego	(66,105)
12/3	L	14-23	HOUSTON	(46,276)
12/10	L	10-27	at Cincinnati	(65,882)
12/17	L	0-20	ST. LOUIS	(50,164)
12/23	L	9-20	KANSAS CITY	(61,446)*
12/31	L	3-23	at N.Y. Jets	(78,039)
<b>2007 (4-12)</b>				
9/9	L	21-36	DETROIT	(61,547)
9/16	L	20-23 (OT)	at Denver	(76,784)
9/23	W	26-24	CLEVELAND	(51,075)
9/30	W	35-17	at Miami	(70,621)
10/14	L	14-28	at San Diego	(67,523)
10/21	L	10-12	KANSAS CITY	(62,240)
10/28	L	9-13	at Tennessee	(69,143)
11/4	L	17-24	HOUSTON	(49,603)

11/11	L	6-17	CHICAGO	(62,715)
11/18	L	22-29	at Minnesota	(62,960)
11/25	W	20-17	at Kansas City	(76,210)
12/2	W	34-20	DENVER	(61,990)
12/9	L	7-38	at Green Bay	(70,828)
12/16	L	14-21	INDIANAPOLIS	(62,000)
12/23	L	11-49	at Jacksonville	(66,905)
12/30	L	17-30	SAN DIEGO	(61,706)

**2008 (5-11)**

9/8	L	14-41	DENVER	(62,762)*
9/14	W	23-8	at Kansas City	(74,480)
9/21	L	23-24	at Buffalo	(71,297)
9/28	L	18-28	SAN DIEGO	(61,808)
10/12	L	3-34	at New Orleans	(70,068)
10/19	W	16-13 (OT)	N.Y. JETS	(61,901)
10/26	L	10-29	at Baltimore	(71,254)
11/2	L	0-24	ATLANTA	(61,196)
11/9	L	6-17	CAROLINA	(47,888)
11/16	L	15-17	at Miami	(65,113)
11/23	W	31-10	at Denver	(76,067)
11/30	L	13-20	KANSAS CITY	(61,379)
12/4	L	7-34	at San Diego	(68,097)*
12/14	L	26-49	NEW ENGLAND	(62,179)
12/21	W	27-16	HOUSTON	(43,687)
12/28	W	31-24	at Tampa Bay	(64,847)

**2009 (5-11)**

9/14	L	20-24	SAN DIEGO	(61,940)*
9/20	W	13-10	at Kansas City	(69,169)
9/27	L	3-23	DENVER	(45,602)
10/4	L	6-29	at Houston	(70,291)
10/11	L	7-44	at N.Y. Giants	(79,012)
10/18	W	13-9	PHILADELPHIA	(49,642)
10/25	L	0-38	N.Y. JETS	(39,354)
11/1	L	16-24	at San Diego	(67,016)
11/15	L	10-16	KANSAS CITY	(40,720)
11/22	W	20-17	CINCINNATI	(34,112)
11/26	L	7-24	at Dallas	(83,489)
12/6	W	27-24	at Pittsburgh	(61,820)
12/13	L	13-34	WASHINGTON	(44,506)
12/20	W	20-19	at Denver	(74,502)
12/27	L	9-23	at Cleveland	(67,964)
1/3	L	13-21	BALTIMORE	(38,400)

**2010 (8-8)**

9/12	L	13-38	at Tennessee	(69,143)
9/19	W	16-14	ST. LOUIS	(48,396)
9/26	L	23-24	at Arizona	(62,439)
10/3	L	24-31	HOUSTON	(32,218)
10/10	W	35-27	SAN DIEGO	(48,279)
10/17	L	9-17	at San Francisco	(69,732)
10/24	W	59-14	at Denver	(75,835)
10/31	W	33-3	SEATTLE	(35,721)
11/7	W	23-20 (OT)	KANSAS CITY	(61,075)
11/21	L	3-35	at Pittsburgh	(64,987)
11/28	L	17-33	MIAMI	(48,946)
12/5	W	28-13	at San Diego	(68,183)
12/12	L	31-38	at Jacksonville	(62,570)
12/19	W	39-23	DENVER	(44,246)
12/26	L	26-31	INDIANAPOLIS	(52,567)
1/2	W	31-10	at Kansas City	(67,045)

\*Night Game

\*Night game

# OPPONENTS BY SERIES

## (League Games Only)

### RAIDERS VS \*ARIZONA

Raiders lead series, 5-3

- 1973 Oakland 17, at St. Louis 10
- 1983 St. Louis 34, at Los Angeles 24
- 1989 at Los Angeles 16, Phoenix 14
- 1998 Oakland 23, at Arizona 20
- 2001 Arizona 34, at Oakland 31 (OT)
- 2002 Oakland 41, at Arizona 20
- 2006 at Oakland 22, Arizona 9
- 2010 at Arizona 24, Oakland 23

\*Franchise in St. Louis prior to 1988; known as Phoenix Cardinals prior to 1994.

### RAIDERS VS. ATLANTA

Raiders lead series, 7-5

- 1971 at Atlanta 24, Oakland 13
- 1975 at Oakland 37, Atlanta 34 (OT)
- 1979 at Oakland 50, Atlanta 19
- 1982 Los Angeles 38, at Atlanta 14
- 1985 Los Angeles 34, at Atlanta 24
- 1988 Atlanta 12, at Los Angeles 6
- 1991 at Atlanta 21, Los Angeles 17
- 1994 at Los Angeles 30, Atlanta 17
- 1997 Oakland 36, at Atlanta 31
- 2000 at Oakland 41, Atlanta 14
- 2004 at Atlanta 35, Oakland 10
- 2008 Atlanta 24, at Oakland 0

### RAIDERS VS. BALTIMORE

Baltimore leads series, 5-1

- 1996 at Baltimore 19, Oakland 14
- 1998 at Baltimore 13, Oakland 10
- 2003 at Oakland 20, Baltimore 12
- 2006 at Baltimore 28, Oakland 6
- 2008 at Baltimore 29, Oakland 10
- 2009 Baltimore 21, at Oakland 13

### RAIDERS VS. BUFFALO

Raiders lead series, 19-16

- 1960 at Buffalo 38, Oakland 9
- at Oakland 20, Buffalo 7
- 1961 Oakland 31, at Buffalo 22
- Buffalo 26, at Oakland 21
- 1962 at Buffalo 14, Oakland 6
- Buffalo 10, at Oakland 6
- 1963 at Oakland 35, Buffalo 17
- at Buffalo 12, Oakland 0
- 1964 at Buffalo 23, Oakland 20
- at Oakland 16, Buffalo 13
- 1965 at Buffalo 17, Oakland 12
- Buffalo 17, at Oakland 14
- 1966 Buffalo 31, at Oakland 10
- 1967 Oakland 24, at Buffalo 20
- at Oakland 28, Buffalo 21
- 1968 Oakland 48, at Buffalo 6
- at Oakland 13, Buffalo 10
- 1969 at Oakland 50, Buffalo 21
- 1972 at Oakland 28, Buffalo 16
- 1974 at Buffalo 21, Oakland 20

- 1977 at Oakland 34, Buffalo 13
- 1980 at Buffalo 24, Oakland 7
- 1983 Los Angeles 27, at Buffalo 24
- 1987 at Los Angeles 34, Buffalo 21
- 1988 at Buffalo 37, Los Angeles 21
- 1990 at Buffalo 38, Los Angeles 24
- 1991 Buffalo 30, at Los Angeles 27 (OT)
- 1992 at Los Angeles 20, Buffalo 3
- 1993 Los Angeles 25, at Buffalo 24
- 1998 at Buffalo 44, Oakland 21
- 1999 Oakland 20, at Buffalo 14
- 2002 Oakland 49, at Buffalo 31
- 2004 at Oakland 13, Buffalo 10
- 2005 at Oakland 38, Buffalo 17
- 2008 at Buffalo 24, Oakland 23

### RAIDERS VS. CAROLINA

Series tied at 2-2

- 1997 at Carolina 38, Oakland 14
- 2000 at Oakland 52, Carolina 9
- 2004 Oakland 27, at Carolina 24
- 2008 Carolina 17, at Oakland 6

### RAIDERS VS. CHICAGO

Series tied at 6-6

- 1972 at Oakland 28, Chicago 21
- 1976 Oakland 28, at Chicago 27
- 1978 Oakland 25, at Chicago 19 (OT)
- 1981 Chicago 23, at Oakland 6
- 1984 at Chicago 17, Los Angeles 6
- 1987 Chicago 6, at Los Angeles 3
- 1990 at Los Angeles 24, Chicago 10
- 1993 Los Angeles 16, at Chicago 14
- 1996 at Chicago 19, Oakland 17
- 1999 at Oakland 24, Chicago 17
- 2003 at Chicago 24, Oakland 21
- 2007 Chicago 17, at Oakland 6

### RAIDERS VS. CINCINNATI

Raiders lead series, 18-8

- 1968 at Oakland 31, Cincinnati 10
- Oakland 34, at Cincinnati 0
- 1969 at Cincinnati 31, Oakland 17
- at Oakland 37, Cincinnati 17
- 1970 at Cincinnati 31, Oakland 21
- 1971 at Oakland 31, Cincinnati 27
- 1972 Oakland 20, at Cincinnati 14
- 1974 at Oakland 30, Cincinnati 27
- 1975 at Cincinnati 14, Oakland 10
- 1976 at Oakland 35, Cincinnati 20
- 1978 Oakland 34, at Cincinnati 21
- 1980 at Oakland 28, Cincinnati 17
- 1982 at Cincinnati 31, Los Angeles 17
- 1983 Los Angeles 20, at Cincinnati 10
- 1985 at Los Angeles 13, Cincinnati 6
- 1988 Cincinnati 45, at Los Angeles 21
- 1989 at Los Angeles 28, Cincinnati 7
- 1990 at Los Angeles 24, Cincinnati 7
- 1991 Los Angeles 38, at Cincinnati 14
- 1992 at Cincinnati 24, Los Angeles 21 (OT)

1993 at Cincinnati 16, Los Angeles 10  
1995 Oakland 20, at Cincinnati 17  
1998 at Oakland 27, Cincinnati 10  
2003 at Oakland 23, Cincinnati 20  
2006 at Cincinnati 27, Oakland 10  
2009 at Oakland 20, Cincinnati 17

## **RAIDERS VS. CLEVELAND**

### **Raiders lead series, 10-8**

1970 at Oakland 23, Cleveland 20  
1971 Oakland 34, at Cleveland 20  
1973 Cleveland 7, at Oakland 3  
1974 Oakland 40, at Cleveland 24  
1975 at Oakland 38, Cleveland 17  
1977 Oakland 26, at Cleveland 10  
1979 at Oakland 19, Cleveland 14  
1985 Los Angeles 21, at Cleveland 20  
1986 at Los Angeles 27, Cleveland 14  
1987 Cleveland 24, at Los Angeles 17  
1992 Cleveland 28, at Los Angeles 16  
1993 Cleveland 19, at Los Angeles 16  
2000 at Oakland 36, Cleveland 10  
2003 at Cleveland 13, Oakland 7  
2005 Cleveland 9, at Oakland 7  
2006 Cleveland 24, at Oakland 21  
2007 at Oakland 26, Cleveland 24  
2009 at Cleveland 23, Oakland 9

## **RAIDERS VS. DALLAS**

### **Raiders lead series, 6-4**

1974 at Oakland 27, Dallas 23  
1980 Dallas 19, at Oakland 13  
1983 Los Angeles 40, at Dallas 38  
1986 Los Angeles 17, at Dallas 13  
1992 Dallas 28, at Los Angeles 13  
1995 Dallas 34, at Oakland 21  
1998 Oakland 13, at Dallas 12  
2001 at Oakland 28, Dallas 21  
2005 at Oakland 19, Dallas 13  
2009 at Dallas 24, Oakland 7

## **RAIDERS VS. DENVER**

### **Raiders lead series, 58-41-2**

1960 at Denver 31, Oakland 14  
at Oakland 48, Denver 10  
1961 at Oakland 33, Denver 19  
at Denver 27, Oakland 24  
1962 at Denver 44, Oakland 7  
Denver 23, at Oakland 6  
1963 Oakland 26, at Denver 10  
at Oakland 35, Denver 31  
1964 at Oakland 40, Denver 7  
at Denver 20, Oakland 20  
1965 Oakland 28, at Denver 20  
at Oakland 24, Denver 13  
1966 Oakland 17, at Denver 3  
at Oakland 28, Denver 10  
1967 at Oakland 51, Denver 0  
Oakland 21, at Denver 17  
1968 Oakland 43, at Denver 7  
at Oakland 33, Denver 27  
1969 Oakland 24, at Denver 14  
at Oakland 41, Denver 10  
1970 at Oakland 35, Denver 23

Oakland 24, at Denver 19  
1971 Oakland 27, at Denver 16  
at Oakland 21, Denver 13  
1972 Denver 30, at Oakland 23  
Oakland 37, at Denver 20  
1973 at Denver 23, Oakland 23  
at Oakland 21, Denver 17  
1974 Oakland 28, at Denver 17  
Denver 20, at Oakland 17  
1975 Oakland 42, at Denver 17  
at Oakland 17, Denver 10  
1976 Oakland 17, at Denver 10  
at Oakland 19, Denver 6  
1977 Denver 30, at Oakland 7  
Oakland 24, at Denver 14  
1978 at Denver 14, Oakland 6  
Denver 21, at Oakland 6  
1979 at Oakland 27, Denver 3  
Oakland 14, at Denver 10  
1980 at Oakland 9, Denver 3  
Oakland 24, at Denver 21  
1981 at Denver 9, Oakland 7  
Denver 17, at Oakland 0  
1982 at Los Angeles 27, Denver 10  
1983 Los Angeles 22, at Denver 7  
at Los Angeles 22, Denver 20  
1984 at Denver 16, Los Angeles 13  
Denver 22, at Los Angeles 19 (OT)  
1985 at Los Angeles 31, Denver 28 (OT)  
Los Angeles 17, at Denver 14 (OT)  
1986 at Denver 38, Los Angeles 36  
Denver 21, at Los Angeles 10  
1987 at Denver 30, Los Angeles 14  
Denver 23, at Los Angeles 17  
1988 Los Angeles 30, at Denver 27 (OT)  
at Los Angeles 21, Denver 20  
1989 at Denver 31, Los Angeles 21  
at Los Angeles 16, Denver 13 (OT)  
1990 at Los Angeles 14, Denver 9  
Los Angeles 23, at Denver 20  
1991 at Los Angeles 16, Denver 13  
Los Angeles 17, at Denver 16  
1992 at Denver, 17, Los Angeles 13  
at Los Angeles 24, Denver 0  
1993 Los Angeles 23, at Denver 20  
at Los Angeles 33, Denver 30 (OT)  
1994 Los Angeles 48, at Denver 16  
at Los Angeles 23, Denver 13  
1995 at Denver 27, Oakland 0  
Denver 31, at Oakland 28  
1996 Denver 22, at Oakland 21  
at Denver 24, Oakland 19  
1997 at Oakland 28, Denver 25  
at Denver 31, Oakland 3  
1998 Denver 34, at Oakland 17  
at Denver 40, Oakland 14  
1999 Denver 16, at Oakland 13  
at Denver 27, Oakland 21 (OT)  
2000 Denver 33, at Oakland 24  
at Denver 27, Oakland 24  
2001 at Oakland 38, Denver 28  
at Denver 23, Oakland 17

2002 Oakland 34, at Denver 10  
at Oakland 28, Denver 16

2003 at Denver 31, Oakland 10  
Denver 22, at Oakland 8

2004 Denver 31, at Oakland 3  
Oakland 25, at Denver 24

2005 Denver 31, at Oakland 17  
at Denver 22, Oakland 3

2006 at Denver 13, Oakland 3  
Denver 17, at Oakland 13

2007 at Denver 23, Oakland 20 (OT)  
at Oakland 34, Denver 20

2008 Denver 41, at Oakland 14  
Oakland 31, at Denver 10

2009 Denver 23, at Oakland 3  
Oakland 20, at Denver 19

2010 Oakland 59, at Denver 14  
at Oakland 39, Denver 23

#### **RAIDERS VS. DETROIT**

##### **Raiders lead series, 6-4**

1970 at Detroit 28, Oakland 14

1974 at Oakland 35, Detroit 13

1978 at Oakland 29, Detroit 17

1981 at Detroit 16, Oakland 0

1984 Los Angeles 24, at Detroit 3

1987 at Los Angeles 27, Detroit 7

1990 Los Angeles 38, at Detroit 31

1996 at Oakland 37, Detroit 21

2003 at Detroit 23, Oakland 13

2007 Detroit 36, at Oakland 21

#### **RAIDERS VS. GREEN BAY**

##### **Series tied at 5-5**

1972 Oakland 20, at Green Bay 14

1976 at Oakland 18, Green Bay 14

1978 Oakland 28, at Green Bay 3

1984 at Los Angeles 28, Green Bay 7

1987 Los Angeles 20, at Green Bay 0

1990 Green Bay 29, at Los Angeles 16

1993 at Green Bay 28, Los Angeles 0

1999 at Green Bay 28, Oakland 24

2003 Green Bay 41, at Oakland 7

2007 at Green Bay 38, Oakland 7

#### **RAIDERS VS. HOUSTON**

##### **Houston leads series, 5-1**

2004 at Houston 30, Oakland 17

2006 Houston 23, at Oakland 14

2007 Houston 24, at Oakland 17

2008 at Oakland 27, Houston 16

2009 at Houston 29, Oakland 6

2010 Houston 31, at Oakland 24

#### **RAIDERS vs. \*INDIANAPOLIS**

##### **Raiders lead series, 7-5**

1971 Baltimore 37, at Oakland 14

1973 Oakland 34, at Baltimore 21

1975 Oakland 31, at Baltimore 20

1984 at Los Angeles 21, Indianapolis 7

1986 Indianapolis 30, at Los Angeles 24

1991 at Los Angeles 16, Indianapolis 0

1995 at Oakland 30, Indianapolis 17

2000 Oakland 38, at Indianapolis 31

2001 Oakland 23, at Indianapolis 18

2004 at Indianapolis 35, Oakland 14

2007 Indianapolis 21, at Oakland 14

2010 Indianapolis 31, at Oakland 26

\*Franchise in Baltimore prior to 1984.

#### **RAIDERS VS. JACKSONVILLE**

##### **Jacksonville leads series, 4-1**

1996 at Oakland 17, Jacksonville 3

1997 Jacksonville 20, at Oakland 9

2004 Jacksonville 13, at Oakland 6

2007 at Jacksonville 49, Oakland 11

2010 at Jacksonville 38, Oakland 31

#### **RAIDERS VS. \*KANSAS CITY**

##### **Kansas City leads series, 52-47-2**

1960 Dallas 34, at Oakland 16  
Oakland 20, at Dallas 19

1961 Dallas 42, at Oakland 35  
at Dallas 43, Oakland 11

1962 Dallas 26, at Oakland 16  
at Dallas 35, Oakland 7

1963 at Oakland 10, Kansas City 7  
Oakland 22, at Kansas City 7

1964 Kansas City 21, at Oakland 9  
at Kansas City 42, Oakland 7

1965 at Oakland 37, Kansas City 10  
at Kansas City 14, Oakland 7

1966 Kansas City 32, at Oakland 10  
Oakland 34, at Kansas City 13

1967 at Oakland 23, Kansas City 21  
Oakland 44, at Kansas City 22

1968 at Kansas City 24, Oakland 10  
at Oakland 38, Kansas City 21

1969 Oakland 27, at Kansas City 24  
at Oakland 10, Kansas City 6

1970 Oakland 17, at Kansas City 17  
at Oakland 20, Kansas City 6

1971 at Oakland 20, Kansas City 20  
at Kansas City 16, Oakland 14

1972 at Kansas City 27, Oakland 14  
at Oakland 26, Kansas City 3

1973 at Kansas City 16, Oakland 3  
at Oakland 37, Kansas City 7

1974 at Oakland 27, Kansas City 7  
Oakland 7, at Kansas City 6

1975 at Kansas City 42, Oakland 10  
at Oakland 28, Kansas City 20

1976 Oakland 24, at Kansas City 21  
at Oakland 21, Kansas City 10

1977 Oakland 37, at Kansas City 28  
at Oakland 21, Kansas City 20

1978 at Oakland 28, Kansas City 6  
Oakland 20, at Kansas City 10

1979 at Kansas City 35, Oakland 7  
Kansas City 24, at Oakland 21

1980 Oakland 27, at Kansas City 14  
Kansas City 31, at Oakland 17

1981 at Kansas City 27, Oakland 0  
Kansas City 28, at Oakland 17

1982 Los Angeles 21, at Kansas City 16

1983 at Los Angeles 21, Kansas City 20  
Los Angeles 28, at Kansas City 20

1984 Los Angeles 22, at Kansas City 20

at Los Angeles 17, Kansas City 7  
 1985 at Kansas City 36, Los Angeles 20  
 at Los Angeles 19, Kansas City 10  
 1986 Los Angeles 24, at Kansas City 17  
 Kansas City 20, at Los Angeles 17  
 1987 at Los Angeles 35, Kansas City 17  
 at Kansas City 16, Los Angeles 10  
 1988 Los Angeles 27, at Kansas City 17  
 at Los Angeles 17, Kansas City 10  
 1989 at Kansas City 24, Los Angeles 19  
 at Los Angeles 20, Kansas City 14  
 1990 at Kansas City 9, Los Angeles 7  
 Kansas City 27, at Los Angeles 24  
 1991 at Kansas City 24, Los Angeles 21  
 Kansas City 27, at Los Angeles 21  
 1992 at Kansas City 27, Los Angeles 7  
 at Los Angeles 28, Kansas City 7  
 1993 at Kansas City 24, Los Angeles 9  
 Kansas City 31, at Los Angeles 20  
 1994 at Kansas City 13, Los Angeles 3  
 Kansas City 19, at Los Angeles 9  
 1995 at Kansas City 23, Oakland 17 (OT)  
 Kansas City 29, at Oakland 23  
 1996 at Kansas City 19, Oakland 3  
 at Oakland 26, Kansas City 7  
 1997 Kansas City 28, at Oakland 27  
 at Kansas City 30, Oakland 0  
 1998 at Kansas City 28, Oakland 8  
 Kansas City 31, at Oakland 24  
 1999 Kansas City 37, at Oakland 34  
 Oakland 41, at Kansas City 38 (OT)  
 2000 Oakland 20, at Kansas City 17  
 at Oakland 49, Kansas City 31  
 2001 Oakland 27, at Kansas City 24  
 at Oakland 28, Kansas City 26  
 2002 at Kansas City 20, Oakland 10  
 at Oakland 24, Kansas City 0  
 2003 Kansas City 17, at Oakland 10  
 at Kansas City 27, Oakland 24  
 2004 Kansas City 34, at Oakland 27  
 at Kansas City 31, Oakland 30  
 2005 Kansas City 23, at Oakland 17  
 at Kansas City 27, Oakland 23  
 2006 at Kansas City 17, Oakland 13  
 Kansas City 20, at Oakland 9  
 2007 Kansas City 12, at Oakland 10  
 Oakland 20, at Kansas City 17  
 2008 Oakland 23, at Kansas City 8  
 Kansas City 20, at Oakland 13  
 2009 Oakland 13, at Kansas City 10  
 Kansas City 16, at Oakland 10  
 2010 at Oakland 23, Kansas City 20 (OT)  
 Oakland 31, at Kansas City 10

\*Known as Dallas Texans prior to 1963.

#### **RAIDERS VS. MIAMI**

##### **Raiders lead series, 16-13-1**

1966 Oakland 23, at Miami 14  
 at Oakland 21, Miami 10  
 1967 at Oakland 31, Miami 17  
 1968 Oakland 47, at Miami 21  
 1969 at Oakland 20, Miami 17  
 Oakland 20, at Miami 20

1970 at Miami 20, Oakland 13  
 1973 at Oakland 12, Miami 7  
 1975 Oakland 31, at Miami 21  
 1978 at Miami 23, Oakland 6  
 1979 at Oakland 13, Miami 3  
 1980 at Oakland 16, Miami 10  
 1981 Oakland 33, at Miami 17  
 1983 at Los Angeles 27, Miami 14  
 1984 Los Angeles 45, at Miami 34  
 1986 Los Angeles 30, at Miami 28  
 1988 Miami 24, at Los Angeles 14  
 1990 Los Angeles 13, at Miami 10  
 1992 at Miami 20, Los Angeles 7  
 1994 at Miami 20, Los Angeles 17 (OT)  
 1996 at Oakland 17, Miami 7  
 1997 Miami 34, at Oakland 16  
 1998 Miami 27, at Oakland 17  
 1999 Miami 16, at Oakland 9  
 2001 at Miami 18, Oakland 15  
 2002 at Miami 23, Oakland 17  
 2005 Miami 33, at Oakland 21  
 2007 Oakland 35, at Miami 17  
 2008 at Miami 17, Oakland 15  
 2010 Miami 33, at Oakland 17

#### **RAIDERS VS. MINNESOTA**

##### **Raiders lead series, 8-4**

1973 at Minnesota 24, Oakland 16  
 1977 at Oakland 35, Minnesota 13  
 1978 at Oakland 27, Minnesota 20  
 1981 Oakland 36, at Minnesota 10  
 1984 at Los Angeles 23, Minnesota 20  
 1987 at Minnesota 31, Los Angeles 20  
 1990 Los Angeles 28, at Minnesota 24  
 1993 at Los Angeles 24, Minnesota 7  
 1996 Minnesota 16, at Oakland 13 (OT)  
 1999 Oakland 22, at Minnesota 17  
 2003 at Oakland 28, Minnesota 18  
 2007 at Minnesota 29, Oakland 22

#### **RAIDERS VS. \*NEW ENGLAND**

##### **Series tied at 14-14-1**

1960 at Oakland 27, Boston 14  
 at Boston 34, Oakland 28  
 1961 at Boston 20, Oakland 17  
 Boston 35, at Oakland 21  
 1962 at Boston 26, Oakland 16  
 at Oakland 20, Boston 0  
 1963 Boston 20, at Oakland 14  
 at Boston 20, Oakland 14  
 1964 Boston 17, at Oakland 14  
 Oakland 43, at Boston 43  
 1965 Oakland 24, at Boston 10  
 at Oakland 30, Boston 21  
 1966 at Boston 24, Oakland 21  
 1967 at Oakland 35, Boston 7  
 Oakland 48, at Boston 14  
 1968 at Oakland 41, Boston 10  
 1969 Oakland 38, at Boston 23  
 1971 at New England 20, Oakland 6  
 1974 at Oakland 41, New England 26  
 1976 at New England 48, Oakland 17  
 1978 New England 21, at Oakland 14

1981 at Oakland 27, New England 17  
1985 Los Angeles 35, at New England 20  
1987 at New England 26, Los Angeles 23  
1989 at Los Angeles 24, New England 21  
1994 Los Angeles 21, at New England 17  
2002 at Oakland 27, New England 20  
2005 at New England 30, Oakland 20  
2008 New England 49, at Oakland 26

\*Franchise in Boston prior to 1971.

### **RAIDERS VS. NEW ORLEANS**

#### **Series tied at 5-5-1**

1971 Oakland 21, at New Orleans 21  
1975 at Oakland 48, New Orleans 10  
1979 Oakland 42, at New Orleans 35  
1985 at Los Angeles 23, New Orleans 13  
1988 at New Orleans 20, Los Angeles 6  
1991 at New Orleans 27, Los Angeles 0  
1994 at Los Angeles 24, New Orleans 19  
1997 New Orleans 13, at Oakland 10  
2000 Oakland 31, at New Orleans 22  
2004 New Orleans 31, at Oakland 26  
2008 at New Orleans 34, Oakland 3

### **RAIDERS VS. NEW YORK GIANTS**

#### **Raiders lead series, 7-4**

1973 at Oakland 42, NY Giants 0  
1980 Oakland 33, at NY Giants 17  
1983 at Los Angeles 27, NY Giants 12  
1986 NY Giants 14, at Los Angeles 9  
1989 at NY Giants 34, Los Angeles 17  
1992 at Los Angeles 13, NY Giants 10  
1995 Oakland 17, at NY Giants 13  
1998 at Oakland 20, NY Giants 17  
2001 Oakland 28, at NY Giants 10  
2005 NY Giants 30, at Oakland 21  
2009 at NY Giants 44, Oakland 7

### **RAIDERS VS. \*NEW YORK JETS**

#### **Raiders lead series, 20-15-2**

1960 Oakland 28, at NY Titans 27  
NY Titans 31, at Oakland 28  
1961 NY Titans 14, at Oakland 6  
at NY Titans 23, Oakland 12  
1962 NY Titans 28, at Oakland 17  
at NY Titans 31, Oakland 21  
1963 at NY Jets 10, Oakland 7  
at Oakland 49, NY Jets 26  
1964 at NY Jets 35, Oakland 13  
at Oakland 35, NY Jets 26  
1965 Oakland 24, at NY Jets 24  
at Oakland 24, NY Jets 14  
1966 Oakland 24, at NY Jets 21  
at Oakland 28, NY Jets 28  
1967 at NY Jets 27, Oakland 14  
at Oakland 38, NY Jets 29  
1968 at Oakland 43, NY Jets 32  
1969 Oakland 27, at NY Jets 14  
1970 Oakland 14 at NY Jets 13  
1972 at Oakland 24, NY Jets 16  
1977 Oakland 28, at NY Jets 27  
1979 at NY Jets 28, Oakland 19  
1985 at Los Angeles 31, NY Jets 0  
1989 Los Angeles 14, at NY Jets 7

1993 at Los Angeles 24, NY Jets 20  
1995 Oakland 47, at NY Jets 10  
1996 Oakland 34, at NY Jets 13  
1997 at NY Jets 23, Oakland 22  
1999 at Oakland 24, NY Jets 23  
2000 at Oakland 31, NY Jets 7  
2001 NY Jets 24, at Oakland 22  
2002 at Oakland 26, NY Jets 20  
2003 NY Jets 27, at Oakland 24 (OT)  
2005 at NY Jets 26, Oakland 10  
2006 at NY Jets 23, Oakland 3  
2008 at Oakland 16, NY Jets 13 (OT)  
2009 NY Jets 38, at Oakland 0

\*Known as NY Titans prior to 1963.

### **RAIDERS VS. PHILADELPHIA**

#### **Series tied at 5-5**

1971 at Oakland 34, Philadelphia 10  
1976 Oakland 26, at Philadelphia 7  
1980 at Philadelphia 10, Oakland 7  
1986 Philadelphia 33, at Los Angeles 27 (OT)  
1989 at Philadelphia 10, Los Angeles 7  
1992 at Philadelphia 31, Los Angeles 10  
1995 at Oakland 48, Philadelphia 17  
2001 Oakland 20, at Philadelphia 10  
2005 at Philadelphia 23, Oakland 20  
2009 at Oakland 13, Philadelphia 9

### **RAIDERS VS. PITTSBURGH**

#### **Raiders lead series, 10-9**

1970 at Oakland 31, Pittsburgh 14  
1972 at Pittsburgh 34, Oakland 28  
1973 Pittsburgh 17, at Oakland 9  
1974 Oakland 17, at Pittsburgh 0  
1976 at Oakland 31, Pittsburgh 28  
1977 Oakland 16, at Pittsburgh 7  
1980 Oakland 45, at Pittsburgh 34  
1981 at Oakland 30, Pittsburgh 27  
1984 Pittsburgh 13, at Los Angeles 7  
1990 at Los Angeles 20, Pittsburgh 3  
1994 Pittsburgh 21, at Los Angeles 3  
1995 Pittsburgh 29, at Oakland 10  
2000 at Pittsburgh 21, Oakland 20  
2002 Oakland 30, at Pittsburgh 17  
2003 at Pittsburgh 27, Oakland 7  
2004 at Pittsburgh 24, Oakland 21  
2006 at Oakland 20, Pittsburgh 13  
2009 Oakland 27, at Pittsburgh 24  
2010 at Pittsburgh 35, Oakland 3

### **RAIDERS VS. \*ST. LOUIS**

#### **Raiders lead series, 8-4**

1972 at Oakland 45, Los Angeles 17  
1977 at Los Angeles 20, Oakland 14  
1979 Oakland 24, at Los Angeles 17  
1982 at Los Angeles 37, L.A. Rams 31  
1985 Los Angeles 16, at L.A. Rams 6  
1988 L.A. Rams 22, at Los Angeles 17  
1991 at Los Angeles 20, L.A. Rams 17  
1994 Los Angeles 20, at L.A. Rams 17  
1997 at Oakland 35, St. Louis 17  
2002 at St. Louis 28, Oakland 13  
2006 St. Louis 20, at Oakland 0

2010 at Oakland 16, St. Louis 14  
\*Franchise in Los Angeles prior to 1995.

## **RAIDERS VS. \*SAN DIEGO**

### **Raiders lead series, 56-44-2**

1960 at Los Angeles 52, Oakland 28  
Los Angeles 41, at Oakland 17

1961 at San Diego 44, Oakland 0  
San Diego 41, at Oakland 10

1962 San Diego 42, at Oakland 33  
at San Diego 31, Oakland 21

1963 Oakland 34, at San Diego 33  
at Oakland 41, San Diego 27

1964 San Diego 31, at Oakland 17  
at Oakland 21 San Diego 20

1965 San Diego 17, at Oakland 6  
at San Diego 24, Oakland 14

1966 San Diego 29, at Oakland 20  
Oakland 41, at San Diego 19

1967 at Oakland 51, San Diego 10  
Oakland 41, at San Diego 21

1968 San Diego 23, at Oakland 14  
Oakland 34, at San Diego 27

1969 Oakland 24, at San Diego 12  
at Oakland 21, San Diego 16

1970 Oakland 27, at San Diego 27  
at Oakland 20, San Diego 17

1971 Oakland 34, at San Diego 0  
at Oakland 34, San Diego 33

1972 at Oakland 17, San Diego 17  
Oakland 21, at San Diego 19

1973 Oakland 27, at San Diego 17  
at Oakland 31, San Diego 3

1974 Oakland 14, at San Diego 10  
at Oakland 17, San Diego 10

1975 Oakland 6, at San Diego 0  
at Oakland 25, San Diego 0

1976 Oakland 27, at San Diego 17  
at Oakland 24, San Diego 0

1977 at Oakland 24, San Diego 0  
at San Diego 12, Oakland 7

1978 Oakland 21, at San Diego 20  
San Diego 27, at Oakland 23

1979 at San Diego 30, Oakland 10  
at Oakland 45, San Diego 22

1980 at San Diego 30, Oakland 24 (OT)  
at Oakland 38, San Diego 24

1981 San Diego 55, at Oakland 21  
at San Diego 23, Oakland 10

1982 at Los Angeles 28, San Diego 24  
Los Angeles 41, at San Diego 34

1983 Los Angeles 42, at San Diego 10  
at Los Angeles 30, San Diego 14

1984 at Los Angeles 33, San Diego 30  
Los Angeles 44, at San Diego 37

1985 at Los Angeles 34, San Diego 21  
at San Diego 40, Los Angeles 34 (OT)

1986 at Los Angeles 17, San Diego 13  
Los Angeles 37, at San Diego 31 (OT)

1987 San Diego 37, at Los Angeles 17  
at San Diego 16, Los Angeles 14

1988 at Los Angeles 24, San Diego 13  
Los Angeles 13, at San Diego 3

1989 at Los Angeles 40, San Diego 14  
at San Diego 14, Los Angeles 12

1990 Los Angeles 24, at San Diego 9  
at Los Angeles 17, San Diego 12

1991 San Diego 21, at Los Angeles 13  
Los Angeles 9, at San Diego 7

1992 at San Diego 27, Los Angeles 3  
at San Diego 36, Los Angeles 14

1993 San Diego 30, at Los Angeles 23  
Los Angeles 12, at San Diego 7

1994 San Diego 26, at Los Angeles 24  
Los Angeles 24, at San Diego 17

1995 at Oakland 17, San Diego 7  
at San Diego 12, Oakland 6

1996 San Diego 40, at Oakland 34  
Oakland 32, at San Diego 14

1997 San Diego 25, at Oakland 10  
Oakland 38, at San Diego 13

1998 at Oakland 7, San Diego 6  
Oakland 17, at San Diego 10

1999 at Oakland 28, San Diego 9  
at San Diego 23, Oakland 20

2000 at Oakland 9, San Diego 6  
Oakland 15, at San Diego 13

2001 at Oakland 34, San Diego 24  
Oakland 13, at San Diego 6

2002 San Diego 27, at Oakland 21 (OT)  
Oakland 27, at San Diego 7

2003 at Oakland 34, San Diego 31 (OT)  
at San Diego 21, Oakland 14

2004 at San Diego 42, Oakland 14  
San Diego 23, at Oakland 17

2005 San Diego 27, at Oakland 14  
at San Diego 34, Oakland 10

2006 San Diego 27, at Oakland 0  
at San Diego 21, Oakland 14

2007 at San Diego 28, Oakland 14  
San Diego 30, at Oakland 17

2008 San Diego 28, at Oakland 18  
at San Diego 34, Oakland 7

2009 San Diego 24, at Oakland 20  
at San Diego 24, Oakland 16

2010 at Oakland 35, San Diego 27  
Oakland 28, at San Diego 13

\*Franchise in Los Angeles prior to 1961.

## **RAIDERS VS. SAN FRANCISCO**

### **Series tied at 6-6**

1970 San Francisco 38, at Oakland 7

1974 Oakland 35, at San Francisco 24

1979 at Oakland 23, San Francisco 10

1982 Los Angeles 23, at San Francisco 17

1985 San Francisco 34, at Los Angeles 10

1988 Los Angeles 9, at San Francisco 3

1991 at Los Angeles 12, San Francisco 6  
at San Francisco 44, Los Angeles 14

1994 Oakland 34, at San Francisco 28 (OT)

2000 San Francisco 23, at Oakland 20 (OT)

2006 at San Francisco 34, Oakland 20

2010 at San Francisco 17, Oakland 9

**RAIDERS VS. SEATTLE****Raiders lead series, 28-23**

1977 at Oakland 44, Seattle 7  
 1978 at Seattle 27, Oakland 7  
 Seattle 17, at Oakland 16  
 1979 at Seattle 27, Oakland 10  
 Seattle 29, at Oakland 24  
 1980 at Oakland 33, Seattle 14  
 Oakland 19, at Seattle 17  
 1981 at Oakland 20, Seattle 10  
 Oakland 32, at Seattle 31  
 1982 at Los Angeles 28, Seattle 23  
 1983 at Seattle 38, Los Angeles 36  
 Seattle 34, at Los Angeles 21  
 1984 at Los Angeles 28, Seattle 14  
 at Seattle 17, Los Angeles 14  
 1985 at Seattle 33, Los Angeles 3  
 at Los Angeles 13, Seattle 3  
 1986 at Los Angeles 14, Seattle 10  
 at Seattle 37, Los Angeles 0  
 1987 Seattle 35, at Los Angeles 13  
 Los Angeles 37, at Seattle 14  
 1988 at Seattle 35, Los Angeles 27  
 Seattle 43, at Los Angeles 37  
 1989 Seattle 24, at Los Angeles 20  
 at Seattle 23, Los Angeles 17  
 1990 Los Angeles 17, at Seattle 13  
 at Los Angeles 24, Seattle 17  
 1991 Los Angeles 23, at Seattle 20 (OT)  
 at Los Angeles 31, Seattle 7  
 1992 Los Angeles 19, at Seattle 0  
 at Los Angeles 20, Seattle 3  
 1993 Los Angeles 17, at Seattle 13  
 at Los Angeles 27, Seattle 23  
 1994 Seattle 38, at Los Angeles 9  
 Los Angeles 17, at Seattle 16  
 1995 at Oakland 34, Seattle 14  
 at Seattle 44, Oakland 10  
 1996 Oakland 27, at Seattle 21  
 Seattle 28, at Oakland 21  
 1997 at Seattle 45, Oakland 34  
 Seattle 22, at Oakland 21  
 1998 Oakland 31, at Seattle 18  
 at Oakland 20, Seattle 17  
 1999 at Seattle 22, Oakland 21  
 at Oakland 30, Seattle 21  
 2000 at Oakland 31, Seattle 3  
 at Seattle 27, Oakland 24  
 2001 at Oakland 38, Seattle 14  
 at Seattle 34, Oakland 27  
 2002 at Oakland 31, Seattle 17  
 2006 at Seattle 16, Oakland 0  
 2010 at Oakland 33, Seattle 3

**RAIDERS VS. TAMPA BAY****Raiders lead series, 6-1**

1976 at Oakland 49, Tampa Bay 16  
 1981 at Oakland 18, Tampa Bay 16  
 1993 at Los Angeles 27, Tampa Bay 20  
 1996 at Tampa Bay 20, Oakland 17 (OT)  
 1999 at Oakland 45, Tampa Bay 0  
 2004 at Oakland 30, Tampa Bay 20

2008 Oakland 31, at Tampa Bay 24

**RAIDERS VS. \*TENNESSEE****Raiders lead series, 23-19**

1960 Houston 37, at Oakland 22  
 Oakland 14, at Houston 13  
 1961 at Houston 55, Oakland 0  
 Houston 47, at Oakland 16  
 1962 Houston 28, at Oakland 20  
 at Houston 32, Oakland 17  
 1963 Oakland 24, at Houston 13  
 at Oakland 52, Houston 49  
 1964 at Houston 42, Oakland 28  
 at Oakland 20, Houston 10  
 1965 at Oakland 21, Houston 17  
 Oakland 33, at Houston 21  
 1966 at Houston 31, Oakland 0  
 at Oakland 38, Houston 23  
 1967 Oakland 19, at Houston 7  
 1968 Oakland 24, at Houston 15  
 1969 at Oakland 21, Houston 17  
 1971 at Oakland 41, Houston 21  
 1972 Oakland 34, at Houston 0  
 1973 Oakland 17, at Houston 6  
 1975 Houston 27, at Oakland 26  
 1976 Oakland 14, at Houston 13  
 1977 at Oakland 34, Houston 29  
 1978 at Oakland 21, Houston 17  
 1979 at Houston 31, Oakland 17  
 1981 at Houston 17, Oakland 16  
 1983 at Los Angeles 20, Houston 6  
 1984 Los Angeles 24, at Houston 14  
 1986 Los Angeles 28, at Houston 17  
 1988 at Houston 38, Los Angeles 35  
 1989 at Houston 23, Los Angeles 7  
 1991 at Houston 47, Los Angeles 17  
 1994 at Los Angeles 17, Houston 14  
 1997 at Tennessee 24, Oakland 21 (OT)  
 1999 at Tennessee 21, Oakland 14  
 2001 Tennessee 13, at Oakland 10  
 2002 at Oakland 52, Tennessee 25  
 2003 at Tennessee 25, Oakland 20  
 2004 at Oakland 40, Tennessee 35  
 2005 Oakland 34, at Tennessee 25  
 2007 at Tennessee 13, Oakland 9  
 2010 at Tennessee 38, Oakland 13  
 \*Known as Houston Oilers prior to 1997.

**RAIDERS VS. WASHINGTON****Raiders lead series, 7-4**

1970 at Oakland 34, Washington 20  
 1975 Oakland 26, at Washington 23 (OT)  
 1980 at Oakland 24, Washington 21  
 1983 at Washington 37, Los Angeles 35  
 1986 at Washington 10, Los Angeles 6  
 1989 at Los Angeles 37, Washington 24  
 1992 Los Angeles 21, at Washington 20  
 1995 Oakland 20, at Washington 8  
 1998 Washington 29, at Oakland 19  
 2005 Oakland 16, at Washington 13  
 2009 Washington 34, at Oakland 13

# YEARLY STANDINGS

## AMERICAN FOOTBALL LEAGUE 1960

EASTERN DIVISION						WESTERN DIVISION					
Team	W	L	T	Pts	Opp	Team	W	L	T	Pts	Opp
Houston	10	4	0	379	285	Los Angeles	10	4	0	373	336
New York	7	7	0	382	399	Dallas	8	6	0	362	253
Buffalo	5	8	1	296	303	<b>Raiders</b>	<b>6</b>	<b>8</b>	<b>0</b>	<b>319</b>	<b>388</b>
Boston	5	9	0	286	349	Denver	4	9	1	309	393

CHAMPIONSHIP GAME: Houston 24, Los Angeles 16

## 1961

EASTERN DIVISION						WESTERN DIVISION					
Team	W	L	T	Pts	Opp	Team	W	L	T	Pts	Opp
Houston	10	3	1	513	242	San Diego	12	2	0	396	219
Boston	9	4	1	413	313	Dallas	6	8	0	334	343
New York	7	7	0	301	390	Denver	3	11	0	251	432
Buffalo	6	8	0	294	342	<b>Raiders</b>	<b>2</b>	<b>12</b>	<b>0</b>	<b>237</b>	<b>458</b>

CHAMPIONSHIP GAME: Houston 10, San Diego 3

## 1962

EASTERN DIVISION						WESTERN DIVISION					
Team	W	L	T	Pts	Opp	Team	W	L	T	Pts	Opp
Houston	11	3	0	387	270	Dallas	11	3	0	389	233
Boston	9	4	1	346	295	Denver	7	7	0	353	334
Buffalo	7	6	1	309	272	San Diego	4	10	0	314	392
New York	5	9	0	278	423	<b>Raiders</b>	<b>1</b>	<b>13</b>	<b>0</b>	<b>213</b>	<b>370</b>

CHAMPIONSHIP GAME: Dallas 20, Houston 17 (OT)

## 1963

EASTERN DIVISION						WESTERN DIVISION					
Team	W	L	T	Pts	Opp	Team	W	L	T	Pts	Opp
Boston*	7	6	1	327	257	San Diego	11	3	0	399	255
Buffalo*	7	6	1	304	291	<b>Raiders</b>	<b>10</b>	<b>4</b>	<b>0</b>	<b>363</b>	<b>282</b>
Houston	6	8	0	302	372	Kansas City	5	7	2	347	263
New York	5	8	1	249	399	Denver	2	11	1	301	473

\*Boston won playoff game 26-8

CHAMPIONSHIP GAME: San Diego 51, Boston 10

## 1964

EASTERN DIVISION						WESTERN DIVISION					
Team	W	L	T	Pts	Opp	Team	W	L	T	Pts	Opp
Buffalo	12	2	0	400	242	San Diego	8	5	1	341	300
Boston	10	3	1	365	297	Kansas City	7	7	0	366	306
New York	5	8	1	278	315	<b>Raiders</b>	<b>5</b>	<b>7</b>	<b>2</b>	<b>303</b>	<b>350</b>
Houston	4	10	0	310	355	Denver	2	11	1	240	438

CHAMPIONSHIP GAME: Buffalo 20, San Diego 7

## 1965

EASTERN DIVISION						WESTERN DIVISION					
Team	W	L	T	Pts	Opp	Team	W	L	T	Pts	Opp
Buffalo	10	3	1	313	226	San Diego	9	2	3	340	227
New York	5	8	1	285	303	<b>Raiders</b>	<b>8</b>	<b>5</b>	<b>1</b>	<b>298</b>	<b>239</b>
Boston	4	8	2	244	302	Kansas City	7	5	2	322	285
Houston	4	10	0	298	429	Denver	4	10	0	303	392

CHAMPIONSHIP GAME: Buffalo 23, San Diego 0

## 1966

EASTERN DIVISION						WESTERN DIVISION					
Team	W	L	T	Pts	Opp	Team	W	L	T	Pts	Opp
Buffalo	9	4	1	358	255	Kansas City	11	2	1	448	276
Boston	8	4	2	315	283	<b>Raiders</b>	<b>8</b>	<b>5</b>	<b>1</b>	<b>315</b>	<b>288</b>
New York	6	6	2	322	312	San Diego	7	6	1	335	284
Houston	3	11	0	335	396	Denver	4	10	0	196	381
Miami	3	11	0	213	362						

CHAMPIONSHIP GAME: Kansas City 31, Buffalo 7

SUPER BOWL I: Green Bay 35, Kansas City 10

## 1967

### EASTERN DIVISION

Team	W	L	T	Pts	Opp
Houston	9	4	1	258	199
New York	8	5	1	371	329
Buffalo	4	10	0	237	285
Miami	4	10	0	219	407
Boston	3	10	1	280	389

### WESTERN DIVISION

Team	W	L	T	Pts	Opp
<b>Raiders</b>	<b>13</b>	<b>1</b>	<b>0</b>	<b>468</b>	<b>233</b>
Kansas City	9	5	0	408	254
San Diego	8	5	1	360	352
Denver	3	11	0	256	409

CHAMPIONSHIP GAME: **Raiders 40, Houston 7**

SUPER BOWL II: **Green Bay 33, Raiders 14**

## 1968

### EASTERN DIVISION

Team	W	L	T	Pts	Opp
New York	11	3	0	419	280
Houston	7	7	0	303	248
Miami	5	8	1	276	355
Boston	4	10	0	229	406
Buffalo	1	12	1	199	367

### WESTERN DIVISION

Team	W	L	T	Pts	Opp
<b>Raiders*</b>	<b>12</b>	<b>2</b>	<b>0</b>	<b>453</b>	<b>233</b>
Kansas City*	12	2	0	371	170
San Diego	9	5	0	382	310
Denver	5	9	0	255	404
Cincinnati	3	11	0	215	329

\***Raiders won playoff game 41-6**

CHAMPIONSHIP GAME: **NY Jets 27, Raiders 23**

SUPER BOWL III: **NY Jets 16, Baltimore 7**

## 1969

### EASTERN DIVISION

Team	W	L	T	Pts	Opp
New York	10	4	0	353	269
Houston	6	6	2	278	279
Boston	4	10	0	266	316
Buffalo	4	10	0	230	359
Miami	3	10	1	233	332

### WESTERN DIVISION

Team	W	L	T	Pts	Opp
<b>Raiders</b>	<b>12</b>	<b>1</b>	<b>1</b>	<b>377</b>	<b>242</b>
Kansas City	11	3	0	359	177
San Diego	8	6	0	288	276
Denver	5	8	1	297	344
Cincinnati	4	9	1	280	367

PLAYOFF: **Kansas City 13, NY Jets 6**

PLAYOFF: **Raiders 56, Houston 7**

CHAMPIONSHIP GAME: **Kansas City 17, Raiders 7**

SUPER BOWL IV: **Kansas City 23, Minnesota 7**

## NATIONAL FOOTBALL LEAGUE

## 1970

### AMERICAN CONFERENCE

#### Western Division

Team	W	L	T	Pts	Opp
<b>Raiders</b>	<b>8</b>	<b>4</b>	<b>2</b>	<b>300</b>	<b>293</b>
Kansas City	7	5	2	272	244
San Diego	5	6	3	282	278
Denver	5	8	1	253	264

#### Central Division

Cincinnati	8	6	0	312	255
Cleveland	7	7	0	286	265
Pittsburgh	5	9	0	210	272
Houston	3	10	1	217	352

#### Eastern Division

Baltimore	11	2	1	321	234
Miami	10	4	0	297	228
NY Jets	4	10	0	255	286
Buffalo	3	10	1	204	337
Boston	2	12	0	149	361

### NATIONAL CONFERENCE

#### Western Division

Team	W	L	T	Pts	Opp
San Francisco	10	3	1	352	267
Los Angeles	9	4	1	325	202
Atlanta	4	8	2	206	261
New Orleans	2	11	1	172	347

#### Central Division

Minnesota	12	2	0	335	143
Detroit	10	4	0	347	202
Chicago	6	8	0	256	261
Green Bay	6	8	0	196	293

#### Eastern Division

Dallas	10	4	0	299	221
NY Giants	9	5	0	301	270
St. Louis	8	5	1	325	228
Washington	6	8	0	297	314
Philadelphia	3	10	1	241	332

AFC PLAYOFFS: **Raiders 21, Miami 14**; Baltimore 17, Cincinnati 0

AFC CHAMPIONSHIP: **Baltimore 27, Raiders 17**

NFC PLAYOFFS: Dallas 5, Detroit 0; San Francisco 17, Minnesota 14

NFC CHAMPIONSHIP: Dallas 17, San Francisco 10

SUPER BOWL V: Baltimore 16, Dallas 13

1971

**AMERICAN CONFERENCE**

**Western Division**

Team	W	L	T	Pts	Opp
Kansas City	10	3	1	302	208
<b>Raiders</b>	<b>8</b>	<b>4</b>	<b>2</b>	<b>344</b>	<b>278</b>
San Diego	6	8	0	311	341
Denver	4	9	1	203	275

**Central Division**

Cleveland	9	5	0	285	273
Pittsburgh	6	8	0	246	292
Houston	4	9	1	251	330
Cincinnati	4	10	0	284	265

**Eastern Division**

Miami	10	3	1	315	174
Baltimore	10	4	0	313	140
New England	6	8	0	238	325
NY Jets	6	8	0	212	299
Buffalo	1	13	0	184	394

**NATIONAL CONFERENCE**

**Western Division**

Team	W	L	T	Pts	Opp
San Francisco	9	5	0	300	216
Los Angeles	8	5	1	313	260
Atlanta	7	6	1	274	277
New Orleans	4	8	2	266	347

**Central Division**

Minnesota	11	3	0	245	139
Detroit	7	6	1	341	286
Chicago	6	8	0	185	276
Green Bay	4	8	2	274	298

**Eastern Division**

Dallas	11	3	0	406	222
Washington	9	4	1	276	190
Philadelphia	6	7	1	221	302
St. Louis	4	9	1	231	279
NY Giants	4	10	0	228	362

AFC PLAYOFFS: Miami 27, Kansas City 24 (2 OT); Baltimore 20, Cleveland 3

AFC CHAMPIONSHIP: Miami 21, Baltimore 0

NFC PLAYOFFS: San Francisco 24, Washington 20; Dallas 20, Minnesota 12

NFC CHAMPIONSHIP: Dallas 14, San Francisco 3

SUPER BOWL VI: Dallas 24, Miami 3

1972

**AMERICAN CONFERENCE**

**Western Division**

Team	W	L	T	Pts	Opp
<b>Raiders</b>	<b>10</b>	<b>3</b>	<b>1</b>	<b>365</b>	<b>248</b>
Kansas City	8	6	0	287	254
Denver	5	9	0	325	350
San Diego	4	9	1	264	344

**Central Division**

Pittsburgh	11	3	0	343	175
Cleveland	10	4	0	268	249
Cincinnati	8	6	0	299	229
Houston	1	13	0	164	380

**Eastern Division**

Miami	14	0	0	385	171
NY Jets	7	7	0	367	324
Baltimore	5	9	0	235	252
Buffalo	4	9	1	257	377
New England	3	11	0	192	446

**NATIONAL CONFERENCE**

**Western Division**

Team	W	L	T	Pts	Opp
San Francisco	8	5	1	353	249
Atlanta	7	7	0	269	274
Los Angeles	6	7	1	291	286
New Orleans	2	11	1	215	361

**Central Division**

Green Bay	10	4	0	304	226
Detroit	8	5	1	339	290
Minnesota	7	7	0	301	252
Chicago	4	9	1	225	275

**Eastern Division**

Washington	11	3	0	336	218
Dallas	10	4	0	319	240
NY Giants	8	6	0	331	247
St. Louis	4	9	1	193	303
Philadelphia	2	11	1	145	352

AFC PLAYOFFS: **Pittsburgh 13, Raiders 7**; Miami 20, Cleveland 14

AFC CHAMPIONSHIP: Miami 21, Pittsburgh 17

NFC PLAYOFFS: Dallas 30, San Francisco 28; Washington 16, Green Bay 3

NFC CHAMPIONSHIP: Washington 26, Dallas 3

SUPER BOWL VII: Miami 14, Washington 7

## 1973

### AMERICAN CONFERENCE

#### Western Division

Team	W	L	T	Pts	Opp
<b>Raiders</b>	<b>9</b>	<b>4</b>	<b>1</b>	<b>292</b>	<b>175</b>
Denver	7	5	2	354	296
Kansas City	7	5	2	231	192
San Diego	2	11	1	188	386

#### Central Division

Cincinnati	10	4	0	286	231
Pittsburgh	10	4	0	347	210
Cleveland	7	5	2	234	255
Houston	1	13	0	199	447

#### Eastern Division

Miami	12	2	0	343	150
Buffalo	9	5	0	259	230
New England	5	9	0	258	300
Baltimore	4	10	0	226	341
NY Jets	4	10	0	240	306

AFC PLAYOFFS: **Raiders 33, Pittsburgh 14**; Miami 34, Cincinnati 16

AFC CHAMPIONSHIP: **Miami 27, Raiders 10**

NFC PLAYOFFS: Minnesota 27, Washington 20; Dallas 27, Los Angeles 16

NFC CHAMPIONSHIP: Minnesota 27, Dallas 10

SUPER BOWL VIII: Miami 24, Minnesota 7

### NATIONAL CONFERENCE

#### Western Division

Team	W	L	T	Pts	Opp
Los Angeles	12	2	0	388	178
Atlanta	9	5	0	318	224
New Orleans	5	9	0	163	312
San Francisco	5	9	0	262	319

#### Central Division

Minnesota	12	2	0	296	168
Detroit	6	7	1	271	247
Green Bay	5	7	2	202	259
Chicago	3	11	0	195	334

#### Eastern Division

Dallas	10	4	0	382	203
Washington	10	4	0	325	198
Philadelphia	5	8	1	310	393
St. Louis	4	9	1	286	365
NY Giants	2	11	1	226	362

## 1974

### AMERICAN CONFERENCE

#### Western Division

Team	W	L	T	Pts	Opp
<b>Raiders</b>	<b>12</b>	<b>2</b>	<b>0</b>	<b>355</b>	<b>228</b>
Denver	7	6	1	302	294
Kansas City	5	9	0	233	293
San Diego	5	9	0	212	285

#### Central Division

Pittsburgh	10	3	1	305	189
Cincinnati	7	7	0	283	259
Houston	7	7	0	236	282
Cleveland	4	10	0	251	344

#### Eastern Division

Miami	11	3	0	327	216
Buffalo	9	5	0	264	244
New England	7	7	0	348	289
NY Jets	7	7	0	279	300
Baltimore	2	12	0	190	329

AFC PLAYOFFS: **Raiders 28, Miami 26**; Pittsburgh 32, Buffalo 14

AFC CHAMPIONSHIP: **Pittsburgh 24, Raiders 13**

NFC PLAYOFFS: Minnesota 30, St. Louis 14; Los Angeles 19, Washington 10

NFC CHAMPIONSHIP: Minnesota 14, Los Angeles 10

SUPER BOWL IX: Pittsburgh 16, Minnesota 6

### NATIONAL CONFERENCE

#### Western Division

Team	W	L	T	Pts	Opp
Los Angeles	10	4	0	263	181
San Francisco	6	8	0	226	236
New Orleans	5	9	0	166	263
Atlanta	3	11	0	111	271

#### Central Division

Minnesota	10	4	0	310	195
Detroit	7	7	0	256	270
Green Bay	6	8	0	210	206
Chicago	4	10	0	152	279

#### Eastern Division

St. Louis	10	4	0	285	218
Washington	10	4	0	320	196
Dallas	8	6	0	297	235
Philadelphia	7	7	0	242	217
NY Giants	2	12	0	195	299

1975

**AMERICAN CONFERENCE**

**Western Division**

Team	W	L	T	Pts	Opp
<b>Raiders</b>	<b>11</b>	<b>3</b>	<b>0</b>	<b>375</b>	<b>255</b>
Denver	6	8	0	254	307
Kansas City	5	9	0	282	341
San Diego	2	12	0	189	345

**Central Division**

Pittsburgh	12	2	0	373	162
Cincinnati	11	3	0	340	246
Houston	10	4	0	293	226
Cleveland	3	11	0	218	372

**Eastern Division**

Baltimore	10	4	0	395	269
Miami	10	4	0	357	222
Buffalo	8	6	0	420	355
New England	3	11	0	258	358
NY Jets	3	11	0	258	433

AFC PLAYOFFS: **Raiders 31, Cincinnati 28**; Pittsburgh 28, Baltimore 10

AFC CHAMPIONSHIP: **Pittsburgh 16, Raiders 10**

NFC PLAYOFFS: Dallas 17, Minnesota 14; Los Angeles 35, St. Louis 23

NFC CHAMPIONSHIP: Dallas 37, Los Angeles 7

SUPER BOWL X: Pittsburgh 21, Dallas 17

**NATIONAL CONFERENCE**

**Western Division**

Team	W	L	T	Pts	Opp
Los Angeles	12	2	0	312	135
San Francisco	5	9	0	255	286
Atlanta	4	10	0	240	289
New Orleans	2	12	0	165	360

**Central Division**

Minnesota	12	2	0	377	180
Detroit	7	7	0	245	262
Chicago	4	10	0	191	379
Green Bay	4	10	0	226	285

**Eastern Division**

St. Louis	11	3	0	356	276
Dallas	10	4	0	350	268
Washington	8	6	0	325	276
NY Giants	5	9	0	216	306
Philadelphia	4	10	0	225	302

1976

**AMERICAN CONFERENCE**

**Western Division**

Team	W	L	T	Pts	Opp
<b>Raiders</b>	<b>13</b>	<b>1</b>	<b>0</b>	<b>350</b>	<b>237</b>
Denver	9	5	0	315	206
San Diego	6	8	0	248	285
Kansas City	5	9	0	290	376
Tampa Bay	0	14	0	125	412

**Central Division**

Pittsburgh	10	4	0	342	138
Cincinnati	10	4	0	335	210
Cleveland	9	5	0	267	287
Houston	5	9	0	222	273

**Eastern Division**

Baltimore	11	3	0	417	246
New England	11	3	0	376	236
Miami	6	8	0	263	264
NY Jets	3	11	0	169	383
Buffalo	2	12	0	245	363

AFC PLAYOFFS: **Raiders 24, New England 21**; Pittsburgh 40, Baltimore 14

AFC CHAMPIONSHIP: **Raiders 24, Pittsburgh 7**

NFC PLAYOFFS: Minnesota 35, Washington 20; LA Rams 14, Dallas 12

NFC CHAMPIONSHIP: Minnesota 24, LA Rams 13

SUPER BOWL XI: **Raiders 32, Minnesota 14**

**NATIONAL CONFERENCE**

**Western Division**

Team	W	L	T	Pts	Opp
Los Angeles	10	3	1	351	190
San Francisco	8	6	0	270	190
Atlanta	4	10	0	172	312
New Orleans	4	10	0	253	346
Seattle	2	12	0	229	429

**Central Division**

Minnesota	11	2	1	305	176
Chicago	7	7	0	253	216
Detroit	6	8	0	262	220
Green Bay	5	9	0	218	299

**Eastern Division**

Dallas	11	3	0	296	194
Washington	10	4	0	291	217
St. Louis	10	4	0	309	267
Philadelphia	4	10	0	165	286
NY Giants	3	11	0	170	250

1977

AMERICAN CONFERENCE

**Western Division**

Team	W	L	T	Pts	Opp
Denver	12	2	0	274	148
<b>Raiders</b>	<b>11</b>	<b>3</b>	<b>0</b>	<b>351</b>	<b>230</b>
San Diego	7	7	0	222	205
Seattle	5	9	0	282	373
Kansas City	2	12	0	225	349

**Central Division**

Pittsburgh	9	5	0	283	243
Houston	8	6	0	299	230
Cincinnati	8	6	0	238	235
Cleveland	6	8	0	269	267

**Eastern Division**

Baltimore	10	4	0	295	221
Miami	10	4	0	313	197
New England	9	5	0	278	217
NY Jets	3	11	0	191	300
Buffalo	3	11	0	160	313

AFC PLAYOFFS: **Raiders 37, Baltimore 31**; Denver 34, Pittsburgh 21  
 AFC CHAMPIONSHIP: **Denver 20, Raiders 17**  
 NFC PLAYOFFS: Dallas 37, Chicago 7; Minnesota 14, Los Angeles 7  
 NFC CHAMPIONSHIP: Dallas 23, Minnesota 6  
 SUPER BOWL XII: Dallas 27, Denver 10

NATIONAL CONFERENCE

**Western Division**

Team	W	L	T	Pts	Opp
Los Angeles	10	4	0	302	146
Atlanta	7	7	0	179	129
San Francisco	5	9	0	220	260
New Orleans	3	11	0	232	336

**Central Division**

Minnesota	9	5	0	231	227
Chicago	9	5	0	255	253
Detroit	6	8	0	183	252
Green Bay	4	10	0	134	219
Tampa Bay	2	12	0	103	223

**Eastern Division**

Dallas	12	2	0	345	212
Washington	9	5	0	196	189
St. Louis	7	7	0	272	287
Philadelphia	5	9	0	220	207
NY Giants	5	9	0	181	265

1978

AMERICAN CONFERENCE

**Western Division**

Team	W	L	T	Pts	Opp
Denver	10	6	0	282	198
<b>Raiders</b>	<b>9</b>	<b>7</b>	<b>0</b>	<b>311</b>	<b>283</b>
Seattle	9	7	0	345	358
San Diego	9	7	0	355	309
Kansas City	4	12	0	243	327

**Central Division**

Pittsburgh	14	2	0	356	195
Houston	10	6	0	283	298
Cleveland	8	8	0	334	356
Cincinnati	4	12	0	252	284

**Eastern Division**

New England	11	5	0	358	286
Miami	11	5	0	372	254
NY Jets	8	8	0	359	364
Buffalo	5	11	0	302	354
Baltimore	5	11	0	239	421

AFC WILD CARD PLAYOFF: Houston 17, Miami 9  
 AFC PLAYOFFS: Pittsburgh 33, Denver 10; Houston 31, New England 14  
 AFC CHAMPIONSHIP: Pittsburgh 34, Houston 5  
 NFC WILD CARD PLAYOFF: Atlanta 14, Philadelphia 13  
 NFC PLAYOFFS: Dallas 27, Atlanta 20; Los Angeles 34, Minnesota 10  
 NFC CHAMPIONSHIP: Dallas 28, Los Angeles 0  
 SUPER BOWL XIII: Pittsburgh 35, Dallas 31

NATIONAL CONFERENCE

**Western Division**

Team	W	L	T	Pts	Opp
Los Angeles	12	4	0	316	245
Atlanta	9	7	0	240	290
New Orleans	7	9	0	281	298
San Francisco	2	14	0	219	350

**Central Division**

Minnesota	8	7	1	294	306
Green Bay	8	7	1	249	269
Detroit	7	9	0	290	300
Chicago	7	9	0	253	274
Tampa Bay	5	11	0	241	259

**Eastern Division**

Dallas	12	4	0	384	208
Philadelphia	9	7	0	270	250
Washington	8	8	0	273	283
St. Louis	6	10	0	248	296
NY Giants	6	10	0	264	298

1979

AMERICAN CONFERENCE

NATIONAL CONFERENCE

**Western Division**

Team	W	L	T	Pts	Opp
San Diego	12	4	0	411	246
Denver	10	6	0	289	262
Seattle	9	7	0	378	372
<b>Raiders</b>	<b>9</b>	<b>7</b>	<b>0</b>	<b>365</b>	<b>337</b>
Kansas City	7	9	0	238	262

**Western Division**

Team	W	L	T	Pts	Opp
Los Angeles	9	7	0	323	309
New Orleans	8	8	0	370	360
Atlanta	6	10	0	300	388
San Francisco	2	14	0	308	416

**Central Division**

Pittsburgh	12	4	0	416	262
Houston	11	5	0	362	331
Cleveland	9	7	0	359	352
Cincinnati	4	12	0	337	421

**Central Division**

Tampa Bay	10	6	0	273	237
Chicago	10	6	0	306	249
Minnesota	7	9	0	259	337
Green Bay	5	11	0	246	316
Detroit	2	14	0	219	365

**Eastern Division**

Miami	10	6	0	341	257
New England	9	7	0	411	326
NY Jets	8	8	0	337	383
Buffalo	7	9	0	268	279
Baltimore	5	11	0	271	351

**Eastern Division**

Dallas	11	5	0	371	313
Philadelphia	11	5	0	339	282
Washington	10	6	0	348	295
NY Giants	6	10	0	237	323
St. Louis	5	11	0	307	358

AFC WILD CARD PLAYOFF: Houston 13, Denver 7  
 AFC PLAYOFFS: Houston 17, San Diego 14; Pittsburgh 34, Miami 14  
 AFC CHAMPIONSHIP: Pittsburgh 27, Houston 13  
 NFC WILD CARD PLAYOFF: Philadelphia 27, Chicago 17  
 NFC PLAYOFFS: Tampa Bay 24, Philadelphia 17; L.A. Rams 21, Dallas 19  
 NFC CHAMPIONSHIP: L.A. Rams 9, Tampa Bay 0  
 SUPER BOWL XIV: Pittsburgh 31, L.A. Rams 19

1980

AMERICAN CONFERENCE

NATIONAL CONFERENCE

**Western Division**

Team	W	L	T	Pts	Opp
San Diego	11	5	0	418	327
<b>Raiders</b>	<b>11</b>	<b>5</b>	<b>0</b>	<b>364</b>	<b>306</b>
Kansas City	8	8	0	319	336
Denver	8	8	0	310	323
Seattle	4	12	0	291	408

**Western Division**

Team	W	L	T	Pts	Opp
Atlanta	12	4	0	405	272
Los Angeles	11	5	0	424	289
San Francisco	6	10	0	320	415
New Orleans	1	15	0	291	487

**Central Division**

Cleveland	11	5	0	357	310
Houston	11	5	0	295	251
Pittsburgh	9	7	0	352	313
Cincinnati	6	10	0	244	312

**Central Division**

Minnesota	9	7	0	317	308
Detroit	9	7	0	334	272
Chicago	7	9	0	304	264
Tampa Bay	5	10	1	271	341
Green Bay	5	10	1	231	371

**Eastern Division**

Buffalo	11	5	0	320	260
New England	10	6	0	441	325
Miami	8	8	0	266	305
Baltimore	7	9	0	355	387
NY Jets	4	12	0	302	395

**Eastern Division**

Philadelphia	12	4	0	384	222
Dallas	12	4	0	454	311
Washington	6	10	0	261	293
St. Louis	5	11	0	299	350
NY Giants	4	12	0	249	425

AFC WILD CARD PLAYOFF: **Raiders 27, Houston 7**  
 AFC PLAYOFFS: **Raiders 14, Cleveland 12**; San Diego 20, Buffalo 14  
 AFC CHAMPIONSHIP: **Raiders 34, San Diego 27**  
 NFC WILD CARD PLAYOFF: Dallas 34, LA Rams 13  
 NFC PLAYOFFS: Philadelphia 31, Minnesota 16; Dallas 30, Atlanta 27  
 NFC CHAMPIONSHIP: Philadelphia 20, Dallas 7  
 SUPER BOWL XV: **Raiders 27, Philadelphia 10**

1981

AMERICAN CONFERENCE

Western Division

Team	W	L	T	Pts	Opp
San Diego	10	6	0	478	390
Denver	10	6	0	321	289
Kansas City	9	7	0	343	290
<b>Raiders</b>	<b>7</b>	<b>9</b>	<b>0</b>	<b>273</b>	<b>343</b>
Seattle	6	10	0	322	388

Central Division

Cincinnati	12	4	0	421	304
Pittsburgh	8	8	0	356	297
Houston	7	9	0	281	355
Cleveland	5	11	0	276	375

Eastern Division

Miami	11	4	1	345	275
NY Jets	10	5	1	355	287
Buffalo	10	6	0	311	276
Baltimore	2	14	0	259	533
New England	2	14	0	322	370

AFC WILD CARD PLAYOFF: Buffalo 31, NY Jets 27

AFC PLAYOFFS: San Diego 41, Miami 38 (OT); Cincinnati 28, Buffalo 21

AFC CHAMPIONSHIP: Cincinnati 27, San Diego 7

NFC PLAYOFFS: San Francisco 38, NY Giants 24; Dallas 38, Tampa Bay 0

NFC WILD CARD PLAYOFF: NY Giants 27, Philadelphia 21

NFC CHAMPIONSHIP: San Francisco 28, Dallas 27

SUPER BOWL XVI: San Francisco 26, Cincinnati 21

NATIONAL CONFERENCE

Western Division

Team	W	L	T	Pts	Opp
San Francisco	13	3	0	357	250
Atlanta	7	9	0	426	355
Los Angeles	6	10	0	303	351
New Orleans	4	12	0	207	378

Central Division

Tampa Bay	9	7	0	315	268
Detroit	8	8	0	397	322
Green Bay	8	8	0	324	361
Minnesota	7	9	0	325	369
Chicago	6	10	0	253	324

Eastern Division

Dallas	12	4	0	367	277
Philadelphia	10	6	0	368	221
NY Giants	9	7	0	295	257
Washington	8	8	0	347	349
St. Louis	7	9	0	315	408

1982

AMERICAN CONFERENCE

Western Division

Team	W	L	T	Pts	Opp
<b>Raiders</b>	<b>8</b>	<b>1</b>	<b>0</b>	<b>260</b>	<b>200</b>
San Diego	6	3	0	288	221
Seattle	4	5	0	127	147
Kansas City	3	6	0	176	184
Denver	2	7	0	148	226

Central Division

Cincinnati	7	2	0	232	177
Pittsburgh	6	3	0	204	146
Cleveland	4	5	0	140	182
Houston	1	8	0	136	245

Eastern Division

Miami	7	2	0	198	131
NY Jets	6	3	0	245	166
New England	5	4	0	143	157
Buffalo	4	5	0	150	154
Baltimore	0	8	1	113	236

AFC 1ST ROUND PLAYOFFS: **Raiders 27, Cleveland 10**; Miami 26, New England 13; San Diego 31, Pittsburgh 28; NY Jets 44, Cincinnati 17

AFC 2ND ROUND PLAYOFFS: **NY Jets 17, Raiders 14**; Miami 34, San Diego 13

AFC CHAMPIONSHIP: Miami 14, NY Jets 0

NFC 1ST ROUND PLAYOFFS: Washington 31, Detroit 7; Green Bay 41, St. Louis 16; Dallas 30, Tampa Bay 17; Minnesota 30, Atlanta 24

NFC 2ND ROUND PLAYOFFS: Dallas 37, Green Bay 26; Washington 21, Minnesota 7

NFC CHAMPIONSHIP: Washington 31, Dallas 17

SUPER BOWL XVII: Washington 27, Miami 17

NATIONAL CONFERENCE

Western Division

Team	W	L	T	Pts	Opp
Atlanta	5	4	0	183	199
New Orleans	4	5	0	129	160
San Francisco	3	6	0	209	206
LA Rams	2	7	0	200	250

Central Division

Green Bay	5	3	1	226	169
Tampa Bay	5	4	0	158	178
Minnesota	5	4	0	187	198
Detroit	4	5	0	181	176
Chicago	3	6	0	141	174

Eastern Division

Washington	8	1	0	190	128
Dallas	6	3	0	226	145
St. Louis	5	4	0	135	157
NY Giants	4	5	0	164	160
Philadelphia	3	6	0	191	195

1983

AMERICAN CONFERENCE

NATIONAL CONFERENCE

**Western Division**

Team	W	L	T	Pts	Opp
<b>Raiders</b>	<b>12</b>	<b>4</b>	<b>0</b>	<b>442</b>	<b>338</b>
Seattle	9	7	0	403	397
Denver	9	7	0	302	327
Kansas City	6	10	0	386	367
San Diego	6	10	0	358	462

**Western Division**

Team	W	L	T	Pts	Opp
San Francisco	10	6	0	432	293
LA Rams	9	7	0	361	344
New Orleans	8	8	0	319	337
Atlanta	7	9	0	370	389

**Central Division**

Pittsburgh	10	6	0	355	303
Cleveland	9	7	0	356	342
Cincinnati	7	9	0	346	302
Houston	2	14	0	288	460

**Central Division**

Detroit	9	7	0	347	286
Chicago	8	8	0	311	301
Green Bay	8	8	0	429	439
Minnesota	8	8	0	316	348
Tampa Bay	2	14	0	241	380

**Eastern Division**

Miami	12	4	0	389	250
Buffalo	8	8	0	283	351
New England	8	8	0	274	289
Baltimore	7	9	0	264	354
NY Jets	7	9	0	313	331

**Eastern Division**

Washington	14	2	0	541	332
Dallas	12	4	0	479	360
St. Louis	8	7	1	374	428
Philadelphia	5	11	0	233	322
NY Giants	3	12	1	267	347

AFC WILD CARD PLAYOFF: Seattle 31, Denver 7  
 AFC PLAYOFFS: Seattle 27, Miami 20; **Raiders 38, Pittsburgh 10**  
 AFC CHAMPIONSHIP: **Raiders 30, Seattle 14**  
 NFC WILD CARD PLAYOFF: LA Rams 24, Dallas 17  
 NFC PLAYOFFS: Washington 51, LA Rams 7; San Francisco 24, Detroit 23  
 NFC CHAMPIONSHIP: Washington 24, San Francisco 21  
 SUPER BOWL XVIII: **Raiders 38, Washington 9**

1984

AMERICAN CONFERENCE

NATIONAL CONFERENCE

**Western Division**

Team	W	L	T	Pts	Opp
Denver	13	3	0	353	241
Seattle	12	4	0	418	282
<b>Raiders</b>	<b>11</b>	<b>5</b>	<b>0</b>	<b>368</b>	<b>278</b>
Kansas City	8	8	0	314	324
San Diego	7	9	0	394	413

**Western Division**

Team	W	L	T	Pts	Opp
San Francisco	15	1	0	475	227
LA Rams	10	6	0	346	316
New Orleans	7	9	0	298	361
Atlanta	4	12	0	281	382

**Central Division**

Pittsburgh	9	7	0	387	310
Cincinnati	8	8	0	339	339
Cleveland	5	11	0	250	297
Houston	3	13	0	240	437

**Central Division**

Chicago	10	6	0	325	248
Green Bay	8	8	0	390	309
Tampa Bay	6	10	0	335	380
Detroit	4	11	1	283	408
Minnesota	3	13	0	276	484

**Eastern Division**

Miami	14	2	0	513	298
New England	9	7	0	362	352
NY Jets	7	9	0	332	364
Indianapolis	4	12	0	239	414
Buffalo	2	14	0	250	454

**Eastern Division**

Washington	11	5	0	426	310
NY Giants	9	7	0	299	301
St. Louis	9	7	0	423	345
Dallas	9	7	0	308	308
Philadelphia	6	9	1	278	320

AFC WILD CARD PLAYOFF: **Seattle 13, Raiders 7**  
 AFC PLAYOFFS: Miami 31, Seattle 10; Pittsburgh 24, Denver 17  
 AFC CHAMPIONSHIP: Miami 45, Pittsburgh 28  
 NFC WILD CARD PLAYOFF: NY Giants 16, LA Rams 13  
 NFC PLAYOFFS: San Francisco 21, NY Giants 10; Chicago 23, Washington 19  
 NFC CHAMPIONSHIP: San Francisco 23; Chicago 0  
 SUPER BOWL XIX: San Francisco 38, Miami 16

1985

AMERICAN CONFERENCE

Western Division

Team	W	L	T	Pts	Opp
<b>Raiders</b>	<b>12</b>	<b>4</b>	<b>0</b>	<b>354</b>	<b>308</b>
Denver	11	5	0	380	329
Seattle	8	8	0	349	303
San Diego	8	8	0	467	435
Kansas City	6	10	0	317	360

Central Division

Cleveland	8	8	0	287	294
Cincinnati	7	9	0	441	437
Pittsburgh	7	9	0	379	355
Houston	5	11	0	284	412

Eastern Division

Miami	12	4	0	428	320
NY Jets	11	5	0	393	264
New England	11	5	0	362	290
Indianapolis	5	11	0	320	386
Buffalo	2	14	0	200	381

NATIONAL CONFERENCE

Western Division

Team	W	L	T	Pts	Opp
LA Rams	11	5	0	340	277
San Francisco	10	6	0	411	263
New Orleans	5	11	0	294	401
Atlanta	4	12	0	282	452

Central Division

Chicago	15	1	0	456	198
Green Bay	8	8	0	337	355
Minnesota	7	9	0	346	359
Detroit	7	9	0	307	366
Tampa Bay	2	14	0	294	448

Eastern Division

Dallas	10	6	0	357	333
NY Giants	10	6	0	399	283
Washington	10	6	0	297	312
Philadelphia	7	9	0	286	310
St. Louis	5	11	0	278	414

AFC WILD CARD PLAYOFF: New England 26, NY Jets 14

AFC PLAYOFFS: Miami 24, Cleveland 21; **New England 27, Raiders 20**

AFC CHAMPIONSHIP: New England 31, Miami 14

NFC WILD CARD PLAYOFF: NY Giants 17, San Francisco 3

NFC PLAYOFFS: Chicago 21, NY Giants 0; LA Rams 20, Dallas 0

NFC CHAMPIONSHIP: Chicago 24, LA Rams 0

SUPER BOWL XX: Chicago 46, New England 10

1986

AMERICAN CONFERENCE

Western Division

Team	W	L	T	Pts	Opp
Denver	11	5	0	378	327
Kansas City	10	6	0	358	326
Seattle	10	6	0	366	293
<b>Raiders</b>	<b>8</b>	<b>8</b>	<b>0</b>	<b>323</b>	<b>346</b>
San Diego	4	12	0	335	396

Central Division

Cleveland	12	4	0	391	310
Cincinnati	10	6	0	409	394
Pittsburgh	6	10	0	307	336
Houston	5	11	0	274	329

Eastern Division

New England	11	5	0	412	307
NY Jets	10	6	0	364	386
Miami	8	8	0	430	405
Buffalo	4	12	0	287	348
Indianapolis	3	13	0	229	400

AFC WILD CARD PLAYOFF: NY Jets 35, Kansas City 15

AFC PLAYOFFS: Cleveland 23, NY Jets 20; Denver 22, New England 17

AFC CHAMPIONSHIP: Denver 23, Cleveland 10

NFC WILD CARD PLAYOFFS: Washington 19, LA Rams 7

NFC PLAYOFFS: Washington 27, Chicago 13; NY Giants 49, San Francisco 3

NFC CHAMPIONSHIP: NY Giants 17, Washington 0

SUPER BOWL XXI: NY Giants 39, Denver 20

NATIONAL CONFERENCE

Western Division

Team	W	L	T	Pts	Opp
San Francisco	10	5	1	374	247
LA Rams	10	6	0	309	267
Atlanta	7	8	1	280	280
New Orleans	7	9	0	288	287

Central Division

Chicago	14	2	0	352	187
Minnesota	9	7	0	398	273
Detroit	5	11	0	277	326
Green Bay	4	12	0	254	418
Tampa Bay	2	14	0	239	473

Eastern Division

NY Giants	14	2	0	371	236
Washington	12	4	0	368	296
Dallas	7	9	0	346	337
Philadelphia	5	10	1	256	312
St. Louis	4	11	1	218	351

1987

**AMERICAN CONFERENCE**

**Western Division**

Team	W	L	T	Pts	Opp
Denver	10	4	1	379	288
Seattle	9	6	0	371	314
San Diego	8	7	0	253	317
<b>Raiders</b>	<b>5</b>	<b>10</b>	<b>0</b>	<b>301</b>	<b>289</b>
Kansas City	4	11	0	273	388

**Central Division**

Cleveland	10	5	0	390	239
Houston	9	6	0	345	349
Pittsburgh	8	7	0	285	299
Cincinnati	4	11	0	285	370

**Eastern Division**

Indianapolis	9	6	0	300	238
New England	8	7	0	320	293
Miami	8	7	0	362	335
Buffalo	7	8	0	270	305
NY Jets	6	9	0	334	360

**NATIONAL CONFERENCE**

**Western Division**

Team	W	L	T	Pts	Opp
San Francisco	13	2	0	459	253
New Orleans	12	3	0	422	283
LA Rams	6	9	0	317	361
Atlanta	3	12	0	205	436

**Central Division**

Chicago	11	4	0	356	282
Minnesota	8	7	0	336	335
Green Bay	5	9	1	255	300
Tampa Bay	4	11	0	286	360
Detroit	4	11	0	269	384

**Eastern Division**

Washington	11	4	0	379	285
Dallas	7	8	0	340	348
St. Louis	7	8	0	362	368
Philadelphia	7	8	0	337	380
NY Giants	6	9	0	280	312

AFC WILD CARD PLAYOFF: Houston 23, Seattle 20

AFC PLAYOFFS: Cleveland 38, Indianapolis 21; Denver 34, Houston 10

AFC CHAMPIONSHIP: Denver 38, Cleveland 33

NFC WILD CARD PLAYOFF: Minnesota 44, New Orleans 10

NFC PLAYOFFS: Minnesota 36, San Francisco 24; Washington 21, Chicago 17

NFC CHAMPIONSHIP: Washington 17, Minnesota 10

SUPER BOWL XXII: Washington 42, Denver 10

1988

**AMERICAN CONFERENCE**

**Western Division**

Team	W	L	T	Pts	Opp
Seattle	9	7	0	339	329
Denver	8	8	0	327	352
<b>Raiders</b>	<b>7</b>	<b>9</b>	<b>0</b>	<b>325</b>	<b>369</b>
San Diego	6	10	0	231	332
Kansas City	4	11	1	254	320

**Central Division**

Cincinnati	12	4	0	448	329
Cleveland	10	6	0	304	288
Houston	10	6	0	424	365
Pittsburgh	5	11	0	336	421

**Eastern Division**

Buffalo	12	4	0	329	237
Indianapolis	9	7	0	354	315
New England	9	7	0	250	284
NY Jets	8	7	1	372	354
Miami	6	10	0	319	380

**NATIONAL CONFERENCE**

**Western Division**

Team	W	L	T	Pts	Opp
San Francisco	10	6	0	369	294
LA Rams	10	6	0	407	293
New Orleans	10	6	0	312	283
Atlanta	5	11	0	244	315

**Central Division**

Chicago	12	4	0	312	215
Minnesota	11	5	0	406	233
Tampa Bay	5	11	0	261	350
Detroit	4	12	0	220	313
Green Bay	4	12	0	240	315

**Eastern Division**

Philadelphia	10	6	0	379	319
NY Giants	10	6	0	359	304
Washington	7	9	0	345	387
Phoenix	7	9	0	344	398
Dallas	3	13	0	265	381

AFC WILD CARD PLAYOFF: Houston 24, Cleveland 23

AFC PLAYOFFS: Cincinnati 21, Seattle 13; Buffalo 17, Houston 10

AFC CHAMPIONSHIP: Cincinnati 21, Buffalo 10

NFC WILD CARD PLAYOFF: Minnesota 28, LA Rams 17

NFC PLAYOFFS: Chicago 20, Philadelphia 12; San Francisco 34, Minnesota 9

NFC CHAMPIONSHIP: San Francisco 28, Chicago 3

SUPER BOWL XXIII: San Francisco 20, Cincinnati 16

1989

AMERICAN CONFERENCE

Western Division					
Team	W	L	T	Pts	Opp
Denver	11	5	0	362	226
Kansas City	8	7	1	318	286
<b>Raiders</b>	<b>8</b>	<b>8</b>	<b>0</b>	<b>315</b>	<b>297</b>
Seattle	7	9	0	241	327
San Diego	6	10	0	266	290
Central Division					
Cleveland	9	6	1	334	254
Houston	9	7	0	365	412
Pittsburgh	9	7	0	265	326
Cincinnati	8	8	0	404	285

Eastern Division					
Buffalo	9	7	0	409	317
Indianapolis	8	8	0	298	301
Miami	8	8	0	331	379
New England	5	11	0	297	391
NY Jets	4	12	0	253	411

AFC WILD CARD PLAYOFF: Pittsburgh 26, Houston 23 (OT)

AFC PLAYOFFS: Cleveland 34, Buffalo 30; Denver 24, Pittsburgh 23

AFC CHAMPIONSHIP: Denver 37, Cleveland 21

NFC WILD CARD PLAYOFF: L.A. Rams 21, Philadelphia 7

NFC PLAYOFFS: LA Rams 19, NY Giants 13; San Francisco 41, Minnesota 13

NFC CHAMPIONSHIP: San Francisco 30, LA Rams 3

SUPER BOWL XXIV: San Francisco 55, Denver 10

NATIONAL CONFERENCE

Western Division					
Team	W	L	T	Pts	Opp
San Francisco	14	2	0	442	253
LA Rams	11	5	0	426	344
New Orleans	9	7	0	386	301
Atlanta	3	13	0	279	437
Central Division					
Minnesota	10	6	0	351	275
Green Bay	10	6	0	362	356
Detroit	7	9	0	312	364
Chicago	6	10	0	358	377
Tampa Bay	5	11	0	320	419

Eastern Division					
NY Giants	12	4	0	348	252
Philadelphia	11	5	0	342	274
Washington	10	6	0	386	308
Phoenix	5	11	0	258	377
Dallas	1	15	0	204	393

1990

AMERICAN CONFERENCE

Western Division					
Team	W	L	T	Pts	Opp
<b>Raiders</b>	<b>12</b>	<b>4</b>	<b>0</b>	<b>337</b>	<b>268</b>
Kansas City	11	5	0	369	257
Seattle	9	7	0	306	286
San Diego	6	10	0	315	281
Denver	5	11	0	331	374
Central Division					
Cincinnati	9	7	0	360	352
Houston	9	7	0	405	307
Pittsburgh	9	7	0	292	240
Cleveland	3	13	0	228	462

Eastern Division					
Buffalo	13	3	0	428	263
Miami	12	4	0	336	242
Indianapolis	7	9	0	281	353
NY Jets	6	10	0	295	345
New England	1	15	0	181	446

AFC WILD CARD PLAYOFFS: Miami 17, Kansas City 16; Cincinnati 41, Houston 14

AFC PLAYOFFS: Buffalo 44, Miami 34; **Raiders 20, Cincinnati 10**

AFC CHAMPIONSHIP: **Buffalo 51, Raiders 3**

NFC WILD CARD PLAYOFFS: Washington 20, Philadelphia 6; Chicago 16, New Orleans 6

NFC PLAYOFFS: San Francisco 28, Washington 10; NY Giants 31, Chicago 3

NFC CHAMPIONSHIP: NY Giants 15, San Francisco 13

SUPER BOWL XXV: NY Giants 20, Buffalo 19

NATIONAL CONFERENCE

Western Division					
Team	W	L	T	Pts	Opp
San Francisco	14	2	0	353	239
New Orleans	8	8	0	274	275
LA Rams	5	11	0	345	412
Atlanta	5	11	0	348	365
Central Division					
Chicago	11	5	0	348	280
Tampa Bay	6	10	0	264	367
Detroit	6	10	0	373	413
Green Bay	6	10	0	271	347
Minnesota	6	10	0	351	326

Eastern Division					
NY Giants	13	3	0	335	211
Philadelphia	10	6	0	396	299
Washington	10	6	0	381	301
Dallas	7	9	0	244	308
Phoenix	5	11	0	268	396

1991

**AMERICAN CONFERENCE**

**Western Division**

Team	W	L	T	Pts	Opp
Denver	12	4	0	304	235
Kansas City	10	6	0	322	252
<b>Raiders</b>	<b>9</b>	<b>7</b>	<b>0</b>	<b>298</b>	<b>297</b>
Seattle	7	9	0	276	261
San Diego	4	12	0	274	342

**Central Division**

Houston	11	5	0	386	251
Pittsburgh	7	9	0	292	344
Cleveland	6	10	0	293	298
Cincinnati	3	13	0	263	435

**Eastern Division**

Buffalo	13	3	0	458	318
NY Jets	8	8	0	314	293
Miami	8	8	0	343	349
New England	6	10	0	211	305
Indianapolis	1	15	0	143	381

**NATIONAL CONFERENCE**

**Western Division**

Team	W	L	T	Pts	Opp
New Orleans	11	5	0	341	211
Atlanta	10	6	0	361	338
San Francisco	10	6	0	393	239
LA Rams	3	13	0	234	390

**Central Division**

Detroit	12	4	0	339	295
Chicago	11	5	0	299	269
Minnesota	8	8	0	301	306
Green Bay	4	12	0	273	313
Tampa Bay	3	13	0	199	365

**Eastern Division**

Washington	14	2	0	485	244
Dallas	11	5	0	342	310
Philadelphia	10	6	0	285	244
NY Giants	8	8	0	281	297
Phoenix	4	12	0	196	344

AFC WILD CARD PLAYOFFS: **Kansas City 10, Raiders 6**; Houston 17, NY Jets 10

AFC CHAMPIONS: Denver 26, Houston 24; Buffalo 37, Kansas 14

AFC CHAMPIONSHIP: Buffalo 10, Denver 7

NFC WILD CARD PLAYOFFS: Atlanta 27, New Orleans 20; Dallas 17, Chicago 13

NFC PLAYOFFS: Washington 24, Atlanta 7; Detroit 38, Dallas 6

NFC CHAMPIONSHIP: Washington 31, Detroit 10

SUPER BOWL XXVI: Washington 37, Buffalo 24

1992

**AMERICAN CONFERENCE**

**Western Division**

Team	W	L	T	Pts	Opp
San Diego	11	5	0	335	241
Kansas City	10	6	0	348	282
Denver	8	8	0	262	329
<b>Raiders</b>	<b>7</b>	<b>9</b>	<b>0</b>	<b>249</b>	<b>281</b>
Seattle	2	14	0	140	312

**Central Division**

Pittsburgh	11	5	0	299	225
Houston	10	6	0	352	258
Cleveland	7	9	0	272	275
Cincinnati	5	11	0	274	364

**Eastern Division**

Miami	11	5	0	340	281
Buffalo	11	5	0	381	283
Indianapolis	9	7	0	216	302
NY Jets	4	12	0	220	315
New England	2	14	0	205	363

**NATIONAL CONFERENCE**

**Western Division**

Team	W	L	T	Pts	Opp
San Francisco	14	2	0	431	236
New Orleans	12	4	0	330	202
Atlanta	6	10	0	327	414
LA Rams	6	10	0	313	383

**Central Division**

Minnesota	11	5	0	374	249
Green Bay	9	7	0	276	296
Detroit	5	11	0	273	332
Chicago	5	11	0	295	361
Tampa Bay	5	11	0	267	365

**Eastern Division**

Dallas	13	3	0	409	243
Philadelphia	11	5	0	354	245
Washington	9	7	0	300	255
NY Giants	6	10	0	306	367
Phoenix	4	12	0	243	332

AFC WILD CARD PLAYOFFS: San Diego 17, Kansas City 0; Buffalo 41, Houston 38 (OT)

AFC PLAYOFFS: Buffalo 24, Pittsburgh 3; Miami 31, San Diego 0

AFC CHAMPIONSHIP: Buffalo 29, Miami 10

NFC WILD CARD PLAYOFFS: Washington 24, Minnesota 7; Philadelphia 36, New Orleans 20

NFC PLAYOFFS: San Francisco 20, Washington 13; Dallas 34, Philadelphia 10

NFC CHAMPIONSHIP: Dallas 30, San Francisco 20

SUPER BOWL XXVII: Dallas 52, Buffalo 17

1993

AMERICAN CONFERENCE

Western Division

Team	W	L	T	Pts	Opp
Kansas City	11	5	0	328	291
<b>Raiders</b>	<b>10</b>	<b>6</b>	<b>0</b>	<b>306</b>	<b>326</b>
Denver	9	7	0	373	284
San Diego	8	8	0	322	290
Seattle	6	10	0	280	314

Central Division

Houston	12	4	0	368	238
Pittsburgh	9	7	0	308	281
Cleveland	7	9	0	304	307
Cincinnati	3	13	0	187	319

Eastern Division

Buffalo	12	4	0	329	242
Miami	9	7	0	349	351
NY Jets	8	8	0	270	247
New England	5	11	0	238	286
Indianapolis	4	12	0	189	378

AFC WILD CARD PLAYOFFS: **Raiders 42, Denver 24**; Kansas City 27, Pittsburgh 24 (OT)

AFC PLAYOFFS: **Buffalo 29, Raiders 23**; Kansas City 28, Houston 20

AFC CHAMPIONSHIP: Buffalo 30, Kansas City 13

NFC WILD CARD PLAYOFFS: Green Bay 28, Detroit 24; NY Giants 17, Minnesota 10

NFC PLAYOFFS: San Francisco 44, NY Giants 3; Dallas 27, Green Bay 17

NFC CHAMPIONSHIP: Dallas 38, San Francisco 21

SUPER BOWL XXVIII: Dallas 30, Buffalo 13

NATIONAL CONFERENCE

Western Division

Team	W	L	T	Pts	Opp
San Francisco	10	6	0	473	295
New Orleans	8	8	0	317	343
Atlanta	6	10	0	316	385
LA Rams	5	11	0	221	367

Central Division

Detroit	10	6	0	298	292
Minnesota	9	7	0	277	290
Green Bay	9	7	0	340	282
Chicago	7	9	0	234	230
Tampa Bay	5	11	0	237	376

Eastern Division

Dallas	12	4	0	376	229
NY Giants	11	5	0	288	205
Philadelphia	8	8	0	293	315
Phoenix	7	9	0	326	269
Washington	4	12	0	230	345

1994

AMERICAN CONFERENCE

Western Division

Team	W	L	T	Pts	Opp
San Diego	11	5	0	381	306
Kansas City	9	7	0	319	298
<b>Raiders</b>	<b>9</b>	<b>7</b>	<b>0</b>	<b>303</b>	<b>327</b>
Denver	7	9	0	347	396
Seattle	6	10	0	287	323

Central Division

Pittsburgh	12	4	0	316	234
Cleveland	11	5	0	340	204
Cincinnati	3	13	0	276	406
Houston	2	14	0	226	352

Eastern Division

Miami	10	6	0	389	327
New England	10	6	0	351	312
Indianapolis	8	8	0	307	320
Buffalo	7	9	0	340	356
NY Jets	6	10	0	264	320

AFC WILD CARD PLAYOFFS: Miami 27, Kansas City, 17; Cleveland 20, New England 13

AFC PLAYOFFS: Pittsburgh 29, Cleveland 9; San Diego 22, Miami 21

AFC CHAMPIONSHIP: San Diego 17, Pittsburgh 13

NFC WILD CARD PLAYOFFS: Green Bay 16, Detroit 12; Chicago 35, Minnesota 18

NFC PLAYOFFS: San Francisco 44, Chicago 15; Dallas 35, Green Bay 9

NFC CHAMPIONSHIP: San Francisco 38, Dallas 28

SUPER BOWL XXIX: San Francisco 49, San Diego 26

NATIONAL CONFERENCE

Western Division

Team	W	L	T	Pts	Opp
San Francisco	13	3	0	505	296
New Orleans	7	9	0	348	407
Atlanta	7	9	0	317	385
LA Rams	4	12	0	286	365

Central Division

Minnesota	10	6	0	356	314
Green Bay	9	7	0	382	287
Detroit	9	7	0	357	342
Chicago	9	7	0	271	307
Tampa Bay	6	10	0	251	351

Eastern Division

Dallas	12	4	0	414	248
NY Giants	9	7	0	279	305
Arizona	8	8	0	235	267
Philadelphia	7	9	0	308	308
Washington	3	13	0	320	412

1995

**AMERICAN CONFERENCE**

**Western Division**

Team	W	L	T	Pts	Opp
Kansas City	13	3	0	358	241
San Diego	9	7	0	321	323
<b>Raiders</b>	<b>8</b>	<b>8</b>	<b>0</b>	<b>348</b>	<b>332</b>
Seattle	8	8	0	363	366
Denver	8	8	0	388	345

**Central Division**

Pittsburgh	11	5	0	407	327
Cincinnati	7	9	0	349	374
Houston	7	9	0	348	324
Cleveland	5	11	0	289	356
Jacksonville	4	12	0	275	404

**Eastern Division**

Buffalo	10	6	0	350	335
Indianapolis	9	7	0	331	316
Miami	9	7	0	398	332
New England	6	10	0	294	377
NY Jets	3	13	0	233	384

**NATIONAL CONFERENCE**

**Western Division**

Team	W	L	T	Pts	Opp
San Francisco	11	5	0	457	258
Atlanta	9	7	0	362	349
New Orleans	7	9	0	319	348
St. Louis	7	9	0	309	418
Carolina	7	9	0	289	325

**Central Division**

Green Bay	11	5	0	404	314
Detroit	10	6	0	436	336
Chicago	9	7	0	392	360
Minnesota	8	8	0	412	385
Tampa Bay	7	9	0	238	335

**Eastern Division**

Dallas	12	4	0	435	291
Philadelphia	10	6	0	318	338
Washington	6	10	0	326	359
NY Giants	5	11	0	290	340
Arizona	4	12	0	275	422

AFC WILD CARD PLAYOFFS: Buffalo 37, Miami 22; Indianapolis 35, San Diego 20

AFC PLAYOFFS: Pittsburgh 40, Buffalo 21; Indianapolis 10, Kansas City 7

AFC CHAMPIONSHIP: Pittsburgh 20, Indianapolis 16

NFC WILD CARD PLAYOFFS: Philadelphia 58, Detroit 37; Green Bay 37, Atlanta 20

NFC PLAYOFFS: Green Bay 27, San Francisco 17; Dallas 30, Philadelphia 11

NFC CHAMPIONSHIP: Dallas 30, Green Bay 27

SUPER BOWL XXX: Dallas 27, Pittsburgh 17

1996

**AMERICAN CONFERENCE**

**Western Division**

Team	W	L	T	Pts	Opp
Denver	13	3	0	391	275
Kansas City	9	7	0	297	300
San Diego	8	8	0	310	376
<b>Raiders</b>	<b>7</b>	<b>9</b>	<b>0</b>	<b>340</b>	<b>293</b>
Seattle	7	9	0	317	376

**Central Division**

Pittsburgh	10	6	0	344	257
Jacksonville	9	7	0	325	335
Cincinnati	8	8	0	372	369
Houston	8	8	0	345	319
Baltimore	4	12	0	371	441

**Eastern Division**

New England	11	5	0	418	313
Buffalo	10	6	0	319	266
Indianapolis	9	7	0	317	334
Miami	8	8	0	339	325
NY Jets	1	15	0	279	454

**NATIONAL CONFERENCE**

**Western Division**

Team	W	L	T	Pts	Opp
Carolina	12	4	0	367	218
San Francisco	12	4	0	398	257
St. Louis	6	10	0	303	409
Atlanta	3	13	0	309	461
New Orleans	3	13	0	229	339

**Central Division**

Green Bay	13	3	0	456	210
Minnesota	9	7	0	298	315
Chicago	7	9	0	283	305
Tampa Bay	6	10	0	221	293
Detroit	5	11	0	302	368

**Eastern Division**

Dallas	10	6	0	286	250
Philadelphia	10	6	0	363	341
Washington	9	7	0	364	312
Arizona	7	9	0	300	397
NY Giants	6	10	0	242	297

AFC WILD CARD PLAYOFFS: Jacksonville 30, Buffalo 27; Pittsburgh 42, Indianapolis 14

AFC PLAYOFFS: Jacksonville 30, Denver 27; New England 28, Pittsburgh 3

AFC CHAMPIONSHIP: New England 20, Jacksonville 6

NFC WILD CARD PLAYOFFS: Dallas 40, Minnesota 15; San Francisco 14, Philadelphia 0

NFC PLAYOFFS: Green Bay 35, San Francisco 14; Carolina 26, Dallas 17

NFC CHAMPIONSHIP: Green Bay 30, Carolina 13

SUPER BOWL XXXI: Green Bay 35, New England 21

1997

**AMERICAN CONFERENCE**

**Western Division**

Team	W	L	T	Pts	Opp
Kansas City	13	3	0	375	232
Denver	12	4	0	472	287
Seattle	8	8	0	365	362
<b>Raiders</b>	<b>4</b>	<b>12</b>	<b>0</b>	<b>324</b>	<b>419</b>
San Diego	4	12	0	266	425

**Central Division**

Pittsburgh	11	5	0	372	307
Jacksonville	11	5	0	394	318
Tennessee	8	8	0	333	310
Cincinnati	7	9	0	355	405
Baltimore	6	9	1	326	345

**Eastern Division**

New England	10	6	0	369	289
Miami	9	7	0	339	327
NY Jets	9	7	0	348	287
Buffalo	6	10	0	255	367
Indianapolis	3	13	0	313	401

AFC WILD CARD PLAYOFFS: Denver 42, Jacksonville 17; New England 17, Miami 3

AFC PLAYOFFS: Pittsburgh 7, New England 6; Denver 14, Kansas City 10

AFC CHAMPIONSHIP: Denver 24, Pittsburgh 21

NFC WILD CARD PLAYOFFS: Minnesota 23, NY Giants 22; Tampa Bay 20, Detroit 10

NFC PLAYOFFS: Green Bay 21, Tampa Bay 7; San Francisco 38, Minnesota 22

NFC CHAMPIONSHIP: Green Bay 23, San Francisco 10

SUPER BOWL XXXII: Denver 31, Green Bay 24

**NATIONAL CONFERENCE**

**Western Division**

Team	W	L	T	Pts	Opp
San Francisco	13	3	0	375	265
Carolina	7	9	0	265	314
Atlanta	7	9	0	320	361
New Orleans	6	10	0	237	327
St. Louis	5	11	0	299	359

**Central Division**

Green Bay	13	3	0	422	282
Tampa Bay	10	6	0	299	263
Detroit	9	7	0	379	306
Minnesota	9	7	0	354	359
Chicago	4	12	0	263	421

**Eastern Division**

NY Giants	10	5	1	307	265
Washington	8	7	1	327	289
Philadelphia	6	9	1	317	372
Dallas	6	10	0	304	314
Arizona	4	12	0	283	379

1998

**AMERICAN CONFERENCE**

**Western Division**

Team	W	L	T	Pts	Opp
Denver	14	2	0	501	309
<b>Raiders</b>	<b>8</b>	<b>8</b>	<b>0</b>	<b>288</b>	<b>356</b>
Seattle	8	8	0	372	310
Kansas City	7	9	0	327	363
San Diego	5	11	0	241	342

**Central Division**

Jacksonville	11	5	0	392	338
Tennessee	8	8	0	330	320
Pittsburgh	7	9	0	263	303
Baltimore	6	10	0	269	335
Cincinnati	3	13	0	268	452

**Eastern Division**

NY Jets	12	4	0	416	266
Miami	10	6	0	321	265
Buffalo	10	6	0	400	333
New England	9	7	0	337	329
Indianapolis	3	13	0	310	444

AFC WILD CARD PLAYOFFS: Miami 24, Buffalo 17; Jacksonville 25, New England 10

AFC PLAYOFFS: Denver 38, Miami 3; NY Jets 34, Jacksonville 24

AFC CHAMPIONSHIP: Denver 23, NY Jets 10

NFC WILD CARD PLAYOFFS: Arizona 20, Dallas 7; San Francisco 30, Green Bay 27

NFC PLAYOFFS: Atlanta 20, San Francisco 18; Minnesota 41, Arizona 21

NFC CHAMPIONSHIP: Atlanta 30, Minnesota 27 (OT)

SUPER BOWL XXXIII: Denver 34, Atlanta 19

**NATIONAL CONFERENCE**

**Western Division**

Team	W	L	T	Pts	Opp
Atlanta	14	2	0	442	289
San Francisco	12	4	0	479	328
New Orleans	6	10	0	305	359
Carolina	4	12	0	336	413
St. Louis	4	12	0	285	378

**Central Division**

Minnesota	15	1	0	556	296
Green Bay	11	5	0	408	319
Tampa Bay	8	8	0	314	295
Detroit	5	11	0	306	378
Chicago	4	12	0	276	368

**Eastern Division**

Dallas	10	6	0	381	275
Arizona	9	7	0	325	378
NY Giants	8	8	0	287	309
Washington	6	10	0	319	421
Philadelphia	3	13	0	161	344

1999

**AMERICAN CONFERENCE**

**Western Division**

Team	W	L	T	Pts	Opp
Seattle	9	7	0	338	298
Kansas City	9	7	0	390	322
<b>Raiders</b>	<b>8</b>	<b>8</b>	<b>0</b>	<b>390</b>	<b>329</b>
San Diego	8	8	0	269	316
Denver	6	10	0	314	318

**Central Division**

Jacksonville	14	2	0	396	217
Tennessee	13	3	0	392	324
Baltimore	8	8	0	324	277
Pittsburgh	6	10	0	317	320
Cincinnati	4	12	0	283	460
Cleveland	2	14	0	217	437

**Eastern Division**

Indianapolis	13	3	0	423	333
Buffalo	11	5	0	320	229
Miami	9	7	0	326	336
NY Jets	8	8	0	308	309
New England	8	8	0	299	284

**NATIONAL CONFERENCE**

**Western Division**

Team	W	L	T	Pts	Opp
St. Louis	13	3	0	526	242
Carolina	8	8	0	421	381
Atlanta	5	11	0	285	380
San Francisco	4	12	0	295	453
New Orleans	3	13	0	260	434

**Central Division**

Tampa Bay	11	5	0	270	235
Minnesota	10	6	0	399	335
Detroit	8	8	0	322	323
Green Bay	8	8	0	357	341
Chicago	6	10	0	272	341

**Eastern Division**

Washington	10	6	0	443	377
Dallas	8	8	8	352	276
NY Giants	7	9	0	299	358
Arizona	6	10	0	245	382
Philadelphia	5	11	0	272	357

AFC WILD CARD PLAYOFFS: Tennessee 22, Buffalo 16; Miami 20, Seattle 17

AFC PLAYOFFS: Jacksonville 62, Miami 7; Tennessee 19, Indianapolis 16

AFC CHAMPIONSHIP: Tennessee 33, Jacksonville 14

NFC WILD CARD PLAYOFFS: Washington 27, Detroit 13; Minnesota 27, Dallas 10

NFC PLAYOFFS: St. Louis 49, Minnesota 37; Tampa Bay 13, Washington 13

NFC CHAMPIONSHIP: St. Louis 11, Tampa Bay 6

SUPER BOWL XXXIV: St. Louis 23, Tennessee 16

2000

**AMERICAN CONFERENCE**

**Western Division**

Team	W	L	T	Pts	Opp
<b>Raiders</b>	<b>12</b>	<b>4</b>	<b>0</b>	<b>479</b>	<b>299</b>
Denver	11	5	0	485	369
Kansas City	7	9	0	355	354
Seattle	6	10	0	320	405
San Diego	1	15	0	269	440

**Central Division**

Tennessee	13	3	0	346	191
Baltimore	12	4	0	333	165
Pittsburgh	9	7	0	321	255
Jacksonville	7	9	0	367	327
Cincinnati	4	12	0	185	359
Cleveland	3	13	0	161	419

**Eastern Division**

Miami	11	5	0	323	226
Indianapolis	10	6	0	429	326
NY Jets	9	7	0	321	321
Buffalo	8	8	0	315	350
New England	5	11	0	276	338

**NATIONAL CONFERENCE**

**Western Division**

Team	W	L	T	Pts	Opp
New Orleans	10	6	0	354	305
St. Louis	10	6	0	540	471
Carolina	7	9	0	310	310
San Francisco	6	10	0	388	422
Atlanta	4	12	0	252	413

**Central Division**

Minnesota	11	5	0	397	371
Tampa Bay	10	6	0	388	269
Green Bay	9	7	0	353	323
Detroit	9	7	0	307	307
Chicago	5	11	0	216	355

**Eastern Division**

NY Giants	12	4	0	328	246
Philadelphia	11	5	0	351	245
Washington	8	8	0	281	269
Dallas	5	11	0	294	361
Arizona	3	13	0	210	443

AFC WILD CARD PLAYOFFS: Baltimore 21, Denver 3; Miami 23, Indianapolis 17 (OT)

AFC PLAYOFFS: **Raiders 27, Miami 0**; Baltimore 24, Tennessee 10

AFC CHAMPIONSHIP: **Baltimore 16, Raiders 3**

NFC WILD CARD PLAYOFFS: New Orleans 31, St. Louis 28; Philadelphia 21, Tampa Bay 3

NFC PLAYOFFS: Minnesota 34, New Orleans 16; NY Giants 20, Philadelphia 10

NFC CHAMPIONSHIP: NY Giants 41, Minnesota 0

SUPER BOWL XXXV: Baltimore 34, NY Giants 7

2001

AMERICAN CONFERENCE

Western Division					
Team	W	L	T	Pts	Opp
Raiders	10	6	0	399	327
Seattle	9	7	0	301	324
Denver	8	8	0	340	339
Kansas City	6	10	0	320	344
San Diego	5	11	0	332	321
Central Division					
Pittsburgh	13	3	0	352	212
Baltimore	10	6	0	303	265
Cleveland	7	9	0	285	319
Tennessee	7	9	0	336	388
Jacksonville	6	10	0	294	286
Cincinnati	6	10	0	226	309

Eastern Division					
New England	11	5	0	371	272
Miami	11	5	0	344	290
NY Jets	10	6	0	308	295
Indianapolis	6	10	0	413	486
Buffalo	3	13	0	265	420

AFC WILD CARD PLAYOFFS: **Raiders 38, NY Jets 24**; Baltimore 20, Miami 3  
 AFC PLAYOFFS: **New England 16, Raiders 13 (OT)**; Pittsburgh 27, Baltimore 10  
 AFC CHAMPIONSHIP: New England 24, Pittsburgh 17

NFC WILD CARD PLAYOFFS: Philadelphia 31, Tampa Bay 9; Green Bay 25, San Francisco 15  
 NFC PLAYOFFS: Philadelphia 33, Chicago 19; St. Louis 45, Green Bay 17  
 NFC CHAMPIONSHIP: St. Louis 29, Philadelphia 24  
 SUPER BOWL XXXVI: New England 20, St. Louis 17

NATIONAL CONFERENCE

Western Division					
Team	W	L	T	Pts	Opp
St. Louis	14	2	0	503	273
San Francisco	12	4	0	409	282
New Orleans	7	9	0	333	409
Atlanta	7	9	0	291	377
Carolina	1	15	0	253	410
Central Division					
Chicago	13	3	0	338	203
Green Bay	12	4	0	390	266
Tampa Bay	9	7	0	324	280
Minnesota	5	11	0	290	390
Detroit	2	14	0	270	424

Eastern Division					
Philadelphia	11	5	0	343	208
Washington	8	8	0	256	303
NY Giants	7	9	0	294	321
Arizona	7	9	0	295	343
Dallas	5	11	0	246	338

2002

AMERICAN CONFERENCE

Western Division					
Team	W	L	T	Pts	Opp
Raiders	11	5	0	450	304
Denver	9	7	0	392	344
San Diego	8	8	0	333	367
Kansas City	8	8	0	467	399
Eastern Division					
NY Jets	9	7	0	359	336
New England	9	7	0	381	346
Miami	9	7	0	378	301
Buffalo	8	8	0	379	397
Northern Division					
Pittsburgh	10	5	1	390	345
Cleveland	9	7	0	344	320
Baltimore	7	9	0	316	354
Cincinnati	2	14	0	279	456

Southern Division					
Tennessee	11	5	0	367	324
Indianapolis	10	6	0	349	313
Jacksonville	6	10	0	328	315
Houston	4	12	0	213	356

AFC WILD CARD PLAYOFFS: NY Jets 41, Indianapolis 0; Pittsburgh 36, Cleveland 33  
 AFC PLAYOFFS: Tennessee 34, Pittsburgh 31; **Raiders 30, NY Jets 10**  
 AFC CHAMPIONSHIP: **Raiders 41, Tennessee 24**

NFC WILD CARD PLAYOFFS: Atlanta 27, Green Bay 7; San Francisco 39, NY Giants 38  
 NFC PLAYOFFS: Philadelphia 20, Atlanta 6; Tampa Bay 31, San Francisco 6  
 NFC CHAMPIONSHIP: Tampa Bay 27, Philadelphia 10  
 SUPER BOWL XXXVII: **Tampa Bay 48, Raiders 21**

NATIONAL CONFERENCE

Western Division					
Team	W	L	T	Pts	Opp
San Francisco	10	6	0	367	351
St. Louis	7	9	0	316	369
Seattle	7	9	0	355	369
Arizona	5	11	0	262	417
Eastern Division					
Philadelphia	12	4	0	415	241
NY Giants	10	6	0	320	279
Washington	7	9	0	307	365
Dallas	5	11	0	217	329
Northern Division					
Green Bay	12	4	0	398	328
Minnesota	6	10	0	390	442
Chicago	4	12	0	281	379
Detroit	3	13	0	306	451

Southern Division					
Tampa Bay	12	4	0	346	196
Atlanta	9	6	1	402	314
New Orleans	9	7	0	432	388
Carolina	7	9	0	258	302

2003

AMERICAN CONFERENCE

Western Division					
Team	W	L	T	Pts	Opp
Kansas City	13	3	0	484	332
Denver	10	6	0	381	301
<b>Raiders</b>	<b>4</b>	<b>12</b>	<b>0</b>	<b>270</b>	<b>379</b>
San Diego	4	12	0	313	441
Eastern Division					
New England	14	2	0	348	238
Miami	10	6	0	311	261
Buffalo	6	10	0	243	279
NY Jets	6	10	0	283	299
Northern Division					
Baltimore	10	6	0	391	281
Cincinnati	8	8	0	346	384
Pittsburgh	6	10	0	300	327
Cleveland	5	11	0	254	322
Southern Division					
Indianapolis	12	4	0	447	336
Tennessee	12	4	0	435	324
Jacksonville	5	11	0	276	331
Houston	5	11	0	255	380

NATIONAL CONFERENCE

Western Division					
Team	W	L	T	Pts	Opp
St. Louis	12	4	0	447	328
Seattle	10	6	0	404	327
San Francisco	7	9	0	384	337
Arizona	4	12	0	225	452
Eastern Division					
Philadelphia	12	4	0	374	287
Dallas	10	6	0	289	260
Washington	5	11	0	287	372
NY Giants	4	12	0	243	387
Northern Division					
Green Bay	10	6	0	442	307
Minnesota	9	7	0	416	353
Chicago	7	9	0	283	346
Detroit	5	11	0	270	379
Southern Division					
Carolina	11	5	0	325	304
New Orleans	8	8	0	340	326
Tampa Bay	7	9	0	301	264
Atlanta	5	11	0	299	422

AFC WILD CARD PLAYOFFS: Tennessee 20, Baltimore 17; Indianapolis 41, Denver 10

AFC PLAYOFFS: New England 17, Tennessee 14; Indianapolis 38, Kansas City 31

AFC CHAMPIONSHIP: New England 24, Indianapolis 14

NFC WILD CARD PLAYOFFS: Carolina 29, Dallas 10; Green Bay 33, Seattle 27

NFC PLAYOFFS: Carolina 29, St. Louis 23; Philadelphia 20, Green Bay 17

NFC CHAMPIONSHIP: Carolina 14, Philadelphia 3

SUPER BOWL XXXVIII: New England 32, Carolina 29

2004

AMERICAN CONFERENCE

Western Division					
Team	W	L	T	Pts	Opp
San Diego	12	4	0	446	313
Denver	10	6	0	381	304
Kansas City	7	9	0	483	435
<b>Raiders</b>	<b>5</b>	<b>11</b>	<b>0</b>	<b>320</b>	<b>442</b>
Eastern Division					
New England	14	2	0	437	260
NY Jets	10	6	0	333	261
Buffalo	9	7	0	395	284
Miami	4	12	0	275	354
Northern Division					
Pittsburgh	15	1	0	372	251
Baltimore	9	7	0	317	268
Cincinnati	8	8	0	374	372
Cleveland	4	12	0	276	390
Southern Division					
Indianapolis	12	4	0	522	351
Jacksonville	9	7	0	261	280
Houston	7	9	0	309	339
Tennessee	5	11	0	344	439

NATIONAL CONFERENCE

Western Division					
Team	W	L	T	Pts	Opp
Seattle	9	7	0	371	373
St. Louis	8	8	0	319	392
Arizona	6	10	0	284	322
San Francisco	2	14	0	259	452
Eastern Division					
Philadelphia	13	3	0	386	260
NY Giants	6	10	0	303	347
Dallas	6	10	0	293	405
Washington	6	10	0	240	265
Northern Division					
Green Bay	10	6	0	424	380
Minnesota	8	8	0	405	395
Detroit	6	10	0	296	350
Chicago	5	11	0	231	331
Southern Division					
Atlanta	11	5	0	340	337
New Orleans	8	8	0	348	405
Carolina	7	9	0	355	339
Tampa Bay	5	11	0	301	304

AFC WILD CARD PLAYOFFS: New York Jets 20, San Diego 17 (OT); Indianapolis 49, Denver 24

AFC PLAYOFFS: Pittsburgh 20, New York Jets 17 (OT); New England 20, Indianapolis 3

AFC CHAMPIONSHIP: New England 41, Pittsburgh 27

NFC WILD CARD PLAYOFFS: St. Louis 27, Seattle 20; Minnesota 31, Green Bay 17

NFC PLAYOFFS: Atlanta 47, St. Louis 17; Philadelphia 27, Minnesota 14

NFC CHAMPIONSHIP: Philadelphia 27, Atlanta 10

SUPER BOWL XXXIX: New England 24, Philadelphia 21

**2005**

**AMERICAN CONFERENCE**

Western Division					
Team	W	L	T	Pts	Opp
Denver	13	3	0	395	258
Kansas City	10	6	0	403	325
San Diego	9	7	0	418	312
<b>Raiders</b>	<b>4</b>	<b>12</b>	<b>0</b>	<b>290</b>	<b>383</b>

Eastern Division					
New England	10	6	0	379	338
Miami	9	7	0	318	317
Buffalo	5	11	0	271	367
NY Jets	4	12	0	240	355

Northern Division					
Cincinnati	11	5	0	421	350
Pittsburgh	11	5	0	389	258
Baltimore	6	10	0	265	299
Cleveland	6	10	0	232	301

Southern Division					
Indianapolis	14	2	0	439	247
Jacksonville	12	4	0	361	269
Tennessee	4	12	0	299	421
Houston	2	14	0	260	431

AFC WILD CARD PLAYOFFS: New England 28, Jacksonville 3; Pittsburgh 31, Cincinnati 17

AFC PLAYOFFS: Denver 27, New England 13; Pittsburgh 21, Indianapolis 18

AFC CHAMPIONSHIP: Pittsburgh 34, Denver 17

NFC WILD CARD PLAYOFFS: Washington 17, Tampa Bay 10; Carolina 23, New York Giants 0

NFC PLAYOFFS: Seattle 20, Washington 10; Carolina 29, Chicago 21

NFC CHAMPIONSHIP: Seattle 34, Carolina 14

SUPER BOWL XL: Pittsburgh 21, Seattle 10

**NATIONAL CONFERENCE**

Western Division					
Team	W	L	T	Pts	Opp
Seattle	13	3	0	452	271
St. Louis	6	10	0	363	429
Arizona	5	11	0	311	387
San Francisco	4	12	0	239	428

Eastern Division					
NY Giants	11	5	0	422	314
Washington	10	6	0	359	293
Dallas	9	7	0	325	308
Philadelphia	6	10	0	310	388

Northern Division					
Chicago	11	5	0	260	202
Minnesota	9	7	0	306	344
Detroit	5	11	0	254	345
Green Bay	4	12	0	298	344

Southern Division					
Tampa Bay	11	5	0	300	274
Carolina	11	5	0	391	259
Atlanta	8	8	0	351	341
New Orleans	3	13	0	235	398

**2006**

**AMERICAN CONFERENCE**

Western Division					
Team	W	L	T	Pts	Opp
San Diego	14	2	0	492	303
Kansas City	9	7	0	331	315
Denver	9	7	0	319	305
<b>Raiders</b>	<b>2</b>	<b>14</b>	<b>0</b>	<b>168</b>	<b>332</b>

Eastern Division					
New England	12	4	0	385	237
NY Jets	10	6	0	316	295
Buffalo	7	9	0	300	311
Miami	6	10	0	260	283

Northern Division					
Baltimore	13	3	0	353	201
Cincinnati	8	8	0	373	331
Pittsburgh	8	8	0	353	315
Cleveland	4	12	0	238	356

Southern Division					
Indianapolis	12	4	0	427	360
Tennessee	8	8	0	324	400
Jacksonville	8	8	0	371	274
Houston	6	10	0	267	366

**NATIONAL CONFERENCE**

Western Division					
Team	W	L	T	Pts	Opp
Seattle	9	7	0	335	341
St. Louis	8	8	0	367	381
San Francisco	7	9	0	298	412
Arizona	5	11	0	314	389

Eastern Division					
Philadelphia	10	6	0	328	323
Dallas	9	7	0	425	350
NY Giants	8	8	0	355	362
Washington	5	11	0	307	376

Northern Division					
Chicago	13	3	0	427	255
Green Bay	8	8	0	301	366
Minnesota	6	10	0	282	327
Detroit	3	13	0	305	398

Southern Division					
New Orleans	10	6	0	413	322
Carolina	8	8	0	270	305
Atlanta	7	9	0	292	328
Tampa Bay	4	12	0	211	353

AFC WILD CARD PLAYOFFS: Indianapolis 23, Kansas City 8; New England 37, New York Jets 16

AFC PLAYOFFS: Indianapolis 15, Baltimore 6; New England 24, San Diego 21

AFC CHAMPIONSHIP: Indianapolis 38, New England 34

NFC WILD CARD PLAYOFFS: Seattle 21, Dallas 20; Philadelphia 23, New York Giants 20

NFC PLAYOFFS: New Orleans 27, Philadelphia 24; Chicago 27, Seattle 24 (OT)

NFC CHAMPIONSHIP: Chicago 39, New Orleans 14

SUPER BOWL XLI: Indianapolis 29, Chicago 17

2007

AMERICAN CONFERENCE

Western Division

Team	W	L	T	Pts	Opp
San Diego	11	5	0	412	284
Denver	7	9	0	320	409
Kansas City	4	12	0	226	335
<b>Raiders</b>	<b>4</b>	<b>12</b>	<b>0</b>	<b>283</b>	<b>398</b>

Eastern Division

New England	16	0	0	589	274
Buffalo	7	9	0	252	354
NY Jets	4	12	0	268	355
Miami	1	15	0	267	437

Northern Division

Pittsburgh	10	6	0	393	269
Cleveland	10	6	0	402	382
Cincinnati	7	9	0	380	385
Baltimore	5	11	0	275	384

Southern Division

Indianapolis	13	3	0	450	262
Jacksonville	11	5	0	411	304
Tennessee	10	6	0	301	297
Houston	8	8	0	379	384

AFC WILD CARD PLAYOFF: Jacksonville 31, Pittsburgh 29; San Diego 17, Tennessee 6  
 AFC PLAYOFFS: New England 31, Jacksonville 20; San Diego 28, Indianapolis 24  
 AFC CHAMPIONSHIP: New England 21, San Diego 12  
 NFC WILD CARD PLAYOFF: Seattle 35, Washington 14; NY Giants 24, Tampa Bay 14  
 NFC PLAYOFFS: Green Bay 42, Seattle 20; NY Giants 21, Dallas 17  
 NFC CHAMPIONSHIP: NY Giants 23, Green Bay 20 (OT)  
 SUPER BOWL XLII: NY Giants 17, New England 14

NATIONAL CONFERENCE

Western Division

Team	W	L	T	Pts	Opp
Seattle	10	6	0	393	291
Arizona	8	8	0	404	399
San Francisco	5	11	0	219	364
St. Louis	3	13	0	263	438

Eastern Division

Dallas	13	3	0	455	325
NY Giants	10	6	0	373	351
Washington	9	7	0	334	310
Philadelphia	8	8	0	336	300

Northern Division

Green Bay	13	3	0	435	291
Minnesota	8	8	0	365	311
Detroit	7	9	0	346	444
Chicago	7	9	0	334	348

Southern Division

Tampa Bay	9	7	0	334	270
Carolina	7	9	0	267	347
New Orleans	7	9	0	379	388
Atlanta	4	12	0	259	414

2008

AMERICAN CONFERENCE

Western Division

Team	W	L	T	Pts	Opp
San Diego	8	8	0	439	347
Denver	8	8	0	370	448
<b>Raiders</b>	<b>5</b>	<b>11</b>	<b>0</b>	<b>263</b>	<b>388</b>
Kansas City	2	14	0	291	440

Eastern Division

Miami	11	5	0	345	317
New England	11	5	0	410	309
NY Jets	9	7	0	405	356
Buffalo	7	9	0	336	342

Northern Division

Pittsburgh	12	4	0	347	223
Baltimore	11	5	0	385	244
Cincinnati	4	11	1	204	364
Cleveland	4	12	0	232	350

Southern Division

Tennessee	13	3	0	375	234
Indianapolis	12	4	0	377	298
Houston	8	8	0	366	394
Jacksonville	5	11	0	302	367

NATIONAL CONFERENCE

Western Division

Team	W	L	T	Pts	Opp
Arizona	9	7	0	427	426
San Francisco	7	9	0	339	381
Seattle	4	12	0	294	392
St. Louis	2	14	0	232	465

Eastern Division

NY Giants	12	4	0	427	294
Philadelphia	9	6	1	416	289
Dallas	9	7	0	362	365
Washington	8	8	0	265	296

Northern Division

Minnesota	10	6	0	379	333
Chicago	9	7	0	375	350
Green Bay	6	10	0	419	380
Detroit	0	16	0	268	517

Southern Division

Carolina	12	4	0	414	329
Atlanta	11	5	0	391	325
Tampa Bay	9	7	0	361	323
New Orleans	8	8	0	463	393

AFC WILD CARD PLAYOFF: San Diego 23, Indianapolis 17 (OT); Baltimore 27, Miami 9  
 AFC PLAYOFFS: Baltimore 13, Tennessee 10; Pittsburgh 35, San Diego 24  
 AFC CHAMPIONSHIP: Pittsburgh 23, Baltimore 14  
 NFC WILD CARD PLAYOFF: Arizona 30, Atlanta 24; Philadelphia 26, Minnesota 14  
 NFC PLAYOFFS: Arizona 33, Carolina 13; Philadelphia 23, NY Giants 11  
 NFC CHAMPIONSHIP: Arizona 32, Philadelphia 25  
 SUPER BOWL XLIII: Pittsburgh 27, Arizona 23

## 2009

### AMERICAN CONFERENCE

#### Western Division

Team	W	L	T	Pts	Opp
San Diego	13	3	0	454	320
Denver	8	8	0	326	324
<b>Raiders</b>	<b>5</b>	<b>11</b>	<b>0</b>	<b>197</b>	<b>379</b>
Kansas City	4	12	0	294	424

#### Eastern Division

New England	10	6	0	427	285
NY Jets	9	7	0	348	236
Miami	7	9	0	360	390
Buffalo	6	10	0	258	326

#### Northern Division

Cincinnati	10	6	0	305	291
Baltimore	9	7	0	391	261
Pittsburgh	9	7	0	368	324
Cleveland	5	11	0	245	375

#### Southern Division

Indianapolis	14	2	0	416	307
Houston	9	7	0	388	333
Tennessee	8	8	0	354	402
Jacksonville	7	9	0	290	380

AFC WILD CARD PLAYOFF: NY Jets 24, Cincinnati 14; Baltimore 33, New England 14

AFC PLAYOFFS: Indianapolis 20, Baltimore 3; NY Jets 17, San Diego 14

AFC CHAMPIONSHIP: Indianapolis 30, NY Jets 17

NFC WILD CARD PLAYOFF: Dallas 34, Philadelphia 14; Arizona 51, Green Bay 45 (OT)

NFC PLAYOFFS: New Orleans 45, Arizona 14; Minnesota 34, Dallas 3

NFC CHAMPIONSHIP: New Orleans 31, Minnesota 28 (OT)

SUPER BOWL XLIV: New Orleans 31, Indianapolis 17

### NATIONAL CONFERENCE

#### Western Division

Team	W	L	T	Pts	Opp
Arizona	10	6	0	375	325
San Francisco	8	8	0	330	281
Seattle	5	11	0	280	390
St. Louis	1	15	0	175	436

#### Eastern Division

Dallas	11	5	0	361	250
Philadelphia	11	5	0	429	337
N.Y. Giants	8	8	0	402	427
Washington	4	12	0	266	336

#### Northern Division

Minnesota	12	4	0	470	312
Green Bay	11	5	0	461	297
Chicago	7	9	0	327	375
Detroit	2	14	0	262	494

#### Southern Division

New Orleans	13	3	0	510	341
Atlanta	9	7	0	363	325
Carolina	8	8	0	315	308
Tampa Bay	3	13	0	244	400

## 2010

### AMERICAN CONFERENCE

#### Western Division

Team	W	L	T	Pts	Opp
Kansas City	10	6	0	366	326
San Diego	9	7	0	441	322
<b>Raiders</b>	<b>8</b>	<b>8</b>	<b>0</b>	<b>410</b>	<b>371</b>
Denver	4	12	0	344	471

#### Eastern Division

New England	14	2	0	518	313
NY Jets	11	5	0	367	304
Miami	7	9	0	273	333
Buffalo	4	12	0	283	425

#### Northern Division

Pittsburgh	12	4	0	375	232
Baltimore	12	4	0	357	270
Cleveland	5	11	0	271	332
Cincinnati	4	12	0	322	395

#### Southern Division

Indianapolis	10	6	0	435	234
Jacksonville	8	8	0	353	298
Houston	6	10	0	390	394
Tennessee	6	10	0	356	367

AFC WILD CARD PLAYOFF: NY Jets 17, Indianapolis 16; Baltimore 30, Kansas City 7

AFC PLAYOFFS: Pittsburgh 31, Baltimore 24; NY Jets 28, New England 21

AFC CHAMPIONSHIP: Pittsburgh 24, NY Jets 19

NFC WILD CARD PLAYOFF: Seattle 41, New Orleans 36; Green Bay 21, Philadelphia 16

NFC PLAYOFFS: Green Bay 48, Atlanta 21; Chicago 35, Seattle 24

NFC CHAMPIONSHIP: Green Bay 21, Chicago 14

SUPER BOWL XLV: Green Bay 35, Pittsburgh 25

### NATIONAL CONFERENCE

#### Western Division

Team	W	L	T	Pts	Opp
Seattle	7	9	0	310	407
St. Louis	7	9	0	289	328
San Francisco	6	10	0	305	346
Arizona	5	11	0	289	434

#### Eastern Division

Philadelphia	10	6	0	439	377
NY Giants	10	6	0	394	347
Dallas	6	10	0	394	436
Washington	6	10	0	302	377

#### Northern Division

Chicago	11	5	0	334	286
Green Bay	10	6	0	388	240
Detroit	6	10	0	362	369
Minnesota	6	10	0	281	348

#### Southern Division

Atlanta	13	3	0	414	288
New Orleans	11	5	0	384	307
Tampa Bay	10	6	0	341	318
Carolina	2	14	0	196	408

# ALL-TIME RAIDERS COACHES

## HEAD COACHES

BUGEL, Joe	Western Kentucky	1997
CABLE, Tom	Idaho	2008-10
CALLAHAN, Bill	Illinois Benedictine	2002-03
CONKRIGHT, Red	Oklahoma	1962
DAVIS, Al	Syracuse	1963-65
ERDELATZ, Eddie	St. Mary's	1960-61
FELDMAN, Marty	Stanford	1961-62
FLORES, Tom	Pacific	1979-87
GRUDEN, Jon	Dayton	1998-01
JACKSON, Hue	Pacific	2011
KIFFIN, Lane	Fresno State	2007-08
MADDEN, John	Cal Poly, San Luis Obispo	1969-78
RAUCH, John	Georgia	1966-68
SHANAHAN, Mike	Eastern Illinois	1988-89
SHELL, Art	Maryland Eastern Shore	1989-94, 2006
TURNER, Norv	Oregon	2004-05
WHITE, Mike	California	1995-96

## ASSISTANT COACHES

ADAMS, Tim	Air Force	2003
ADOLPH, Dave	Akron	1989-91, 1997-98
AVEZZANO, Joe	Florida State	2004-05
BAYLESS, Martin	Bowling Green	2004-05
BIEKERT, Greg	Colorado	2011
BILETNIKOFF, Fred	Florida State	1989-06
BOARD, Dwaine	North Carolina A&T	2009
BOGHOSIAN, Sam	UCLA	1979-87
BRESNAHAN, Chuck	Navy	1998-03, 2011
BROWN, Willie	Grambling	1979-88, 1995-11
BUGEL, Joe	Western Kentucky	1995-96
CABLE, Tom	Idaho	2007-08
CALLAHAN, Bill	Illinois Benedictine	1998-01
CASULLO, Bob	Brockport State	2000-03
CLANCY, Sam	Pittsburgh	2004-05
COE, Charles	Kansas State	2007
COLLETTA, Jim	UCLA	2005
CODY, Ed	Purdue	1960
CONKRIGHT, Red	Oklahoma	1962
CREGG, James	Colorado State	2007-08
CUNNINGHAM, Gunther	Oregon	1991-94
DAHMS, Tom	San Diego State	1963-78
DAISHER, Ted	Western Michigan	2006
DeFILIPPO, John	James Madison	2007-08
DICKSON, George	Notre Dame	1961
DUNN, John	Penn State	1987-89
EATMAN, Irv	UCLA	2006
ENGLEBERG, Buggsy	East Tennessee State	1968
ERBER, Lew	Montclair State	1976-81
ERKENBECK, Jim	San Diego State	1999-01
FASSEL, Jim	Long Beach State	1995
FASSEL, John	Weber State	2008-11
FELDMAN, Marty	Stanford	1960-61
FISH, Jeff	Western Carolina	2004-07
FLORES, Tom	Pacific	1972-78
FORD, Robert	Houston	2006
FOX, John	San Diego State	1994-95
FRANKLIN, Chet	Utah	1980-86
FULLER, Curtis	TCU	2007

GANSZ, Frank Jr . . . . .	Citadel . . . . .	1998-99
GEORGE, Ernie . . . . .	St. Mary's . . . . .	1960
GIBBS, Alex . . . . .	Davidson . . . . .	1988-89
GIEMONT, Garrett . . . . .	Fullerton College . . . . .	1995-03
GRISWOLD, Chris . . . . .	Hobart . . . . .	2002-05
GRUNEISEN, Sam . . . . .	Villanova . . . . .	1987-90
GUIDICI, Fred . . . . .	San Jose State . . . . .	1995
GUY, John . . . . .	North Carolina A&T . . . . .	1995-97
HACKETT, Paul . . . . .	UC Davis . . . . .	2009-10
HALL, Sid . . . . .	Pacific . . . . .	1969-70
HALUCHAK, Mike . . . . .	USC . . . . .	2009-10
HAMILTON, Ray . . . . .	Oklahoma . . . . .	1993-94
HANSON, Randy . . . . .	Pacific (Ore.) . . . . .	2007-09
HARBAUGH, Jim . . . . .	Michigan . . . . .	2002-03
HARRIS, Bishop . . . . .	North Carolina Central . . . . .	1995-97
HASLETT, Jim . . . . .	Indiana of Pennsylvania . . . . .	1993-94
HELTON, Kim . . . . .	Florida . . . . .	1990-92
HENRY, Adam . . . . .	McNeese State . . . . .	2007-11
HOLOVAK, Mike . . . . .	Boston College . . . . .	1971
HUNLEY, Ricky . . . . .	Arizona . . . . .	2011
JACKSON, Hue . . . . .	Pacific . . . . .	2010
JENKINS, Robert . . . . .	UCLA . . . . .	1997-98
JOHNSON, Don . . . . .	Jersey City State . . . . .	2007-08
JONES, Pat . . . . .	Arkansas . . . . .	2004-05
JONES, Ronnie . . . . .	Northeast Oklahoma . . . . .	1992
KALMINAR, Tom . . . . .	Nevada . . . . .	1960-62
KENNAN, Larry . . . . .	La Verne . . . . .	1982-87, 1996
KNAPP, Greg . . . . .	Sacramento State . . . . .	2007-08
KROMER, Aaron . . . . .	Miami (Ohio) . . . . .	2001-04
LAL, Sanjay . . . . .	Washington . . . . .	2007-11
LEGGETT, Earl . . . . .	Louisiana State . . . . .	1979-88, 1991-92
LEONE, Bert . . . . .	Ohio State . . . . .	2009
LOFTON, James . . . . .	Stanford . . . . .	2008
LOPEZ, Clayton . . . . .	Nevada . . . . .	2004-05
LOWE, Woodrow . . . . .	Alabama . . . . .	1999-00
LYNN, Ron . . . . .	Mt. Union . . . . .	2000-03
MADDEN, John . . . . .	Cal Poly, San Luis Obispo . . . . .	1967-68
MADDOCK, Bob . . . . .	Notre Dame . . . . .	1963
MADRO, Joe . . . . .	Ohio State . . . . .	1977-82
MALAVASI, Ray . . . . .	Mississippi State . . . . .	1971-72
MARINOVICH, Marv . . . . .	Southern California . . . . .	1968-70
MARSHALL, John . . . . .	Washington State . . . . .	2009-10
MARTIN, Don . . . . .	Harvard . . . . .	1998-03
MARTINDALE, Don . . . . .	Defiance College . . . . .	2004-08
MARTINEZ, George . . . . .	Northwestern Oklahoma State . . . . .	2006-08
Mc CABE, Richard . . . . .	Pittsburgh . . . . .	1969-70
McELWAIN, Jim . . . . .	Eastern Washington . . . . .	2006
McKINNEY, Odis . . . . .	Colorado . . . . .	1990-94
MEYERS, Bill . . . . .	Stanford . . . . .	1993-97
MICHAELS, Walt . . . . .	Washington & Lee . . . . .	1962
MICHALCZIK, Jim . . . . .	Washington State . . . . .	2009-10
MILLARD, Keith . . . . .	Washington State . . . . .	2005-08
MISCHAK, Bob . . . . .	Army . . . . .	1973-74, 1979-87, 1994
MOORE, Myrel . . . . .	California-Davis . . . . .	1978-79
MORGAN, Chris . . . . .	Colorado . . . . .	2009-10
MORTON, John . . . . .	Western Michigan . . . . .	1998-04
NICOLAU, Nick . . . . .	Southern Connecticut . . . . .	1988
NORVELL, Jay . . . . .	Iowa . . . . .	2002-03
ORTMAYER, Steve . . . . .	La Verne . . . . .	1978-86, 1990-94
PAGAC, Fred . . . . .	Ohio State . . . . .	2001-06
PAGANO, Chuck . . . . .	Wyoming . . . . .	2005-06

PEETE, Skip	Kansas	1998-06
PELCH, Aaron	Weber State	2009
PERKINS, Ray	Alabama	1997
PERRY, Darren	Penn State	2007-08
PETERS, Floyd	San Francisco State	1995-96
POLONCHEK, John	Michigan State	1967-71
RATHMAN, Tom	Nebraska	2007-08
RAUCH, John	Georgia	1963-65
RAYE, Jimmy	Michigan State	2004-05
REILLY, Jack	Long Beach State	1994
ROACH, Paul	Black Hills State	1972-74
ROBINSON, John	Oregon	1975
ROBISKIE, Terry	LSU	1982-93
RODRIGUEZ, Pete	Western State (Colo.)	1988-89
ROLL, Brad	Stephen F. Austin	2008-11
ROSS, Kevin	Temple	2010-11
ROSS, Robin	Washington State	1999-00
ROWEN, Keith	Stanford	1997-98
RYAN, Rob	Southwestern Oklahoma State	2004-08
SARKISIAN, Steve	Brigham Young	2004
SAUNDERS, Al	San Jose State	2011
SCANGARELLO, Rich	Sacramento State	2009
SCANNELLA, Joe	Lehigh	1972-77, 1987-93
SCHNEIDER, Brian	Colorado State	2007-08
SHAFER, Steve	Utah State	1995-97
SHAW, David	Stanford	1998-01
SHAW, Willie	New Mexico	1998-99
SHELL, Art	Maryland State	1983-89
SHINNICK, Don	UCLA	1973-77
SHOOP, John	University of the South	2005-06
SIMS, Darryl	Wisconsin	2006
SKIPPER, Kelly	Fresno State	2007-11
SLATER, Jackie	Jackson State	2006
SPENCER, Kevin	Springfield	1995-97
SPENCER, Oliver	Kansas	1962-79
STANTON, Jack	North Carolina State	1989-94
STEVENS, Gary	John Carroll	1998-00
SUMNER, Charles	William & Mary	1963-68, 1979-83, 1987-88
SWEENEY, Jim	Portland State	1978
TILLMAN, Rusty	Northern Arizona	1996-97
TOLLNER, Ted	Cal Poly, San Luis Obispo	2009-10
TRESTMAN, Marc	Morehead State	2001-03
TURNER, Chris	Long Beach State	2002-05
URBANIK, Bill	Ohio State	1989-90, 1997
WALSH, Bill	San Jose State	1966
WALSH, Tom	U.C. Santa Barbara	1982-94, 2006
WARD, Lorenzo	Alabama	2006
WARREN, Jimmy	Illinois	1987-88
WASHINGTON, Lionel	Tulane	2009-10
WAUFLE, Mike	Utah State	1998-03, 2010-11
WHITE, Mike	California	1990-94
WHITTINGHAM, Fred	Cal Poly, San Luis Obispo	1995-97
WHITTINGTON, Arthur	Southern Methodist	1993-94
WILLSEY, Ray	California	1978-87
WILSON, Mike	Washington State	1995-96
WISNIEWSKI, Steve	Penn State	2011
WOOD, Dick	Auburn	1969-70
WOODSON, Rod	Purdue	2011
WYLIE, Bob	Roger Williams	2011
ZEMAN, Bob	Wisconsin	1971-77, 1984-86

# ALL-TIME RAIDERS PLAYERS

## —A—

ACKERMAN, Rick	Memphis State	DT	1984, 1987
ADAMS, Sam	Texas A&M	DT	2002
ADAMS, Stanley	Memphis State	LB	1984
ADAMS, Stefon	East Carolina	DB	1986-89
ADKISSON, James	South Carolina	TE	2005-06
AGAJANIAN, Ben	New Mexico	K	1962
AIKENS, Carl	Northern Illinois	WR	1987
ALEXANDER, Elijah	Kansas State	LB	2000-01
ALEXANDER, Mike	Penn State	WR	1989
ALFORD, Jay	Penn State	DT	2010
ALLEN, Dalva	Houston	DE	1962-64
ALLEN, Eric	Arizona State	DB	1998-01
ALLEN, Jackie	Baylor	DB	1969
ALLEN, Marcus	Southern California	RB	1982-92
ALSTON, Jon	Stanford	LB	2007-09
ALZADO, Lyle	Yankton	DE	1982-85
AMEY, Vince	Arizona State	DT	1998
ANDERSON, Courtney	San Jose State	TE	2004-06
ANDERSON, Eddie	Fort Valley State	DB	1987-97
ANDERSON, Marques	UCLA	DB	2004
ARAGUZ, Leo	Stephen F. Austin	P	1996-99
ARCHER, Dan	Oregon	T	1967
ARMSTRONG, Ramon	Texas Christian	T	1960
ARMSTRONG, Trace	Florida	DE	2001-03
ASAD, Doug	Northwestern	TE	1960-61
ASHMORE, Darryl	Northwestern	G-T	1998-01
ASKA, Joe	Central Oklahoma	RB	1995-97
ASOMUGHA, Nnamdi	California	DB	2003-10
ATKINS, Larry	UCLA	LB	2003
ATKINS, Pervis	New Mexico State	WR	1965-66
ATKINSON, George	Morris Brown	DB	1968-77

## —B—

BADGER, Brad	Stanford	G-T	2002-06
BAHR, Chris	Penn State	K	1980-88
BAKER, Rashad	Tennessee	DB	2007-08
BALDWIN, Keith	Texas A&M	DE	1988
BALL, Eric	UCLA	RB	1995
BALL, Jerry	Southern Methodist	DT	1994-96
BANASZAK, Pete	Miami	RB	1966-78
BANKS, Estes	Colorado	RB	1967
BANKSTON, Warren	Tulane	TE	1973-78
BANSAVAGE, Al	Southern California	LB	1961
BARBEE, Joe	Kent State	T	1960
BARKSDALE, Rod	Arizona	WR	1986
BARNES, Jeff	California	LB	1977-87
BARNES, Khalif	Washington	T	2009-2010
BARNES, Larry	Colorado State	LB	1960
BARNES, Pat	California	QB	1998
BARNES, Rodrigo	Rice	LB	1976
BARNWELL, Malcolm	Virginia Union	WR	1981-84
BARRETT, Jan	Fresno State	TE	1963-64
BARTLEWSKI, Rich	Fresno State	TE	1990
BARTON, Eric	Maryland	LB	1999-03
BATES, Patrick	Texas A&M	DB	1993-94
BELCHER, Kevin	Wisconsin	T	1985
BELL, Anthony	Michigan State	LB	1992
BELL, Greg	Notre Dame	RB	1990
BELL, Joe	Norfolk State	DE	1979
BELL, Nick	Iowa	RB	1991-93
BELWAY, Brian	Calgary	DE	1987
BENDER, Wes	Southern California	RB	1994
BENNETT, Michael	Wisconsin	RB	2010
BENSON, Duane	Hamline	LB	1967-71
BENSON, Tom	Oklahoma	LB	1989-92
BERNS, Rick	Nebraska	RB	1982-83

BESS, Rufus	South Carolina State	DB	1979
BESSILLIEU, Don	Georgia Tech	DB	1983, 1985
BEUERLEIN, Steve	Notre Dame	QB	1988-90
BIEKERT, Greg	Colorado	LB	1993-01
BILETNIKOFF, Fred	Florida State	WR	1965-78
BIRD, Rodger	Kentucky	DB	1966-68
BIRDWELL, Dan	Houston	DT	1962-69
BISHOP, Sonny	Fresno State	G	1963
BLACK, Barry	Boise State	G	1987
BLANDA, George	Kentucky	QB-K	1967-75
BLANKENSHIP, Greg	Cal State-Hayward	LB	1976
BOLLER, Kyle	California	QB	2010
BONNESS, Rik	Nebraska	LB	1976
BOOTHE, Kevin	Cornell	G	2006
BOWIE, John	Cincinnati	DB	2007-09
BOYD, Greg	San Diego State	DT	1984
BOYD, Jerome	Oregon	DB	2009
BOYDSTON, Max	Oklahoma	TE	1962
BOYNTON, George	East Texas State	DB	1962
BRABHAM, Cary	Southern Methodist	DB	1994
BRACELIN, Greg	California	LB	1981
BRADSHAW, Morris	Ohio State	WR	1974-81
BRANCH, Calvin	Colorado State	DB	1997-00, 2005
BRANCH, Cliff	Colorado	WR	1972-85
BRANCH, Tyvon	Connecticut	DB	2008-10
BRANTON, Gene	Texas Southern	TE	1987
BRAVO, Alex	Cal Poly, San Luis Obispo	DB	1960-61
BRAYTON, Tyler	Colorado	DE	2003-07
BREECH, Jim	California	K	1978-79
BREWINGTON, Jim	North Carolina College	T	1961
BRIGHAM, Jeremy	Washington	TE	1998-02
BROMELL, Lorenzo	Clemson	DE	2003
BROOKS, Aaron	Virginia	QB	2006
BROOKS, Bobby	Fresno State	LB	1999-01
BROOKS, Bucky	North Carolina	DB	1998
BROUGHTON, Willie	Miami	DT	1992-93
BROWN, Bob	Nebraska	T	1971-73
BROWN, Charles	Houston	T	1962
BROWN, Darrick	McNeese State	DB	2008
BROWN, Derek	Notre Dame	TE	1998
BROWN, Doug	Fresno State	DT	1964
BROWN, Larry	Texas Christian	DB	1996-97
BROWN, Ricky	Boston College	LB	2006-10
BROWN, Ron	Southern California	DE	1987-88
BROWN, Ron	Arizona State	DB	1990
BROWN, Stevie	Michigan	DB	2010
BROWN, Tim	Notre Dame	WR	1988-03
BROWN, Willie	Grambling	DB	1967-78
BROWNE, Jim	Boston College	RB	1987
BROWNER, Keith	Southern California	LB	1987
BROWNING, Dave	Washington	DE-DT	1978-82
BRUCE, Aundray	Auburn	DE	1992-98
BRUNSON, Larry	Colorado	WR	1978-79
BRYANT, Desmond	Harvard	DT	2009-10
BRYANT, Tony	Florida State	DE	1999-02
BRYANT, Warren	Kentucky	T	1984
BUCHANAN, Ray	Louisville	DB	2004
BUCHANON, Phillip	Miami (Fla.)	DB	2002-04
BUCHANON, William	Southern California	WR	2006
BUCZKOWSKI, Bob	Pittsburgh	DE	1987
BUDNESS, Bill	Boston University	LB	1964-70
BUEHLER, George	Stanford	G	1969-78
BUIE, Drew	Catawba	WR	1969-71
BUNCH, Jarrad	Michigan	RB	1994
BURCH, Gerald	Georgia Tech	TE	1961
BURGESS, Derrick	Mississippi	DE	2005-08
BURTON, Ron	North Carolina	LB	1990
BUSH, Michael	Louisville	RB	2007-10
BUTCHER, Paul	Wayne State	LB	1996
BYRD, Darryl	Illinois	LB	1983-84, 1987

-C-

CALDWELL, Tony	Washington	LB	1983-85
CALHOUN, Rick	Cal State-Fullerton	RB	1987
CAMARILLO, Rich	Washington	P	1996
CAMPBELL, Bruce	Maryland	G	2010
CAMPBELL, Jason	Auburn	QB	2010
CAMPBELL, Joe	Maryland	DE	1980-81
CAMPBELL, Stan	Iowa State	G	1962
CANNAVINO, Joe	Ohio State	DB	1960-61
CANNON, Billy	Louisiana State	TE	1964-69
CARLISLE, Cooper	Florida	G	2007-10
CARR, Chetti	Northwest Oklahoma	WR	1987
CARR, Chris	Boise State	CB	2005-07
CARRINGTON, Darren	Northern Arizona	DB	1996
CARROLL, Joe	Pittsburgh	LB	1972-73
CARTER, Louis	Maryland	RB	1975
CARTER, Perry	Mississippi	DB	1996-98
CARTER, Russell	Southern Methodist	DB	1988-89
CARTWRIGHT, Rock	Kansas State	RB	2010
CASH, Kerry	Texas	TE	1995
CASPER, Dave	Notre Dame	TE	1974-80, 1984
CAVALLI, Carmen	Richmond	DE	1960
CELOTTO, Mario	Southern California	LB	1980-81
CHANDLER, Bob	Southern California	WR	1980-82
CHAPMAN, Ted	Maryland	DE	1987
CHARLES, Mike	Syracuse	DT	1990
CHESTER, Raymond	Morgan State	TE	1970-72, 1978-81
CHRISTENSEN, Todd	Brigham Young	RB-TE	1979-88
CHRISTENSON, Brandon	Northwest Oklahoma State	TE	2002
CHURCHWELL, Hansen	Mississippi	DT	1960
CLARK, Danny	Illinois	LB	2004-05
CLAY, John	Missouri	T	1987
CLEMONS, Chris	Georgia	LB-DE	2007
CLINE, Tony	Miami	DE	1970-75
COLEMAN, Kenyon	UCLA	DE	2002
COLEMAN, Rod	East Carolina	DT	1999-03
COLLINS, Kerry	Penn State	QB	2004-05
COLLINS, Mo	Florida	G-T	1998-03
COLLONS, Ferric	California	DT	1993
COLZIE, Neal	Ohio State	DB	1975-78
COMBS, Derek	Ohio State	DB	2002
CONDO, Jon	Maryland	LB-LS	2007-10
CONNERS, Dan	Miami	LB	1964-74
CONWAY, Brett	Penn State	K	2000
COOLBAUGH, Bob	Richmond	WR	1961
COOPER, Chris	Nebraska-Omaha	DT	2001-03
COOPER, Earl	Rice	TE	1986
COOPER, Jarrod	Kansas State	DB	2004-07
COOPER, Marquis	Washington	LB	2008
COPELAND, Horace	Miami	WR	1999
CORMIER, Joe	Southern California	LB	1987
COSTA, Dave	Utah	DT	1963-65
COSTELLO, Joe	Central Connecticut	LB	1989
CRAIG, Dobie	Howard Payne	WR	1962-63
CRAIG, Roger	Nebraska	RB	1991
CROCKETT, Zack	Florida State	RB	1999-06
CROW, Wayne	California	RB-DB	1960-61
CRUDUP, Derrick	Oklahoma	DB	1989, 1991
CULPEPPER, Daunte	Central Florida	QB	2007
CUNNINGHAM, Rick	Texas A & M	T	1996-98
CURRY, Ronald	North Carolina	WR	2002-08

-D-

DALBY, Dave	UCLA	C-G	1972-85
DALUIISO, Brad	UCLA	K	2001
DANIELS, Clemon	Prairie View	RB	1961-67
DANIELS, David	Florida A&M	DT	1966
DAVIDSON, Ben	Washington	DE	1964-71
DAVIDSON, Cotton	Baylor	QB	1962-69
DAVIS, Bruce	UCLA	T	1979-87

DAVIS II, Bruce	UCLA	LB	2010
DAVIS, Clarence	Southern California	RB	1971-78
DAVIS, Greg	The Citadel	K	1998
DAVIS, James	Southern	DB	1982-87
DAVIS, Jason	Illinois	RB	2008
DAVIS, Mike	Colorado	DB	1978-85
DAVIS, Scott	Illinois	DE	1988-91,1994
DAVISON, Jerone	Arizona State	RB	1996-97
DENNERY, Mike	Southern Mississippi	LB	1974-75
DePOYSTER, Jerry	Wyoming	K	1971-72
DESKINS, Don	Michigan	G	1960
DICKERSON, Andy	California Lutheran	G	1987
DICKERSON, Eric	Southern Methodist	RB	1992
DICKEY, Eldridge	Tennessee State	WR	1968-71
DICKINSON, Bo	Southern Mississippi	RB	1964
DIEHL, John	Virginia	DT	1965
DiNAPOLI, Gennaro	Virginia Tech	G	1998-99
DITTRICH, John	Wisconsin	G	1960
DIXON, Ernest	South Carolina	LB	1998
DIXON, Hewritt	Florida A&M	RB	1966-70
DIXON, Rickey	Oklahoma	DB	1993
DORN, Torin	North Carolina	DB	1990-93
DORSETT, Anthony	Pittsburgh	DB	2000-03
DORSEY, Dick	Southern California	WR	1962
DOTSON, Al	Grambling	DT	1968-70
DOUGHERTY, Bob	Kentucky	LB	1960-63
DREISBACH, Scott	Michigan	QB	1999-00
DUDLEY, Rickey	Ohio State	TE	1996-00
DUFAULT, Paul	New Hampshire	C-G	1987
DUFF, John	New Mexico	TE-DE	1993-94
DUNN, David	Fresno State	WR-KR	2000-01
DWIGHT, Tim	Iowa	WR	2007
DYAL, Mike	Texas A&I	TE	1989-90
DYSON, Matt	Michigan	DT-LB	1995

-E-

EASON, John	Florida A&M	TE	1968
EASY, Omar	Penn State	FB	2005
EICHEMANDU, Adimchinobi	California	RB	2006-07
EDMONDS, Bobby Joe	Arkansas	WR	1989
EDWARDS, Kalimba	South Carolina	DE	2008
EDWARDS, Lloyd	San Diego State	TE	1969
EISCHEID, Mike	Upper Iowa	K	1966-71
EKEJIUBA, Isaiah	Virginia	LB	2005-09
ELLIS, Craig	San Diego State	RB	1987
ELLIS, Greg	North Carolina	DE	2009
ELLIS, Jim	Boise State	LB	1987
ELLISON, Glenn	Arkansas	RB	1971
ELLISON, Riki	Southern California	LB	1990-92
ENIS, Hunter	Texas Christian	QB	1962
ENYART, Bill	Oregon State	LB	1971
EUGENE, Hiram	Louisiana Tech	DB	2007-10
EVANS, Vince	Southern California	QB	1987-95

-F-

FAIRBAND, Bill	Colorado	LB	1967-68
FARGAS, Justin	Southern California	RB	2003-09
FELLOWS, Ron	Missouri	DB	1987-88
FENNER, Derrick	North Carolina	RB	1995-97
FERNANDEZ, Mervyn	San Jose State	WR	1987-92
FICCA, Dan	Southern California	G	1962
FIELDS, George	Bakersfield J.C.	DT	1960-61
FIGURS, Yamon	Kansas State	WR	2010
FINNERAN, Gary	Southern California	DT	1961
FITZPATRICK, James	Southern California	G-T	1990-91
FLEMING, George	Washington	RB	1961
FLEMISTER, Zeron	Iowa	TE	2005
FLORES, Tom	Pacific	QB	1960-61, 1963-66
FOLSTON, James	Northeast Louisiana	LB	1994-98
FORD, Cole	Southern California	K	1995-97
FORD, Jacoby	Clemson	WR	2010
FOSCHI, John Paul	Georgia Tech	FB	2005-06

FOSTER, Ron	Cal State-Northridge	DB	1987
FRANCIS, Carlos	Texas Tech.	WR	2004-05
FRANK, Donald	Winston-Salem	DB	1994
FRANKLIN, Keith	South Carolina	LB	1995
FRANKS, Elvis	Morgan State	DE	1985-86
FREDRICKSON, Rob	Michigan State	LB	1994-97
FREEMAN, Mike	Arizona	G	1988
FREEMAN, Russell	Georgia Tech	T	1995
FRYE, Charlie	Akron	QB	2009
FULCHER, David	Arizona State	LB	1993
FULCHER, Mondriel	Miami	TE	2000-02
FULLER, Charles	San Francisco State	RB	1961-62

-G-

GABRIEL, Doug	Central Florida	WR	2003-05, 2006
GAINER, Derrick	Florida A&M	RB	1992
GALLEGOS, Chon	San Jose State	QB	1962
GALLERY, Robert	Iowa	T-G	2004-10
GAMACHE, Vince	Cal State-Northridge	K	1987
GANNON, Rich	Delaware	QB	1999-04
GARNER, Bob	Fresno State	DB	1961-62
GARNER, Charlie	Tennessee	RB	2001-03
GARRETT, Carl	New Mexico Highlands	RB	1976-77
GAULT, Willie	Tennessee	WR	1988-93
GBAJA-BIAMILA, Akbar	San Diego State	DE-LB	2003-04
GEORGE, Jeff	Illinois	QB	1997-98
GESEK, John	Sacramento State	G	1987-89
GIBSON, Claude	North Carolina State	DB	1963-65
GIBSON, Derrick	Florida State	DB	2001-06
GILBERT, Sean	Pittsburgh	DT	2003
GILLETT, Fred	Los Angeles State	TE	1964
GINN, Hubie	Florida A&M	RB	1976-78
GIPSON, Tom	North Texas State	DT	1971
GLOVER, Andrew	Grambling	TE	1991-96
GLOVER, La'Roi	San Diego State	DT	1996
GOETHEL, Travis	Arizona State	LB	2010
GOGAN, Kevin	Washington	G	1994-96
GOLDSTEIN, Alan	North Carolina	WR	1960
GOLIC, Bob	Notre Dame	DT	1989-92
GOLSTEYN, Jerry	Northern Illinois	QB	1984
GOLTZ, Rick	Simon Fraser	DE	1987
GOODLOW, Darryl	Oklahoma	LB	1987
GORDON, Alex	Cincinnati	LB	1990
GORDON, Darrien	Stanford	DB	1999-00, 2002
GOSSETT, Jeff	Eastern Illinois	P	1988-96
GRADDY, Sam	Tennessee	WR	1990-92
GRADKOWSKI, Bruce	Toledo	QB	2009-10
GRAHAM, Aaron	Nebraska	C	2001
GRAHAM, Derrick	Appalachian State	G	1998
GRAHAM, Jeff	Long Beach State	QB	1995
GRANT, DeLawrence	Oregon State	DE-LB	2001-05
GRAVES, Rory	Ohio State	T	1988-91
GRAYSON, David	Oregon	DB	1965-70
GREEN, Charley	Wittenberg	QB	1966
GREEN, Cornell	Central Florida	T	2007-09
GREENWOOD, David	Wisconsin	DB	1988
GRIFFITH, Justin	Mississippi State	RB	2007-08
GRIMES, Phil	Central Missouri	DE	1987
GROSSART, Kyle	Oregon State	QB	1980
GROVE, Jake	Virginia Tech	C-G	2004-08
GROVES, Quentin	Auburn	LB	2010
GUNHEIM, Greyson	Washington	DE	2008-09
GUY, Louie	Mississippi	DB	1964
GUY, Ray	Southern Mississippi	K	1973-86

-H-

HAGBERG, Roger	Minnesota	RB	1965-69
HALL, DeAngelo	Virginia Tech	DB	2008
HALL, Tim	Robert Morris	RB	1996-97
HALL, Willie	Southern California	LB	1975-78
HAMILTON, Bobby	Southern Mississippi	DE	2004-05
HANNAH, Charley	Alabama	G	1983-88

HARDEN, Mike	Michigan	DB	1989-90
HARDMAN, Cedrick	North Texas State	DE	1980-81
HARDY, Charles	San Jose State	WR	1960-62
HARDY, David	Texas A&M	K	1987
HARKEY, Lance	Illinois	DB	1987
HARLOW, Pat	Southern California	T	1996-98
HARRIS, James	Temple	DE	1998-99
HARRIS, John	Santa Monica J.C.	DB	1960-61
HARRIS, Johnnie	Mississippi State	DB	1999-01
HARRIS, Kwame	Stanford	T	2008
HARRIS, Napoleon	Northwestern	LB	2002-04
HARRISON, Dwight	Texas A&I	DB	1980
HARRISON, Nolan	Indiana	DT-DE	1991-96
HARRISON, Rob	Cal State-Sacramento	RB	1987
HART, Harold	Texas Southern	RB	1974-75, 1978
HART, Roy	South Carolina	DT	1991
HARVEY, James	Mississippi	G	1966-71
HARVEY, Richard	Tulane	LB	1998-99
HASSELBECK, Don	Colorado	TE	1983
HASTY, James	Washington State	DB	2001
HAWKINS, Clarence	Florida A&M	RB	1979
HAWKINS, Frank	Nevada, Reno	RB	1981-87
HAWKINS, Mike	Texas A&I	LB	1982
HAWKINS, Wayne	Pacific	G	1960-70
HAWTHORNE, Anntaj	Wisconsin	DT	2005-06
HAYES, Lester	Texas A&M	DB	1977-86
HAYNES, Mike	Arizona State	DB	1983-89
HEINRICH, Don	Washington	QB	1962
HENDERSON, John	Tennessee	DT	2010
HENDERSON, Mario	Florida State	T	2007-10
HENDRICKS, Ted	Miami	LB	1975-83
HERMANN, Dick	Florida State	LB	1965
HEROCK, Ken	West Virginia	TE	1963-65, 1967
HESTER, Jessie	Florida State	WR	1985-87
HETHERINGTON, Chris	Yale	FB	2003-04
HEYWARD-BEY, Darrius	Maryland	WR	2009-10
HIGGINS, Johnnie Lee	UTEP	WR	2007-10
HIGHSMITH, Don	Michigan State	RB	1970-72
HILGER, Rusty	Oklahoma State	QB	1985-87
HILL, Greg	Oklahoma State	DB	1987
HILL, Kenny	Yale	DB	1981-83
HILL, Madre	Arkansas	RB	2002
HILL, Renaldo	Michigan State	CB	2005
HILL, Rod	Kentucky State	DB	1987
HINTON, Marcus	Alcorn State	TE	1995-96
HIPP, I.M.	Nebraska	RB	1980
HOBBS, Daryl	Pacific	WR	1993-96
HOBERT, Billy Joe	Washington	QB	1993-96
HOISINGTON, Al	Pasadena J.C.	WR	1960
HOLLAND, Jamie	Ohio State	WR	1990-91
HOLLAND, Jonathan	Louisiana Tech	WR-DB	2008-09
HOLLAS, Donald	Rice	QB	1997-98
HOLLOWAY, Brian	Stanford	G-T	1987-88
HOLMBERG, Rob	Penn State	LB	1994-97
HOLMES, Lester	Jackson State	G	1997
HOPKINS, Jerry	Texas A&M	LB	1968
HORTON, Ethan	North Carolina	RB-TE	1987, 1989-93
HOSKINS, Derrick	Southern Mississippi	DB	1992-95
HOSTETLER, Jeff	West Virginia	QB	1993-96
HOUSTON, Lamarr	Texas	DE	2010
HOWARD, Desmond	Michigan	WR	1997-98
HOWARD, Thomas	UTEP	LB	2006-10
HOYING, Bobby	Ohio State	QB	1999-01
HUBBARD, Marv	Colgate	RB	1969-75
HUDDLESTON, John	Utah	LB	1978-79
HUDSON, Bob	Northeast Oklahoma	RB	1973-74
HUFF, Michael	Texas	DB	2006-10
HULSEY, Corey	Clemson	G-T	2003-06
HUMM, David	Nebraska	QB	1975-79, 1983-84
HUNLEY, Ricky	Arizona	LB	1989-90

HUNTLEY, Kevin	Kansas State	DE	2006
HUSTED, Michael	Virginia	K	1999
—I—			
IOANE, Junior	Arizona State	DT	2000-02
IRONS, Gerald	Maryland State	LB	1970-75
IRONS, Grant	Notre Dame	DE	2003-06
ISMAL, Raghib	Notre Dame	WR	1993-95
—J—			
JACKSON, Bo	Auburn	RB	1987-90
JACKSON, Bobby	New Mexico State	RB	1964
JACKSON, Grady	Knoxville	DT	1997-01
JACKSON, Leonard	Oklahoma State	LB	1987
JACKSON, Monte	San Diego State	DB	1978-82
JACKSON, Richard	Southern	LB	1966
JACKSON, Steve	Louisiana State	DB	1977
JACKSON, Victor	Bowie State	DB	1987
JACOBS, Proverb	California	T	1963-64
JAEGER, Jeff	Washington	K	1989-95
JAGIELSKI, Harry	Indiana	DT	1961
JAKOWENKO, George	Syracuse	K	1974
JAMES, Tory	Louisiana State	DB	2000-02
JANIKOWSKI, Sebastian	Florida State	K	2000-10
JASPER, Ed	Texas A&M	DT	2005
JELACIC, Jon	Minnesota	DE	1961-64
JENKINS, Robert	UCLA	T	1994-96
JENKINS, Ronney	Northern Arizona	RB	2003
JENNINGS, Brandon	Texas A&M	DB	2000-02
JENNINGS, Rick	Maryland	WR	1976-77
JENSEN, Derrick	Texas Arlington	RB-TE	1979-86
JENSEN, Russ	California Lutheran	QB	1985
JETT, James	West Virginia	WR	1993-02
JIMERSON, A.J.	Norfolk State	LB-DE	1990-91
JOHNSON, Chris	Louisville	DB	2007-10
JOHNSON, Eric	Nebraska	LB-DB	2000-03
JOHNSON, Kevin	Texas Southern	DT	1997
JOHNSON, Monte	Nebraska	LB	1973-80
JOHNSON, Rob	Southern California	QB	2003
JOHNSON, Teyo	Stanford	TE	2003-04
JOHNSON, Tim	Youngstown State	LB	2002-05
JOHNSTON, Mark	Northwestern	DB	1964
JOHNSTONE, Lance	Temple	DE	1996-00, 2006
JOLLEY, Doug	Brigham Young	TE	2002-04
JONES, Calvin	Nebraska	RB	1994-95
JONES, David	Delaware State	TE	1992
JONES, Horace	Louisville	DE	1971-75
JONES, Jim	Washington	LB	1961
JONES, Mike	Missouri	LB	1991-96
JONES, Sean	Northeastern	DE	1984-87
JONES, Willie	Florida State	DE	1979-82
JORDAN, Charles	Long Beach City College	WR	1993
JORDAN, LaMont	Maryland	RB	2005-07
JORDAN, Randy	North Carolina	RB	1993, 1998-02
JORDAN, Shelby	Washington (Mo.)	T	1983-86
JOSEPH, William	Miami	DT	2008-09
JOYNER, L.C.	Diablo Valley J.C.	DB	1960
JUNKIN, Trey	Louisiana Tech	TE	1985-89, 1996
—K—			
KAUFMAN, Napoleon	Washington	RB	1995-00
KEATING, Tom	Michigan	DT	1966-72
KELLY, Joe	Washington	LB	1993
KELLY, Tommy	Mississippi State	DT	2004-10
KENNEDY, Lincoln	Washington	T	1996-03
KENT, Greg	Utah	T	1966
KEYES, Bob	San Diego	RB	1960
KIDD, Carl	Arkansas	DB	1995-96
KIMMEL, Jamie	Syracuse	LB	1986-88
KING, Emanuel	Alabama	LB	1989
KING, Joe	Oklahoma State	DB	1995
KING, Kenny	Oklahoma	RB	1980-85
KING, Linden	Colorado State	LB	1986-89

KINLAW, Reggie	Oklahoma	DT	1979-84
KIRBY, Terry	Virginia	RB	2000-02
KLEIN, Dick	Iowa	T	1963-64
KLINGER, David	Houston	QB	1996-97
KNIGHT, Marcus	Michigan	WR	2001-02
KOCH, Pete	Maryland	DE	1989
KOCOUREK, Dave	Wisconsin	TE	1967-68
KOEGEL, Warren	Penn State	C	1971
KOHN, Tim	Iowa State	G	1997, 1999
KORVER, Kelvin	Northwestern (Iowa)	DT	1973-77
KOWALCZYK, Walt	Michigan State	RB	1961
KOY, Ted	Texas	TE	1970
KRAKOSKI, Joe	Illinois	DB	1963-66
KRUSE, Bob	Wayne State	G	1967-68
KUNZ, Terry	Colorado	RB	1976-77
KWALICK, Ted	Penn State	TE	1975-77
KYSAR, Jeff	Arizona State	T	1995-96

-L-

LACHEY, Jim	Ohio State	T	1988
LAMONICA, Daryle	Notre Dame	QB	1967-74
LAND, Dan	Albany State	DB	1989-97
LANIER, Ken	Florida State	T	1993
LARSCHEID, Jack	Pacific	RB	1960-61
LARSON, Paul	California	QB	1960
LASKEY, Bill	Michigan	LB	1966-70
LASSITER, Issac	St. Augustine	DE	1965-69
LATHAN, Greg	Cincinnati	WR	1987
LAWRENCE, Henry	Florida A&M	T	1974-86
LAWRENCE, Larry	Iowa	QB	1974-75
LAWTON, Luke	McNeese State	RB	2008-09
LECHLER, Shane	Texas A&M	P	2000-10
LEE, ReShard	Middle Tennessee State	RB	2006
LEE, Zeph	Southern California	RB-DB	1987-89
LEKKERKERKER, Brad	California-Davis	T	2005
LELIE, Ashley	Hawaii	WR	2008
LEVITT, Chad	Cornell	RB	1997
LEWIS, Albert	Grambling	DB	1994-98
LEWIS, Bill	Nebraska	C-G	1986-89
LEWIS, Garry	Alcorn State	DB	1990-91
LEWIS, Harold	Houston	RB	1962
LEWIS, Tahaun	Nebraska	DB	1991
LILES, Alva	Boise State	DT	1980
LLOYD, Doug	North Dakota State	RB	1991
LOCKETT, Wade	Cal State-Fullerton	WR	1987
LOCKLIN, Billy Ray	New Mexico State	G	1960
LOFTON, James	Stanford	WR	1987-88
LONG, Howie	Villanova	DE-DT	1981-93
LOPER, Daniel	Texas Tech	G	2010
LOSMAN, J.P.	Tulane	QB	2009
LOTT, Billy	Mississippi	RB	1960
LOTT, Ronnie	Southern California	DB	1991-92
LOUDERBACK, Tom	San Jose State	LB	1960-61
LOVE, Clarence	Toledo	DB	2002-03
LYNCH, Lorenzo	Sacramento State	DB	1996-97
LYONS, Lamar	Washington	DB	1996

-M-

MacKINNON, Jacque	Colgate	TE	1970
MACON, Ed	Pacific	DB	1960
MADSEN, John	Utah	TE	2006-08
MANN, Errol	North Dakota	K	1976-78
MANOUKIAN, Don	Stanford	G	1960
MARINOVICH, Marv	Southern California	G	1965
MARINOVICH, Todd	Southern California	QB	1991-92
MARSH, Curt	Washington	G	1981-86
MARTEN, James	Boston College	T	2008
MARTIN, Rod	Southern California	LB	1977-88
MARTIN, Tee	Tennessee	QB	2003
MARTINI, Rich	California-Davis	WR	1979-80
MARVIN, Mickey	Tennessee	G	1977-87
MARYLAND, Russell	Miami	DT	1996-99

MASON, Lindsey	Kansas	T	1978-81
MATSOOS, Arch	Michigan State	LB	1963-65
MATTHEWS, Ira	Wisconsin	RB-WR	1979-81
MATUSZAK, John	Tampa	DE-DT	1976-82
MAXWELL, Tom	Texas A&M	DB	1971-73
MAYBERRY, Doug	Utah State	RB	1963
McCALL, Joe	Pittsburgh	RB	1984
McCALLUM, Napoleon	U.S. Naval Academy	RB	1986, 1990-94
McCLAIN, Rolando	Alabama	LB	2010
McCLANAHAN, Randy	Southwestern Louisiana	LB	1977, 1980-82
McCLOUGHAN, Kent	Nebraska	DB	1965-70
McCOLL, Milt	Stanford	LB	1988
McCOWN, Josh	Sam Houston State	QB	2007
McCOY, Larry	Lamar	LB	1984
McCOY, Mike	Notre Dame	DT	1977-78
McDANIEL, Terry	Tennessee	DB	1988-97
McELROY, Reggie	West Texas State	G-T	1991-92
McELROY, Vann	Baylor	DB	1982-90
McFADDEN, Darren	Arkansas	RB	2008-10
McFADDEN, Walter	Auburn	CB	2010
McFARLAN, Nyle	Brigham Young	DE	1960
McFOY, Chris	Southern California	WR	2007
McGLOCKTON, Chester	Clemson	DT	1992-97
McKENZIE, Reggie	Tennessee	LB	1985-88
McKINNEY, Odis	Colorado	DB	1980-86
McLEMORE, Chris	Arizona	RB	1987-88
McMATH, Herb	Morningside	DT	1976
McMILLEN, Dan	Colorado	LB	1987
McMILLIN, Jim	Colorado State	DB	1963-64
McMURTRY, Chuck	Whittier	DT	1962-63
McQUISTAN, Paul	Weber State	G	2006-09
McRAE, Charles	Tennessee	T	1996
MEDLIN, Dan	North Carolina State	G	1974-76, 1979
MENDENHALL, Terry	San Diego State	LB	1971-72
MERCER, Mike	Northern Arizona	K	1963-66
MERRILL, Mark	Minnesota	LB	1984
MICKELL, Darren	Florida	DE	2001
MICKENS, Terry	Florida A&M	WR	1998-00
MIDDLETON, Frank	Arizona	G	2001-04
MILLEN, Matt	Penn State	LB	1980-88
MILLER, Alan	Boston College	RB	1961-63, 1965
MILLER, Bill	Miami	WR	1964, 1966-68
MILLER, Derek	Maryland	TE	2006
MILLER, Justin	Clemson	DB	2008-09
MILLER, Nick	Southern Utah	WR	2009-10
MILLER, Zach	Arizona State	TE	2007-10
MILLS, John Henry	Wake Forest	LB-TE	1997-98
MINCY, Charles	Washington	DB	1999
MINGO, Gene	None	K	1964-65
MIRALDI, Dean	Utah	G	1987
MIRER, Rick	Notre Dame	QB	2002-03
MIRICH, Rex	Northern Arizona	DT	1964-66
MISCHAK, Bob	U.S. Military Academy	TE-G	1963-65
MITCHELL, Mike	Ohio	DB	2009-10
MITCHELL, Tom	Bucknell	TE	1966
MIX, Ron	Southern California	T	1971
MOFFETT, Tim	Mississippi	WR	1985-86
MONTALBO, Mel	Utah State	DB	1962
MONTEZ, Alfred	Western New Mexico	QB	1996
MONTGOMERY, Cle	Abilene Christian	RB-WR	1981-85
MONTGOMERY, Tyrone	Mississippi	RB	1993-94
MONTOYA, Max	UCLA	G	1990-94
MOODY, Keith	Syracuse	DB	1980
MOORE, Bob	Stanford	TE	1971-75
MOORE, Manfred	Southern California	RB	1976
MORANT, Johnnie	Syracuse	WR	2004-06
MORRIS, Chris	Michigan State	C-G	2006-09
MORRIS, Riley	Florida A&M	DE	1960-62
MORRISON, Dave	Southwest Texas State	DB	1968
MORRISON, Kirk	San Diego State	LB	2005-09
MORROW, Tom	Southern Mississippi	DB	1962-64

MORTON, Mike	North Carolina	LB	1995-98
MOSEBAR, Don	Southern California	C-G-T	1983-94
MOSS, Jarvis	Florida	DE	2010
MOSS, Randy	Marshall	WR	2005-06
MOSS, Winston	Miami	LB	1991-94
MOSTARDI, Rich	Kent State	DB	1962
MRAZ, Mark	Utah State	DE	1989
MUELLER, Vance	Occidental	RB	1986-91
MUHAMMAD, Calvin	Texas Southern	WR	1982-83
MUIRBROOK, Shay	Brigham Young	LB	1997
MURANSKY, Ed	Michigan	G-T	1982-84
MURDOCK, Jesse	California Western	RB	1963
MURPHY, Louis	Florida	WR	2009-10
MUSTAFAA, Najee	Georgia Tech	DB	1995
MYERS, Brandon	Iowa	TE	2009-10
MYLES, Toby	Jackson State	G-T	2000-01

—N—

NASH, Keyon	Albany State	DB	2004
NEDNEY, Joe	San Jose State	K	1999
NELSON, Bob	Nebraska	LB	1980-85
NEWBERRY, Jeremy	California	C	2007
NEWMAN, Anthony	Oregon	DB	1998-99
NICKLAS, Pete	Baylor	T	1962
NIXON, David	BYU	LB	2009
NOBLE, Mike	Stanford	LB	1987
NORRIS, Jim	Houston	DT	1962-64
NORRIS, Slade	Oregon State	LB	2009
NOVSEK, Joe	Tulsa	DE	1962

—O—

OATS, Carleton	Florida A&M	DT	1965-72
OGAS, Dave	San Diego State	LB	1968
OGLESBY, Paul	UCLA	T	1960
OLIVER, Ralph	Southern California	LB	1968-69
OSBORNE, Chuck	Arizona	DT	1998-99
OSBORNE, Clancy	Arizona State	LB	1963-64
O'NEAL, Oren	Arkansas State	RB	2007-09
O'STEEN, Dwayne	San Jose State	DB	1980-81
O'SULLIVAN, J.T	UC Davis	QB	2010
OTTO, Gus	Missouri	LB	1965-72
OTTO, Jim	Miami	C	1960-74
OWENS, Burgess	Miami	DB	1980-82

—P—

PALMER, Jonathan	Auburn	G	2007
PAPAS, Nick	Fresno State	QB	1961
PARILLI, Babe	Kentucky	QB	1960
PARKER, Andy	Utah	TE	1984-88, 1990
PARKS, Nate	Stanford	G-T	1999-00
PARRELLA, John	Nebraska	DT	2002-04
PASTORINI, Dan	Santa Clara	QB	1980
PATTEN, Joel	Duke	T	1991
PATTERSON, Elvis	Kansas	DB	1990-93
PATTISON, Mark	Washington	WR	1986
PEAR, Dave	Washington	DT	1979-80
PEARS, Erik	Colorado State	G-T	2009
PEAT, Todd	Northern Illinois	G	1990, 1992-93
PEETE, Rodney	Southern California	QB	2000-01
PERRY, Gerald	Southern	T	1993-95
PERRY, Mario	Mississippi	TE	1987
PERRYMAN, Raymond	Northern Arizona	DB	2001
PETERS, Volney	Southern California	DT	1961
PETERSON, Calvin	UCLA	LB	1982
PHILLIPS, Charles	Southern California	DB	1975-80
PHILLIPS, Irvin	Arkansas Tech	DB	1983
PHILLIPS, Jess	Michigan State	RB	1975
PHILYAW, Charles	Texas Southern	DE	1976-79
PICKEL, Bill	Rutgers	DT-DE	1983-90
PICKENS, Bruce	Nebraska	DB	1995
PIERSON, Shurron	South Florida	LB	2003
PITTS, Frank	Southern	WR	1974
PLUNKETT, Jim	Stanford	QB	1978-86

POOLE, Tyrone	Fort Valley State	CB	2006
POPE, Marquez	Fresno State	DB	2000-01
PORTER, Jerry	West Virginia	WR	2000-07
PORTER, Kerry	Washington State	RB	1989
POWELL, Art	San Jose State	WR	1963-66
POWELL, Charlie	None	DE	1960-61
POWERS, Warren	Nebraska	DB	1963-68
PREBOLA, Gene	Boston University	TE	1960
PRICE, Dennis	UCLA	DB	1988-89
PRIOR, Anthony	Washington State	DB	1998
PROUT, Bob	Knox College	DB	1974
PRUITT, Greg	Oklahoma	RB	1982-84
PYLE, Palmer	Michigan State	G	1966
PYLES, David	Miami (Ohio)	T	1987

—Q—

QUEEN, Jeff	Morgan State	RB-TE	1972-73
-------------	--------------	-------	---------

—R—

RAE, Mike	Southern California	QB	1976-78
RAMSEY, Derrick	Kentucky	TE	1978-83
RANKIN, Louis	Washington	RB	2008-09
RATHMAN, Tom	Nebraska	RB	1994
RAY, Marcus	Michigan	DB	1999
REDMOND, J.R.	Arizona State	RB	2003-04
REECE, Marcel	Washington	RB	2008-10
REESE, Archie	Clemson	DT	1982-83
REGENT, Shawn	Boston College	C	1987
REINFELDT, Mike	Wisconsin, Milwaukee	DB	1976
REYNOLDS, Billy	Pittsburgh	QB	1960
REYNOLDS, M.C.	Louisiana State	QB	1962
RHODES, Dominic	Midwestern State	RB	2007
RICE, Floyd	Alcorn A&M	LB	1976-77
RICE, Harold	Tennessee State	DE	1971
RICE, Jerry	Mississippi Valley State	WR	2001-04
RICE, Ken	Auburn	T	1964-65
RICH, Randy	New Mexico	DB	1978
RICHARDSON, Jay	Ohio State	DE	2007-09
RIDDICK, Louis	Pittsburgh	DB	1998
RIDDLE, Ryan	California	LB	2005
RIDLEHUBER, Preston	Georgia	RB	1968
RIEHM, Chris	Ohio State	G	1986-88
RIEVES, Charles	Houston	LB	1962-63
RISON, Andre	Michigan State	WR	2000
RITCHIE, Jon	Stanford	RB	1998-02
RIVERA, Hank	Oregon State	DB	1962
RIVERS, David	Western Carolina	QB	2004
ROBBINS, Austin	North Carolina	DT	1994-95, 2000
ROBBINS, Barret	Texas Christian	C	1995-03
ROBERSON, Bo	Cornell	WR	1962-65
ROBERTS, Cliff	Illinois	DT	1961
ROBINSON, Greg	Northeast Louisiana	RB	1993-94
ROBINSON, Jerry	UCLA	LB	1985-91
ROBINSON, Johnny	Louisiana Tech	DT-DE	1981-83
ROBISKIE, Terry	Louisiana State	RB	1977-79
RODERICK, John	Southern Methodist	WR	1968
RODRIGUEZ, Mike	Alabama	DT	1987
ROEDEL, Herb	Marquette	G	1961
ROMANO, Jim	Penn State	C	1982-84
ROMANOWSKI, Bill	Boston College	LB	2002-03
ROSENSTEIN, Bob	Eastern Illinois	TE	1997
ROTHER, Tim	Nebraska	T-DT	1989-90
ROUTT, Stanford	Houston	DB	2005-10
ROWE, Dave	Penn State	DT	1975-78
RUBKE, Karl	Southern California	DE	1968
RUSSELL, Booker	Southwest Texas State	RB	1978-79
RUSSELL, Darrell	Southern California	DT-DE	1997-01
RUSSELL, Gary	Minnesota	RB	2009
RUSSELL, JaMarcus	LSU	QB	2007-09

—S—

SABAL, Ron	Purdue	T	1960-61
SANDS, Terdell	Tennessee Chattanooga	DT	2003-08

SANTIAGO, O.J.	Kent State	TE	2003
SAPP, Warren	Miami (Fla.)	DT	2004-07
SATELE, Samson	Hawaii	C.	2009-10
SCHILENS, Chaz	San Diego State	WR	2008-10
SCHMAUTZ, Ray	San Diego State	LB	1966
SCHROEDER, Jay	UCLA	QB	1988-92
SCHUH, Harry	Memphis State	T	1965-70
SCHWEIGERT, Stuart	Purdue	DB	2004-07
SCOTT, Carey	Kentucky State	DB	2002-03
SCOTT, Trevor	Buffalo	DE-LB	2008-10
SEALE, Sam	Western State (Col.)	WR-DB	1984-87, 1992
SEILER, Paul	Notre Dame	T	1971-73
SEYMOUR, Richard	Georgia	DE-DT	2009-10
SHABAZZ, Sideeq	New Mexico State	DB	2003
SHAUGHNESSY, Matt	Wisconsin	DE	2009-10
SHAW, Glenn	Kentucky	RB	1963-64
SHAW, Terrance	Stephen F. Austin	DB	2002-03
SHEDD, Kenny	Northern Iowa	WR	1996-99
SHELL, Art	Maryland State	T	1968-82
SHERMAN, Rod	Southern California	WR	1967, 1969-71
SHIPP, Jackie	Oklahoma	LB	1989
SHIRKEY, George	Stephen F. Austin	DT	1962
SIANI, Mike	Villanova	WR	1972-77
SIMPSON, Jack	Mississippi	LB	1962-64
SIMPSON, Willie	San Francisco State	RB	1962
SIMS, Barry	Utah	G-T	1999-07
SISTRUNK, Otis	None	DE-DT	1972-79
SKREPENAK, Greg	Michigan	T	1992-95
SLAUGHTER, Chad	Alcorn State	T	2002-06
SLIGH, Richard	North Carolina College	T	1967
SLOUGH, Greg	Southern California	LB	1971-72
SMITH, Anthony	Arizona	DE	1991-97
SMITH, Bubba	Michigan State	DE	1973-74
SMITH, Charles	Utah	RB	1968-74
SMITH, Hal	UCLA	DT	1961
SMITH, James	Compton J.C.	RB	1960
SMITH, Jim	Michigan	WR	1985
SMITH, Jimmy	Elon	RB	1984
SMITH, Kenny	Alabama	DT	2005
SMITH, Kevin	UCLA	TE	1992-94
SMITH, Ron	Wisconsin	DB	1974
SMITH, Steve	Penn State	RB	1987-93
SMITH, Travian	Oklahoma	LB	1998-04
SMITH, Willie	Michigan	RB	1961
SOMMER, Mike	George Washington	RB	1963
SPENCER, Ollie	Kansas	G	1963
SPIVEY, Mike	Colorado	DB	1980
SQUIREK, Jack	Illinois	LB	1982-85
STABLER, Ken	Alabama	QB	1970-79
STALLS, Dave	Northern Colorado	DT	1983, 1985
STARKS, Duane	Miami	CB	2006-07
STEINFORT, Fred	Boston College	K	1976
STEMKE, Kevin	Wisconsin	P	2002
STEPHENS, Rich	Tulsa	G-T	1992-96
STEWART, Joe	Missouri	WR	1978-79
STEWART, Tony	Penn State	TE	2007-09
STINCHCOMB, Matt	Georgia	T	1999-03
STOKES, Barry	Eastern Michigan	T	1999
STONE, Jack	Oregon	T	1961-62
STONE, John	Wake Forest	WR	2004
STONE, Ron	Boston College	G	2004-05
STRACHAN, Steve	Boston College	RB	1985-89
STREIGEL, Bill	Pacific	LB	1960
STRONG, Darrell	Pittsburgh	TE	2008
STUBBLEFIELD, Dana	Kansas	DT	2003
SVIHUS, Bob	Southern California	T	1965-70
SWEENEY, Steve	California	WR	1973
SWILLING, Pat	Georgia Tech	DE	1995-96, 1998
SWORD, Sam	Michigan	LB	1999

SYLVESTER, Steve ..... Notre Dame ..... C-G-T ..... 1975-83

**-T-**

TALLEY, Stan ..... Texas Christian ..... K ..... 1987  
TATUM, Jack ..... Ohio State ..... DB ..... 1971-79  
TAUTOLO, John ..... UCLA ..... T ..... 1987  
TAVES, Josh ..... Northeastern ..... DE ..... 2000-01  
TAYLOR, Billy ..... Texas Tech. .... RB ..... 1982  
TAYLOR, Malcolm ..... Tennessee State ..... DT ..... 1987-88  
TAYLOR, Travis ..... Florida ..... WR ..... 2007  
TEAL, Willie ..... Louisiana State ..... DB ..... 1987  
TERESA, Tony ..... San Jose State ..... RB ..... 1960  
TERRELL, David ..... Texas-El Paso ..... DB ..... 2004  
THOMAS, Robert ..... UCLA ..... LB ..... 2006-08  
THOMAS, Skip ..... Southern California ..... DB ..... 1972-77  
THOMAS, William ..... Texas A&M ..... LB ..... 2000-01  
THOMS, Art ..... Syracuse ..... DT ..... 1969-76  
TILLMON, Tony ..... Texas ..... DB ..... 1987  
TODD, Larry ..... Arizona State ..... RB ..... 1965-70  
TONGUE, Reggie ..... Oregon State ..... S ..... 2005  
TOOMAY, Pat ..... Vanderbilt ..... DE ..... 1977-79  
TORAN, Stacey ..... Notre Dame ..... DB ..... 1984-88  
TOWNSEND, Greg ..... Texas Christian ..... DE-LB ..... 1983-93, 1997  
TRAPP, James ..... Clemson ..... DB ..... 1993-97  
TRASK, Orville ..... Rice ..... DT ..... 1962  
TREU, Adam ..... Nebraska ..... C-G-T ..... 1997-06  
TRUAX, Dalton ..... Tulane ..... DT ..... 1960  
TRUITT, Olanda ..... Mississippi State ..... WR ..... 1996-97  
TUIASOSOPO, Marques ..... Washington ..... QB ..... 2001-06, 2008  
TUITELE, Maugaula ..... Colorado State ..... LB ..... 2004  
TURK, Dan ..... Wisconsin ..... C ..... 1989-96  
TURNER, Eric ..... UCLA ..... DB ..... 1997-99  
TYSON, Richard ..... Tulsa ..... G ..... 1966

**-U-**

UPSHAW, Gene ..... Texas A&I ..... G ..... 1967-81  
UPSHAW, Regan ..... California ..... DE ..... 2000-02  
URENDA, Herman ..... Pacific ..... WR ..... 1963

**-V-**

VALDEZ, Vernon ..... San Diego University ..... DB ..... 1962  
VAN DIVIER, Randy ..... Washington ..... G ..... 1982  
van EEGHEN, Mark ..... Colgate ..... RB ..... 1974-81  
VANN, Norwood ..... East Carolina ..... LB ..... 1988  
VAN PELT, Brad ..... Michigan State ..... LB ..... 1984-85  
VAUGHAN, Ruben ..... Colorado ..... DT-DE ..... 1982  
VELDHEER, Jared ..... Hillsdale ..... T-C ..... 2010  
VELLA, John ..... Southern California ..... G-T ..... 1972-79  
VILLAPIANO, Phil ..... Bowling Green ..... LB ..... 1971-79  
VOIGHT, Bob ..... Los Angeles State ..... DE ..... 1961

**-W-**

WADDELL, Michael ..... North Carolina ..... DB ..... 2008  
WADE, John ..... Marshall ..... C ..... 2008  
WAKEFIELD, Fred ..... Illinois ..... OL-DL ..... 2008  
WALKER, Denard ..... LSU ..... DB ..... 2004-05  
WALKER, Derrick ..... Michigan ..... TE ..... 1999  
WALKER, Fulton ..... West Virginia ..... DB ..... 1985-86  
WALKER, Javon ..... Florida State ..... WR ..... 2008-09  
WALKER, Langston ..... California ..... T-G ..... 2002-06, 2009-10  
WALKER, Marquis ..... Southern Missouri ..... DB ..... 1998-99  
WALLACE, Aaron ..... Texas A&M ..... LB-DE ..... 1990-95, 1997-98  
WALTER, Andrew ..... Arizona State ..... QB ..... 2005-08  
WAND, Seth ..... N.W. Missouri State ..... T ..... 2007-08  
WARD, B.J ..... Florida State ..... DB ..... 2007  
WARE, Jeremy ..... Michigan State ..... DB ..... 2010  
WARE, Tim ..... Southern California ..... WR ..... 1989  
WARREN, Gerard ..... Florida ..... DT ..... 2007-09  
WARREN, Jimmy ..... Illinois ..... DB ..... 1970-74, 1977  
WARZEKA, Ron ..... Montana State ..... DE ..... 1960  
WASHINGTON, Fabian ..... Nebraska ..... CB ..... 2005-07  
WASHINGTON, Lionel ..... Tulane ..... DB ..... 1987-94, 1997  
WASHINGTON, Ronnie ..... Northeast Louisiana ..... LB ..... 1987  
WASHINGTON, Ted ..... Louisville ..... DT ..... 2004-05

WATKINS, Todd	BYU	WR	2008-09
WATTS, Robert	Boston College	LB	1978
WATTS, Ted	Texas Tech	DB	1981-84
WAYMER, Dave	Notre Dame	DB	1992
WEATHERS, Carl	San Diego State	LB	1970-71
WEAVER, Gary	Fresno State	LB	1973-74
WELLS, Warren	Texas Southern	WR	1967-70
WESTBROOKS, Greg	Colorado	LB	1978-81
WHEATLEY, Tyrone	Michigan	RB	1999-03
WHEELER, Dwight	Tennessee State	C-T	1984, 1987-88
WHEELER, Ron	Washington	TE	1987
WHITE, Alberto	Texas Southern	DE	1994
WHITE, Eugene	Florida A&M	RB	1962
WHITLEY, Curtis	Clemson	C-G	1997
WHITTAKER, Scott	Kansas	C-T	1997
WHITTED, Alvis	North Carolina State	WR	2002-06
WHITTINGTON, Arthur	Southern Methodist	RB	1978-81
WILKERSON, Bruce	Tennessee	G-T	1987-94, 1998
WILLIAMS, Brock	Notre Dame	DB	2004
WILLIAMS, David	Illinois	WR	1987
WILLIAMS, Demise	Oklahoma State	DB	1987
WILLIAMS, Dokie	UCLA	WR	1983-87
WILLIAMS, Harvey	Louisiana State	RB-TE	1994-98
WILLIAMS, Henry	San Diego State	DB	1979
WILLIAMS, Howie	Howard	DB	1964-69
WILLIAMS, Jamie	Nebraska	TE	1994
WILLIAMS, Jermaine	Houston	RB	1998-99
WILLIAMS, K.D	Henderson State	LB	1999
WILLIAMS, Marcus	Washington State	TE	2002
WILLIAMS, Mike	Southern California	WR	2007
WILLIAMS, Randal	New Hampshire	TE	2005-06
WILLIAMS, Ricky	Langston	DB	1985, 1987
WILLIAMS, Rodney	Arizona	WR	1998-99
WILLIAMS, Roland	Syracuse	TE	2001-02, 2004
WILLIAMS, Sam	Fresno State	LB	2003-10
WILLIAMS, Willie	Grambling	DB	1966
WILLIAMSON, Fred	Northwestern	DB	1961-64
WILLIAMSON, J.R	Louisiana Tech	LB	1964-67
WILLIS, Chester	Auburn	RB	1981-84
WILLIS, Mitch	Southern Methodist	DT	1985-88
WILSON, Gibril	Tennessee	DB	2008
WILSON, Marc	Brigham Young	QB	1980-87
WILSON, Marcus	Virginia	RB	1991
WILSON, Mark	California	T	2007-08
WILSON, Nemiah	Grambling	DB	1968-74
WILSON, Otis	Louisville	LB	1989
WILSON, Wade	East Texas State	QB	1998-99
WIMBLEY, Kamerion	Florida State	LB	2010
WINANS, Jeff	Southern California	G-DT	1976
WISE, Mike	California-Davis	DE	1986-90
WISNIEWSKI, Steve	Penn State	G	1989-01
WOLFF, Scott	Mt. Union	QB	1987
WONG, Joe	Brigham Young	G-T	2003
WOOD, Dick	Auburn	QB	1965
WOODEN, Terry	Syracuse	LB	1998
WOODS, Chris	Auburn	WR	1987-88
WOODSON, Charles	Michigan	DB	1998-05
WOODSON, Rod	Purdue	DB	2002-03
WRIGHT, Alexander	Auburn	WR	1992-94
WRIGHT, Steve	Northern Iowa	T	1987-93
WYATT, Alvin	Bethune-Cookman	DB	1970

-Y-

YOUSO, Frank	Minnesota	T	1963-65
--------------	-----------	---	---------

-Z-

ZECHER, Rich	Utah State	T	1965
ZEREOUE, Amos	West Virginia	RB	2004
ZOGG, John	Boise State	G	1987

# RAIDERS ALL-TIME DRAFTS

## 1960

### (First selections)

Jim Andreotti, C, Northwestern  
 Maxie Baughan, C, Georgia Tech  
 George Blanch, HB, Texas  
 Cloyd Boyette, T-G, Texas  
 Willie Boykin, T, Michigan  
 Carmen Cavalli, E, Richmond  
 Jim Chastain, T-G, Michigan State  
 Fran Curci, QB, Miami  
 Carroll Dale, E, Virginia Tech  
 Purcell Daniels, FB, Pepperdine  
 Don Deskin, T, Michigan  
 Leon Dumbrowski, T-G, Delaware  
 Ken Fitch, T, Kansas  
 Dale Hackbart, QB, Wisconsin  
 Abner Haynes, HB, No. Texas St.  
 Vin Hogan, HB, Boston College  
 Bob Jarus, HB, Purdue  
 Earl Kohlhaas, G, Penn State  
 Bobby Lackey, QB, Texas  
 Neil MacLean, FB, Wake Forest  
 Larry Muff, E, Benedictine  
 Don Norton, E, Iowa  
 Jim O'Brien, T, Boston College  
 Jim Otto, C, Miami  
 Chuck Pollard, E, Rice  
 Billy Roland, G, Georgia  
 Ray Smith, FB, UCLA  
 Wade Smith, HB, North Carolina  
 Jerry Stalcup, G, Wisconsin  
 John Wilcox, T, Oregon  
 Al Witcher, E, Baylor  
 Silas Woods, HB, Marquette  
 Mike Wright, T, Minnesota

### (Second selections)

C.J. Alexander, HB, Southeastern  
 Pervis Atkins, HB, New Mexico St.  
 Al Bansavage, T-G, USC  
 Walter Beach, HB, Central Michigan  
 Johnny Brewer, E, Mississippi  
 Don Edington, E, Florida  
 Howard Evans, C, Houston  
 Fred Hageman, C, Kansas  
 Bill Herron, E, Georgia  
 Bob Hogue, T-G, Shepherd  
 Gerald Lambert, T-G, Texas A&I  
 Sam McCord, QB, East Texas St.  
 Rich Mostardo, HB, Kent State  
 Bob Parker, T-G, East Texas State  
 Tony Polychronis, T-G, Utah  
 Dan Sheehan, T-G, Tenn.-Chattanooga  
 Howard Turley, E, Louisville  
 Jim Williams, T-G, North Carolina  
 Jim Woodward, T-G, Lamar

## 1961

1 Joe Rutgens, T, Illinois  
 2 George Fleming, HB, Washington  
 3 Myron Pottios, G, Notre Dame  
 4 Elbert Kimbrough, E, Northwestern  
 5 Dick Norman, QB, Stanford  
 6 Bobby Crespino, HB, Mississippi

7 Ray Purdin, HB, Northwestern  
 8 Tom Watkins, HB, Iowa State  
 9 Lowndes Shingler, QB, Clemson  
 10 Ken Peterson, T, Utah  
 11 Dave Mayberry, FB, Utah State  
 12 Bob Schmitz, G, Montana State  
 13 Gerald Burch, E, Georgia Tech  
 14 Clark Miller, T, Utah State  
 15 Bob Coolbaugh, E, Richmond  
 16 Chuck Lamson, HB, Wyoming  
 17 Joe Novsek, T, Tulsa  
 18 Joe Krakoski, HB, Illinois  
 19 Charles Fuller, HB, San Francisco St.  
 20 Preston Fuller, FB, Grambling  
 21 Mike Jones, QB, San Jose State  
 22 Blayne Jones, G, Idaho State  
 23 Roger Fisher, C, Utah State  
 24 Jack Novak, G, Miami  
 25 Paul Yanke, E, Northwestern  
 26 Dean Hinshaw, T, Stanford  
 27 Clair Appledoom, E, San Jose St.  
 28 Dave Grosz, QB, Oregon  
 29 Ed Morris, T, Indiana  
 30 Bill Face, HB, Stanford

## 1962

1 Roman Gabriel, QB, No. Carolina St  
 3 Ed Pine, C, Utah  
 4 John Myers, T, Washington  
 5 Joe Hernandez, HB, Arizona  
 6 Dan Birdwell, C, Houston  
 7 Jim Norris, T, Houston  
 8 Ferrell Yarbrough, E, Northwestern  
 9 Jim Dillard, HB, Oklahoma State  
 10 Henry Rivera, HB, Oregon State  
 12 Jim Skaggs, G, Washington  
 12 Oscar Donahue, E, San Jose State  
 13 George Pierovich, FB, California  
 15 Floyd Dean, E, Florida  
 16 Pat Russ, T, Purdue  
 17 Larry Ferguson, HB, Iowa  
 18 Jim Vollenweider, FB, Miami  
 19 Dennis Spurlock, QB, Whitworth  
 19 Kent Horne, T, BYU  
 20 John Sutro, G, San Jose State  
 21 Bill Tunncliff, FB, Michigan  
 22 Jim Cadile, E, San Jose State  
 23 Elvin Basham, G, Kansas  
 24 Mickey Bruce, G, Oregon  
 25 Tom Cagaanan, HB, Utah State  
 26 Fred Miller, T, LSU  
 27 Keith Luhnov, FB, Santa Ana J.C.  
 28 Marv Marinovich, T, USC  
 29 Leon Donahue, E, San Jose State  
 30 Pete Nicklas, T, Baylor  
 31 Bob Elliot, FB, North Carolina  
 32 Eugene White, HB, Florida A&M  
 34 Bill Worrell, T, Georgia

**1963**

- 6 Butch Wilson, HB, Alabama
- 7 Dave Costa, T, Utah
- 8 Roger Locke, E, Arizona State
- 9 Jerry Logan, HB, West Texas State
- 10 Ray Schoenke, G, SMU
- 12 Walt Burdin, LB, McNeese State
- 12 Doyle Branson, HB, So. Oregon
- 13 Darnell Haney, E, Utah State
- 13 Drew Roberts, E, Humboldt State
- 15 Vern Burke, E, Oregon
- 16 Jim Moss, HB, West Virginia
- 17 John Murio, HB, Whitworth
- 18 Terry Dillon, HB, Montana
- 18 George Hogan, G, Texas A&M
- 19 Tony Fiorentino, G, UCLA
- 20 Rex Mirich, T, Arizona State
- 21 Neal Petties, HB, San Diego State
- 22 Hugh Campbell, E, Washington St.
- 23 Jon Anabo, QB, Fresno State
- 24 Dick Peters, T, Whittier
- 25 Bill McFarland, FB, Oklahoma St.
- 26 Dennis Claridge, QB, Nebraska
- 27 Dick Skelly, HB, Florida
- 28 Larry Campbell, FB, Utah State
- 29 Dick Anderson, E, Penn State

**1964**

- 1 Tony Lorick, HB, Arizona State
- 2 Dan Conners, T, Miami
- 3 George Bednar, T, Notre Dame
- 4 Bill Budness, LB, Boston University
- 5 Don Green, DB, Susquehanna
- 7 John Sapinsky, T, William & Mary
- 8 Vince Petno, DB, Citadel
- 9 John Williamson, G, Louisiana Tech
- 9 Herschel Turner, T, Kentucky
- 10 Mel Renfro, HB, Oregon
- 11 Larry Rakestraw, QB, Georgia
- 12 Billy Lothridge, QB, Georgia Tech
- 13 Mickey Babb, E, Georgia
- 14 Fred Polser, G, East Texas State
- 15 Mike Geirs, T, USC
- 16 Ron Wilkening, HB, No. Dakota St.
- 17 Fred Lewis, HB, Massachusetts
- 18 Ron Calcagno, QB, Santa Clara
- 19 Tom Michel, FB, East Carolina
- 20 Ed Beard, T, Tennessee
- 21 Carleton Oats, E, Florida A&M
- 22 Jim Long, FB, Fresno State
- 23 Bill Curry, C, Georgia Tech
- 24 Kent Francisco, T, UCLA
- 25 Terry Sieg, HB, Virginia
- 26 Gordon Guest, QB, Arkansas

**1965**

- 1 Harry Schuh, T, Memphis State
- 2 Fred Biletnikoff, WR, Florida State
- 3 Bob Svihus, T, USC
- 4 Gus Otto, LB, Missouri
- 9 Rich Zecher, T, Utah State
- 10 Craig Morton, QB, California
- 11 Bill Minor, LB, Illinois
- 13 Wally Mahle, DB, Syracuse
- 14 Loren Hawley, DB, California
- 15 Bill Cronin, DE, Boston College
- 16 Fred Hill, E, USC

- 17 Gary Porterfield, E, Tulsa
- 18 John Dugan, T, Holy Cross
- 19 Frank McCleendon, T, Alabama
- 20 Bo Scott, HB, Ohio State

**1965 REDSHIRT**

- 1 Larry Todd, HB, Arizona State
- 2 Jim Harvey, T, Mississippi
- 3 Stave Mass, T, Detroit
- 4 Mickey Cox, T, LSU
- 5 Bob Taylor, G, Cincinnati
- 6 Gregg Kent, T, Utah
- 7 John Carroll, T, Texas
- 8 Henry Pinkett, HB, Baylor
- 9 Frank Pennie, T, Florida State
- 10 Brent Berry, T, San Jose State
- 11 Tom Longo, DB, Notre Dame
- 12 Dennis Duncan, HB, Louisiana College

**1966**

- 1 Rodger Bird, DB, Kentucky
- 2 Butch Allison, T, Missouri
- 3 Tom Mitchell, E, Bucknell
- 4 Richard Tyson, G, Tulsa
- 5 Pete Banaszak, HB, Miami
- 7 Franklin McRae, T, Tennessee St.
- 9 Clifton Kinney, LB, San Diego State
- 10 Tony Jeter, E, Nebraska
- 11 Joe Labruzzo, HB, LSU
- 12 Wayne Foster, T, Washington State
- 13 John Niland, G, Iowa
- 14 Mike Johnson, HB, Kansas
- 15 Steve Renko, FB, Kansas
- 16 Craig Ritchey, DB, Stanford
- 17 Ted Holman, DB, Syracuse
- 18 Art Robinson, E, Florida A&M
- 19 Jack Shinholser, LB, Florida State
- 20 Steve Bowman, FB, Alabama

**1966 REDSHIRT**

- 1 Rod Sherman, HB, USC
- 2 Tom Cichowski, T, Maryland
- 3 Ron Parson, E, Austin Peay
- 4 John Crumbacher, T, Tennessee
- 5 George Patton, T, Georgia
- 6 Dan Archer, T, Oregon
- 7 Bill Thomas, HB, Oklahoma
- 8 Ray Schmutz, LB, San Diego St.
- 9 Mel Tom, LB, San Jose State
- 10 Joe O'Brien, FB, Texas-Arlington
- 11 Mike Brundage, QB, Oregon

**1967**

- 1 Gene Upshaw, G, Texas A&I
- 3 Bill Fairband, LB, Colorado
- 4 James Roy Jackson, E, Oklahoma
- 5 Gerald Wakefield, HB, Mississippi
- 5 Mike Hibler, LB, Stanford
- 6 Rick Egluff, QB, Wyoming
- 7 Ron Lewellen, DT, Tennessee-Martin
- 8 Estes Banks, RB, Colorado
- 9 Mark Devilling, LB, Muskingum
- 10 Richard Sligh, T, No. Carolina Central
- 11 Dwayne Benson, LB, Hamline
- 12 Bob Kruse, T, Wayne State
- 13 Len Kleinpete, E, SW Louisiana
- 14 Casey Boyett, E, BYU
- 15 Ben Woodson, HB, Utah
- 16 Don Bruce, G, Virginia Tech
- 17 Mike Cullin, DE, Slippery Rock

**1968**

1 Eldridge Dickey, QB, Tennessee St.  
 2 Ken Stabler, QB, Alabama  
 3 Art Shell, T, Maryland State  
 4 Charlie Smith, RB, Utah  
 5 John Naponic, T, Virginia  
 7 John Harper, C, Adams State  
 7 George Atkinson, DB, Morris Brown  
 9 John Eason, TE, Florida A&M  
 10 Rick Owens, DB, Pennsylvania  
 11 Marv Hubbard, FB, Colgate  
 11 Ralph Oliver, LB, San Diego State  
 12 Larry Plantz, WR, Colorado  
 13 Larry Blackstone, RB, Fairmont St.  
 14 Ray Carlson, LB, Hamline  
 15 Mike Leinert, RB, Texas Tech  
 16 David Morrison, DB, SW Texas  
 17 Steve Berry, E, Catawba

**1969**

1 Art Thoms, DL, Syracuse  
 2 George Buehler, OL, Stanford  
 3 Lloyd Edwards, TE, San Diego St.  
 4 Ruby Jackson, DL, New Mexico St.  
 6A Ken Newfield, RB, LSU  
 6B Jackie Allen, DB, Baylor  
 7 Finnis Taylor, DB, Prairie View  
 9 Drew Buie, WR, Catawba  
 11 Harold Rice, LB, Tennessee A&I  
 12 Al Goddard, DB, J.C. Smith  
 13 Dave Husted, LB, Wabash  
 14 Harold Busby, WR, UCLA  
 15 Alvin Presnell, RB, Alabama A&M  
 16 Junior Davis, LB, Alabama  
 17 Billy Austin, G, Arkansas AM&N

**1970**

1 Raymond Chester, TE, Morgan St.  
 2 Ted Koy, RB, Texas  
 3 Gerald Irons, LB, Maryland State  
 4 Tony Cline, LB, Miami  
 5 Art Laster, T, Maryland State  
 6 Alvin Wyatt, DB, Bethune-Cookman  
 7 Steve Svitak, LB, Boise State  
 8 Mike Wynn, DE, Nebraska  
 9 Ike Hill, DB, Catawba  
 10 Gordon Bosserman, T, UCLA  
 11 Emery Hicks, LB, Kansas  
 12 Jerry DeLoach, G, U.C. Davis  
 13 Don Highsmith, RB, Michigan St.  
 14 John Riley, K, Auburn  
 15 Fred Moore, DB, Washington  
 16 Tim Roth, C, South Dakota State  
 17 Eric Stolberg, WR, Indiana

**1971**

1 Jack Tatum, DB, Ohio State  
 2A Warren Koegel, C, Penn State  
 2B Phil Villapiano, LB, Bowling Green  
 4 Clarence Davis, RB, USC  
 5 Bob Moore, TE, Stanford  
 6 Greg Slough, LB, USC  
 7 Don Martin, DB, Yale  
 9 Dave Garnett, RB, Pittsburgh  
 10A Bill West, DB, Tennessee State  
 10B Tim Oesterling, DT, UCLA  
 11 James Poston, DT, South Carolina  
 12 Horace Jones, DE, Louisville

13 Mick Natzel, DB, Central Michigan  
 14 Tom Gipson, DT, North Texas State  
 15 Andy Giles, LB, William & Mary  
 16 Tony Stawarz, DB, Miami  
 17 Chuck Hill, WR, Sam Houston St.

**1972**

1 Mike Siani, WR, Villanova  
 2A Kelvin Korver, DT, NW Iowa  
 2B John Vella, T, USC  
 3 Mel Lunsford, DE, Central St.  
 4A Cliff Branch, WR, Colorado  
 4B Dave Dalby, C, UCLA  
 6 Dan Medlin, DT, North Carolina St.  
 7A Skip Thomas, DB, USC  
 7B Dennis Pete, DB, San Francisco St.  
 8 Jackie Brown, RB, Stanford  
 9 Dave Bigler, RB, Morningside  
 10 Phil Price, DB, Idaho State  
 11 Joe Carroll, LB, Pittsburgh  
 12 Kent Gaydos, TE, Florida State  
 13 Ted Covington, WR, San Fernando St.  
 14 Dennis Cambal, RB, William & Mary  
 15A Charles Hester, RB, Central St.  
 15B Dave Snesrud, LB, Hamline  
 16 Willie Wright, WR, No.Carolina A&T

**1973**

1 Ray Guy, P, Southern Mississippi  
 2 Monte Johnson, LB, Nebraska  
 4A Perry Smith, DB, Colorado State  
 4B Joe Wylie, WR, Oklahoma  
 5A Louis Neal, WR, Prairie View  
 5B Ron Mikalajczyk, T, Tampa  
 6 Brent Myers, T, Purdue  
 7 Gary Weaver, LB, Fresno State  
 8 Mike Rae, QB, USC  
 9 Steve Sweeney, WR, California  
 10 Leo Allen, WR, Tuskegee  
 11 Jerry List, RB, Nebraska  
 12 James Krapf, LB, Alabama  
 14 Bruce Polen, DB, William Penn  
 15 David Leffers, G, Vanderbilt  
 16 Jerry Gadlin, WR, Wyoming  
 17 Mike Ryan, C, USC

**1974**

1 Henry Lawrence, T, Florida A&M  
 2 Dave Casper, TE, Notre Dame  
 3 Mark van Eeghen, RB, Colgate  
 4 Morris Bradshaw, WR, Ohio State  
 5 Pete Wessel, DB, Northwestern  
 6 James McAlister, RB, UCLA  
 7 Rod Garcia, K, Stanford  
 9 Kenith Pope, DB, Oklahoma  
 10 Chris Arnold, DB, Virginia State  
 11 Harold Hart, RB, Texas Southern  
 12 Noe Gonzalez, RB, SW Texas St.  
 13 Mike Dennery, LB, So. Mississippi  
 14 Don Willingham, RB, Wisc.-Milwaukee  
 15 Greg Mathis, DB, Idaho State  
 16 Delario Robinson, WR, Kansas  
 17 James Morris, DT, Missouri Valley

**1975**

1 Neal Colzie, DB, Ohio State  
 2 Charles Phillips, DB, USC  
 3 Louis Carter, RB, Maryland  
 5 David Humm, QB, Nebraska

- 7 James Daniels, DB, Texas A&M
- 9 Harry Knight, QB, Richmond
- 10 Steve Sylvester, G, Notre Dame
- 12 Jack Magee, C, Boston College
- 14 Tom Doyle, DB, Yale
- 15 Paul Careathers, RB, Tennessee

**1976**

- 2A Charles Philyaw, DE, Texas Southern
- 2B Jeb Blount, QB, Tulsa
- 3 Rik Bonness, LB, Nebraska
- 4 Herb McMath, DE, Morningside
- 5 Fred Steinfort, K, Boston College
- 7 Clarence Chapman, WR, E. Michigan
- 8A Jerome Dove, DB, Colorado State
- 8B Terry Kunz, RB, Colorado
- 10 Dwight Lewis, DB, Purdue
- 11 Rick Jennings, RB, Maryland
- 12 Cedric Brown, DB, Kent State
- 13A Craig Crnick, DE, Idaho
- 13B Mark Young, G, Washington State
- 14 Calvin Young, RB, Fresno State
- 15 Carl Hargrave, DB, Upper Iowa
- 16 Doug Hogan, DB, USC
- 17A Buddy Tate, DB, Tulsa
- 17B Nate Beasley, RB, Delaware

**1977**

- 2A Mike Davis, DB, Colorado
- 2B Ted McKnight, RB, Minnesota-Duluth
- 4 Mickey Marvin, G, Tennessee
- 5A Lester Hayes, DB, Texas A&M
- 5B Jeff Barnes, LB, California
- 7 Rich Martini, WR, Cal-Davis
- 8 Terry Robiskie, RB, LSU
- 12A Rod Martin, LB, USC
- 12B Rolf Benirschke, K, Cal-Davis

**1978**

- 2 Dave Browning, DE, Washington
- 3A Derrick Jensen, RB, Texas-Arlington
- 3B Lindsey Mason, T, Kansas
- 4A Maurice Harvey, DB, Ball State
- 4B Joe Stewart, WR, Missouri
- 5 Derrick Ramsey, TE, Kentucky
- 6A Tom Davis, C, Nebraska
- 6B Mike Levenseller, WR, Washington St.
- 7A Arthur Whittington, RB, SMU
- 7B Earl Inmon, LB, Bethune-Cookman
- 8 Mark Nickols, LB, Colorado State
- 11A Dean Jones, WR, Fresno State
- 11B Bob Glazebrook, DB, Fresno State
- 12 Joe Conron, WR, Pacific

**1979**

- 2 Willie Jones, DE, Florida State
- 6A Ira Matthews, KR, Wisconsin
- 6B Henry Williams, DB, San Diego State
- 7 Jack Matia, T, Drake
- 8 Robert Hawkins, RB, Kentucky
- 9 Jim Rourke, T, Boston College
- 10 Ricky Smith, DB, Tulane
- 11 Bruce Davis, T, UCLA
- 12A Dirk Abernathy, DB, Bowling Green
- 12B Reggie Kinlaw, DT, Oklahoma

**1980**

- 1 Marc Wilson, QB, BYU
- 2 Matt Millen, LB, Penn State

- 5A Kenny Lewis, RB, Virginia Tech
- 5B John Adams, LB, LSU
- 5C William Bowens, LB, North Carolina
- 7 Malcolm Barnwell, WR, Virginia Union
- 8 Kenny Hill, DB, Yale
- 10 Walter Carter, DT, Florida State
- 11 Mike Massey, LB, Arkansas
- 12 Calvin Muhammad, WR, Texas Southern

**1981**

- 1A Ted Watts, CB, Texas Tech
- 1B Curt Marsh, T, Washington
- 2 Howie Long, DT, Villanova
- 4 Johnny Robinson, DT, Louisiana Tech
- 5 James Davis, CB, Southern
- 9 Curt Mohl, T, UCLA
- 10 Frank Hawkins, RB, Nevada-Reno
- 11 Chester Willis, RB, Auburn
- 12 Phil Nelson, TE, Delaware

**1982**

- 1 Marcus Allen, RB, USC
- 2A Jack Squirek, LB, Illinois
- 2B Jim Romano, C, Penn State
- 3 Vann McElroy, S, Baylor
- 4 Ed Muransky, T, Michigan
- 5 Ed Jackson, LB, Louisiana Tech
- 7 Jeff Jackson, DE, Toledo
- 10 Rich D'Amico, LB, Penn State
- 11 Willie Turner, WR, LSU
- 12 Randy Smith, WR, East Texas State

**1983**

- 1 Don Mosebar, T, USC
- 2 Bill Pickel, DT, Rutgers
- 3 Tony Caldwell, LB, Washington
- 4 Greg Townsend, DE, TCU
- 5 Dokie Williams, WR, UCLA
- 7 Jeff McCall, RB, Clemson
- 8 Mike Dotterer, RB, Stanford
- 9 Kent Jordan, TE, St. Mary's
- 10 Mervyn Fernandez, WR, San Jose St.
- 11 Scott Lindquist, QB, No. Arizona

**1984**

- 2 Sean Jones, DT, Northeastern
- 3 Joe McCall, RB, Pittsburgh
- 5 Andy Parker, TE, Utah
- 6 Stacey Toran, S, Notre Dame
- 7 Mitch Willis, DE, SMU
- 8 Sam Seale, WR, Western State
- 11 Gardner Williams, CB, St. Mary's
- 12 Randy Essington, QB, Colorado

**1985**

- 1 Jessie Hester, WR, Florida State
- 3A Tim Moffett, WR, Mississippi
- 3B Stefon Adams, DB, East Carolina
- 4 Jamie Kimmel, LB, Syracuse
- 5 Dan Reeder, RB, Delaware
- 6 Rusty Hilger, QB, Oklahoma State
- 7A Kevin Belcher, T, Wisconsin
- 7B Mark Pattison, WR, Washington
- 7C Bret Clark, DB, Nebraska
- 7D Nick Haden, C, Penn State
- 8 Leonard Wingate, DT, So. Carolina St.
- 9 Chris Sydnor, DB, Penn State
- 10A Reggie McKenzie, LB, Tennessee
- 10B Albert Myres, DB, Tulsa

11 Steve Strachan, RB, Boston College  
 12 Raymond Polk, DB, Oklahoma St.

**1986**

1 Bob Buczkowski, DE, Pittsburgh  
 3 Brad Cochran, CB, Michigan  
 4A Mike Wise, DE, U.C. Davis  
 4B Vance Mueller, RB, Occidental  
 4C Napoleon McCallum, RB, Navy  
 6 Doug Marrone, T, Syracuse  
 7 Bill Lewis, C, Nebraska  
 8 Joe Mauntel, LB, Eastern Kentucky  
 9 Zeph Lee, RB, USC  
 10 Jeff Reinke, DE, Mankato State  
 11 Randall Webster, LB, SW Oklahoma St  
 12 Larry Shephard, WR, Houston

**1987**

1 John Clay, T, Missouri  
 2 Bruce Wilkerson, T, Tennessee  
 3 Steve Smith, RB, Penn State  
 4 Steve Beuerlein, QB, Notre Dame  
 7 Bo Jackson, RB, Auburn  
 9 Scott Eccles, TE, E. New Mexico  
 10A Rob Harrison, RB, Sacramento St.  
 10B John Gesek, G, Sacramento St.  
 10C Jim Ellis, LB, Boise State  
 11A Chris McLemore, RB, Arizona  
 11B Mario Perry, TE, Mississippi

**1988**

1A Tim Brown, WR, Notre Dame  
 1B Terry McDaniel, CB, Tennessee  
 1C Scott Davis, DE, Illinois  
 4 Tim Rother, DT, Nebraska  
 5 Dennis Price, CB, UCLA  
 6 Erwin Grabisna, LB, Case W. Reserve  
 7 Derrick Crudup, DB, Oklahoma  
 8 Mike Alexander, WR, Penn State  
 9A Reggie Ware, RB, Auburn  
 9B Scott Tabor, P, California  
 10 Newt Harrell, G, West Texas State  
 11 David Weber, QB, Carroll College  
 12 Greg Kunkel, G, Kentucky

**1989**

2 Steve Wisniewski, G, Penn State  
 6A Jeff Francis, QB, Tennessee  
 6B Doug Lloyd, RB, North Dakota St.  
 8 Derrick Gainer, RB, Florida A&M  
 9 Gary Gooden, WR, Indiana  
 10 Charles Jackson, DT, Jackson St.

**1990**

1 Anthony Smith, DE, Arizona  
 2 Aaron Wallace, LB, Texas A&M  
 4 Torin Dorn, CB, North Carolina  
 6 Marcus Wilson, RB, Virginia  
 7 Garry Lewis, CB, Alcorn State  
 8 A.J. Jimerson, LB, Norfolk State  
 9 Leon Perry, RB, Oklahoma  
 11A Ron Lewis, WR, Jackson State  
 11B Myron Jones, RB, Fresno State  
 12A Major Harris, QB, West Virginia  
 12B Demetruis Davis, TE, Nevada-Reno

**1991**

1 Todd Marinovich, QB, USC  
 2 Nick Bell, RB, Iowa

4 Raghil Ismail, WR, Notre Dame  
 6 Nolan Harrison, DT, Indiana  
 8A Brian Jones, LB, Texas  
 8B Todd Woulard, LB, Alabama A&M  
 9 Tahaun Lewis, CB, Nebraska  
 10 Andrew Glover, TE, Grambling  
 12 Dennis Johnson, CB, Winston-Salem

**1992**

1 Chester McGlockton, DT, Clemson  
 2 Greg Skrepenak, T, Michigan  
 5 Derrick Hoskins, S, So. Mississippi  
 6 Tony Rowell, C, Florida  
 7A Curtis Cotton, S, Nebraska  
 7B Kevin Smith, RB, UCLA  
 10 Alberto White, LB, Texas Southern  
 12 Tom Roth, G, Southern Illinois

**1993**

1 Patrick Bates, S, Texas A&M  
 3A Billy Joe Hobert, QB, Washington  
 3B James Trapp, CB, Clemson  
 5 Olanda Truitt, WR, Mississippi St.  
 7 Greg Biekert, LB, Colorado  
 8 Greg Robinson, RB, NE Louisiana

**1994**

1 Rob Fredrickson, LB, Michigan St.  
 2 James Folston, DE, NE Louisiana  
 3 Calvin Jones, RB, Nebraska  
 4 Austin Robbins, DT, North Carolina  
 5 Roosevelt Patterson, G, Alabama  
 7 Rob Holmberg, LB, Penn State

**1995**

1 Napoleon Kaufman, RB, Washington  
 2 Barret Robbins, C, TCU  
 3 Joe Aska, RB, Central State  
 4 Mike Morton, LB, North Carolina  
 5A Matt Dyson, LB, Michigan  
 5B Jeff Kysar, T, Arizona State  
 6 Eli Herring, T, Brigham Young

**1996**

1 Rickey Dudley, TE, Ohio State  
 2 Lance Johnstone, DE, Temple  
 5 La'Roi Glover, DT, San Diego State  
 6 Tim Hall, RB, Robert Morris  
 7A Sedic Clark, LB, Tulsa  
 7B Darius Smith, C, Sam Houston St.  
 7C Joey Wylie, G, Stephen F. Austin

**1997**

1 Darrell Russell, DT, USC  
 3A Adam Treu, G, Nebraska  
 3B Tim Kohn, G, Iowa State  
 4 Chad Levitt, RB, Cornell  
 6A Calvin Branch, CB, Colorado St.  
 6B Grady Jackson, DT, Knoxville

**1998**

1A Charles Woodson, CB, Michigan  
 1B Mo Collins, T, Florida  
 2 Leon Bender, DT, Washington St.  
 3 Jon Ritchie, RB, Stanford  
 4 Gennaro DiNapoli, G, Virginia Tech  
 5A Jeremy Brigham, TE, Washington  
 5B Travian Smith, LB, Oklahoma  
 7A Vince Amey, DE, Arizona State  
 7B David Sanders, DE, Arkansas

**1999**

- 1 Matt Stinchcomb, T, Georgia
- 2 Tony Bryant, DE, Florida State
- 4 Dameane Douglas, WR, California
- 5A Eric Barton, LB, Maryland
- 5B Rod Coleman, LB, East Carolina
- 6 Daren Yancey, DT, BYU
- 7 JoJuan Armour, LB, Miami (Ohio)

**2000**

- 1 Sebastian Janikowski, K, Florida State
- 2 Jerry Porter, WR, West Virginia
- 4 Junior Ioane, DT, Arizona State
- 5 Shane Lechler, P, Texas A&M
- 7A Mondriel Fulcher, TE, Miami
- 7B Clifton Black, S, SW Texas State

**2001**

- 1 Derrick Gibson, S, Florida State
- 2 Marques Tuiasosopo, QB, Washington
- 3 DeLawrence Grant, DE, Oregon State
- 5 Raymond Perryman, S, Northern Arizona
- 6 Chris Cooper, DT, Nebraska-Omaha
- 7A Derek Combs, RB, Ohio State
- 7B Ken-Yon Rambo, WR, Ohio State

**2002**

- 1A Phillip Buchanon, CB, Miami (Fla.)
- 1B Napoleon Harris, LB, Northwestern
- 2A Langston Walker, OL, California
- 2B Doug Jolley, TE, Brigham Young
- 5 Kenyon Coleman, DE, UCLA
- 6A Keyon Nash, S, Albany State (Ga.)
- 6B Larry Ned, RB, San Diego State
- 7 Ronald Curry, QB, North Carolina

**2003**

- 1A Nnamdi Asomugha, CB, California
- 1B Tyler Brayton, DE, Colorado
- 2 Teyo Johnson, TE, Stanford
- 3A Sam Williams, DE, Fresno State
- 3B Justin Fargas, RB, USC
- 4 Shurron Pierson, DE, S. Florida
- 5 Doug Gabriel, WR, Central Florida
- 6 Dustin Rykert, T, Brigham Young
- 7A Siddeeq Shabazz, S, New Mexico State
- 7B Ryan Hoag, WR, Gustavus Adolphus

**2004**

- 1 Robert Gallery, T, Iowa
- 2 Jake Grove, C, Virginia Tech
- 3 Stuart Schweigert, S, Purdue
- 4 Carlos Francis, WR, Texas Tech
- 5 Johnnie Morant, WR, Syracuse
- 6A Shawn Johnson, DE, Delaware
- 6B Cody Spencer, LB, North Texas
- 7A Courtney Anderson, TE, San Jose State
- 7B Andre Sommersell, LB, Colorado State

**2005**

- 1 Fabian Washington, CB, Nebraska
- 2 Stanford Routt, CB, Houston
- 3A Andrew Walter, QB, Arizona State
- 3B Kirk Morrison, LB, San Diego State
- 6A Anttaj Hawthorne, DT, Wisconsin
- 6B Ryan Riddle, LB, California
- 6C Pete McMahan, T, Iowa

**2006**

- 1 Michael Huff, DB, Texas
- 2 Thomas Howard, LB, UTEP
- 3 Paul McQuistan, OL, Weber State
- 4 Darnell Bing, LB, USC
- 6 Kevin Boothe, OL, Cornell
- 7A Chris Morris, OL, Michigan State
- 7B Kevin McMahan, WR, Maine

**2007**

- 1 JaMarcus Russell, QB, LSU
- 2 Zach Miller, TE, Arizona State
- 3A Quentin Moses, DE, Georgia
- 3B Mario Henderson, T, Florida State
- 3C Johnnie Lee Higgins, WR, UTEP
- 4A Michael Bush, RB, Louisville
- 4B John Bowie, CB, Cincinnati
- 5A Jay Richardson, DE, Ohio State
- 5B Eric Frampton, S, Washington State
- 6 Oren O'Neal, RB, Arkansas State
- 7 Jonathan Holland, WR, Louisiana Tech

**2008**

- 1 Darren McFadden, RB, Arkansas
- 4A Tyvon Branch, DB, Connecticut
- 4B Arman Shields, WR, Richmond
- 6 Trevor Scott, DE, Buffalo
- 7 Chaz Schilens, WR, San Diego State

**2009**

- 1 Darrius Heyward-Bey, WR, Maryland
- 2 Mike Mitchell, S, Ohio
- 3 Matt Shaughnessy, DE, Wisconsin
- 4A Louis Murphy, WR, Florida
- 4B Slade Norris, LB, Oregon State
- 6A Stryker Sulak, DE, Missouri
- 6B Brandon Myers, TE, Iowa

**2010**

- 1 Rolando McClain, LB, Alabama
- 2 Lamarr Houston, DE, Texas
- 3 Jared Veldheer, T, Hillsdale
- 4A Bruce Campbell, T, Maryland
- 4B Jacoby Ford, WR, Clemson
- 5 Walter McFadden, CB, Auburn
- 6 Travis Goethel, LB, Arizona State
- 7A Jeremy Ware, CB, Michigan State
- 7B Stevie Brown, S, Michigan

**2011**

- 2 Stefen Wisniewski, C, Penn State
- 3A DeMarcus Van Dyke, CB, Miami
- 3B Joe Barksdale, T, LSU
- 4A Chimdi Chekwa, CB, Ohio State
- 4B Taiwan Jones, RB, Eastern Washington
- 5 Denarius Moore, WR, Tennessee
- 6 Richard Gordon, TE, Miami
- 7 David Ausberry, TE, USC

# RAIDERS HISTORICAL HIGHLIGHTS

## 1959

**August 14**—First organizational meeting held under leadership of league founder Lamar Hunt. **August 22**—American Football League chosen as official name. **November 22**—First draft meeting held, with first round choices composed of: Boston—Gerhard Schwedes; Buffalo—Richie Lucas; Dallas—Don Meredith; Denver—Roger LeClerc; Houston—Billy Cannon; Los Angeles—Monty Stickles; Minneapolis—Dale Hackbart; New York—George Izo. **November 23**—Cooperative television plan adopted by AFL. **November 30**—Joe Foss named league commissioner.

## 1960

**January 26**—Lamar Hunt of the Dallas Texans named first AFL president. **January 27**—First 14-game home-and-away schedule adopted. **January 30**—Oakland group awarded former Minneapolis franchise. **February 9**—Eddie Erdelatz appointed as first head coach of Raiders. **March 3**—Special draft plan adopted to stock Oakland club. **June 9**—AFL signs five-year contract with ABC for network televising of games. **July 30**—First pre-season game held: Boston defeats Buffalo, 28-7, before 16,000 at Buffalo. **September 9**—First league game held: Denver defeats Boston, 13-10, before 21,597 at Boston. **September 11**—Raiders open at home, losing to Houston, 37-22. **December 6**—AFL establishes Player Benefit Fund.

## 1961

**January 1**—First AFL Championship game held: Houston defeats Los Angeles, 24-16, before 32,183. **January 17**—E.W. McGah named president of Raiders as partnership reorganized.

## 1962

**January 7**—First AFL All-Star Game held: West defeats East, 47-27, before 20,973 at San Diego. **June 27**—Special draft of veteran players established to assist Oakland and Denver.

## 1963

**January 15**—Al Davis named head coach and general manager of Raiders. **February 8**—Dallas Texans announce move of franchise to Kansas City, becoming the Chiefs. **March 28**—New York Titans sold to group headed by David (Sonny) Werblin. Club becomes the Jets. **May 11**—AFL allowed Oakland and New York to select players from other franchises to provide more competitive balance. **December 22**—Raiders down Houston, 52-49, to finish one game out of playoffs with 10-4-0 record, first winning season in club history.

## 1964

**January 17**—AFL owners vote to recognize AFL Players' Association, formed just three days earlier. **January 29**—AFL and NBC sign a five-year, \$36-million television contract to begin with 1965 season. **June 1**—AFL announces establishment of pension and hospitalization plans.

## 1965

**February 1**—Construction started on 54,000-seat Oakland Coliseum, completion date set for Aug. 25, 1966. **August 16**—AFL awards expansion franchise for 1966 to Miami.

## 1966

**April 8**—Al Davis, general manager and head coach of Oakland Raiders, is named second Commissioner of American Football League, succeeding Joe Foss. John Rauch hired as Raiders head coach. **June 8**—American Football League and National Football League agree to an alliance that includes common draft and Championship Game. **July 25**—Al Davis resigns as League Commissioner. Milt Woodard appointed President of the American Football League. Davis rejoins Raiders as Managing General Partner. **September 18**—Oakland Raiders open 54,000-seat Oakland-Alameda County Coliseum against Kansas City Chiefs.

## 1967

**January 15**—First World Championship Game played at Los Angeles. NFL champion Green Bay Packers pull away from AFL champion Kansas City in second half to win, 35-10. **January 21**—AFL All-Star Game held in Oakland. East posts first series win, 30-23. **March 14-15**—First AFL-NFL common draft held. **May 24**—Cincinnati awarded AFL expansion franchise. **August-**

**September**—First preseason games between AFL and NFL held, including Sept. 3 meeting between Oakland Raiders and San Francisco 49ers. **December 24**—Raiders finish season with 13-1 mark, best record in AFL history. **December 31**—Raiders rout Houston, 40-7, to win AFL Championship.

## 1968

**January 14**—Super Bowl II: Green Bay pulled away from AFL champions, the Oakland Raiders, to win 33-14. **November 17**—"Heidi" becomes part of sports vocabulary when final minutes of Raiders 43-32 comeback win over New York were cut off to permit television special to begin on time. Viewers were unaware that Raiders scored two late touchdowns to win. **December 22**—Raiders wallop visiting Kansas City, 41-6, to capture Western Division Playoff. **December 29**—Raiders fall to New York Jets, 27-23, in AFL Championship Game at Shea Stadium before 62,627.

## 1969

**February 4**—John Madden appointed Raiders head coach to replace John Rauch, who left to go with Buffalo Bills. **May 10**—Pro football realignment finds Cleveland Browns, Baltimore Colts and Pittsburgh Steelers moving to American League (Conference) in 1970. Colts join Boston, Buffalo, Miami and New York in one division. Browns and Steelers join Houston and Cincinnati in another and Kansas City, Denver, San Diego and Oakland remain together in third division. **June 1**—Veteran AFL player personnel director and administrator Al LoCasale named Executive Assistant for the Raiders. **June 26**—ABC acquires rights to televise NFL regular season Monday night games. **October 19**—Raiders quarterback Daryle Lamonica sets pro record with six touchdown passes in first half to direct a 50-21 win over Buffalo. **October 26**—Raiders defeat San Diego, 24-12, to equal AFL record of unbeaten games at 15. **December 13**—Raiders beat Kansas City, 10-6, in regular season finale and win record-tying third straight AFL Western Division title. **December 21**—Raiders win playoff, set club scoring mark in 56-7 win over Houston.

## 1970

**January 4**—Raiders bow to Kansas City, 17-7, in AFL Championship Game before record Oakland Coliseum crowd of 54,544. **March 16-21**—Pro football owners meet in Honolulu. Uniform rules adopted, including discarding of AFL's two-point conversion option in favor of the one-point kick, acceptance of the NFL game ball and use of players' names on the back of team jerseys. **December 12**—Raiders become first AFC club ever to capture four consecutive Western Division crowns with a 20-6 triumph over the Kansas City Chiefs. **December 27**—Raiders win third straight playoff by defeating AFC Eastern Conference runner-up Miami Dolphins, 21-14, at the Oakland Coliseum.

## 1971

**January 3**—Baltimore Colts defeat Raiders, 27-17, in American Football Conference title game at Baltimore's Memorial Stadium. **September 26**—Raiders commence nine-week unbeaten string by blanking Chargers, 34-0, in San Diego. **December 12**—Field goal with 1:34 left provides Kansas City Chiefs 16-14 victory over visiting Raiders to end Oakland string of four division titles.

## 1972

**March 20-24**—Owners move the in-bounds markers in to 23 yards, 21 inches from each sideline. Former location was 20 yards in from sideline. **December 3**—Raiders return to glory by capturing fifth AFC Western Division title in six seasons with a 21-19 victory against the Chargers in San Diego. **December 17**—Raiders boast winningest record of 1963-72 10-year period (94-36-10) with 10-3-1 finish. **December 23**—Controversial pass deflection on fourth down in final 22 seconds provides Pittsburgh with a 13-7 playoff decision over Raiders, who had taken 7-6 lead with 1:13 left to play.

## 1973

**September 23**—Largest Bay Area crowd to attend a pro game (74,121) fills California Memorial Stadium as Raiders stun Super Bowl Champion Miami, 12-7, on four George Blanda field goals. Dolphin win streak stopped at 18. **December 16**—Raiders down Denver Broncos, 21-17, to capture third consecutive AFC Western Division title and sixth in seven seasons. **December 22**—Oakland returns to AFC Championship Game with 33-14 playoff triumph against Pittsburgh. **December 30**—Miami wins third consecutive AFC title, topping Raiders, 27-10.

## 1974

**April 25**—Rule changes, culminating three years of study, are announced at NFL Owners' meeting in New York. Preseason and regular season games tied after regulation time will be allotted a single 15 minute or sudden death overtime. Goal posts moved to the end line, kickoffs are from the 35-yard line, missed field goals are returned to line of scrimmage or 20-yard line, whichever is farther from goal line; and members of a team kicking from scrimmage (punt or field goal) cannot cross line of scrimmage until ball is kicked. Offensive holding penalty, illegal use of hands and tripping infractions occurring in area of line of scrimmage and three yards beyond are reduced from 15 to 10 yards. Wide receivers blocking back toward the ball three yards from line of scrimmage cannot block below the waist. **September 22**—Raiders begin nine-game winning streak with 27-7 victory over rival Kansas City. **November 18**—Oakland captures seventh AFC Western Division title after only 10 regular season games as Kansas City topples Denver in Monday night clash following Raiders 17-10 Sunday victory over San Diego. **December 14**—Raiders complete 1974 campaign with 27-23 victory over Dallas and best won-loss record in NFL (12-2). **December 21**—Miami's fourth consecutive Super Bowl appearance bid is ended as Raiders defeat the World Champions, 28-26, at the Oakland Coliseum in AFC Playoffs. **December 29**—Pittsburgh defeats Oakland, 24-13, and advances to Super Bowl.

## 1975

**February 7**—Long Island Athletic Club selects Al Davis as NFL Executive of the Year. **March 17**—Pro football owners meet in Honolulu. Rule changes include: Penalties for having an illegal player downfield and offensive pass interference are reduced from 15 to 10 yards. **September 3**—Jim Otto, last original Raider, retires after 15 years as the Raiders' starting center. **September 22**—Raiders snap Miami's 31-game Orange Bowl winning streak with a 31-21 Monday night victory. **November 3**—Raiders become pro football's all-time winningest team since 1960 with a victory over New Orleans to up its all-time record to 129-77-11, a winning percentage of .626. **November 23**—Raiders go into overtime for the first time in history, defeating the Washington Redskins, 26-23, at 7:13 of the extra period. **November 30**—Raiders clinch eighth AFC Western Division title in past nine seasons with a 37-34 overtime victory over Atlanta. **December 21**—George Blanda's second of four extra-point kicks against Kansas City made the 26-year veteran the first player in pro football history to score 2,000 points. **December 28**—Raiders advance to AFC title game with 31-28 win over Cincinnati at home.

## 1976

**January 4**—Raiders bow 16-10 at Pittsburgh in AFC Championship Game. **March 15**—Pro football owners meet in Coronado, Calif. Rule changes adopted include: Official coin toss moved to three minutes before kickoff; two 30-second time clocks will be placed in each end zone so fans can see how long it takes offense to put ball in play. **March 30**—Tampa Bay Buccaneers and Seattle Seahawks complete their selection of veteran players in NFL Expansion draft. Raiders losing Bob Moore, Harold Hart and Louis Carter. **November 21**—Raiders clinch ninth Western Division Championship in 10 years with 26-7 win over the Eagles in Philadelphia. **December 12**—With 24-0 victory over San Diego, Raiders conclude league season with 13-1 record, the best in pro football. **December 18**—Raiders defeat New England, 24-21, in AFC Playoff to advance to Conference Championship. **December 26**—Raiders win AFC Championship with impressive 24-7 win over Pittsburgh at home.

## 1977

**January 9**—Raiders defeat the Minnesota Vikings, 32-14, in Super Bowl XI at the Rose Bowl in Pasadena before a record crowd of 103,424, plus a world-wide television audience of over 130 million. **January 10**—Over 20,000 fans turn out at the Coliseum to greet World Champions on their return to Oakland. **January 29**—Raider Head Coach John Madden named the Washington Touchdown Club's Coach of the Year. **March 5**—Al Davis, Raiders managing general partner, named NFL Executive of the Year. **March 29**—At NFL meetings in Phoenix, owners vote to go to four preseason, 16 regular season game schedule in 1978; Seattle assigned to the AFC Western Division. **June 8**—Raiders players and staff receive World Championship rings. **October 9**—Raiders down Cleveland, 26-10, to win 17th consecutive game, a record topped only seven times in NFL history. **December 11**—Raiders clinch 10th playoff appearance in 11 years with 35-13 win over Minnesota in Coliseum. **December 18**—Raiders beat Kansas City, 21-20, to become first NFL team to win 150 league games since 1960. **December 24**—Raiders defeat Colts at Baltimore, 37-31, in second overtime period to win AFC Playoff and advance to Conference Championship. At 75 minutes and 43 seconds, this game was longest in Raider history and third longest played in NFL to date.

## 1978

**January 1**—Raiders lose, 20-17, at Denver in AFC Championship Game. **March 13**—NFL owners meet in Palm Springs. Rule changes adopted include: liberalized pass protection blocking, elimination of defenders bumping eligible pass receivers more than five yards downfield and the addition of a seventh game official. **June 7**—NFL owners vote to increase active rosters to 45 players. **October 1**—Raiders record in overtime games goes to 4-0 with 25-19 fifth-quarter win over Bears in Chicago. **November 5**—John Madden becomes 13th coach in NFL history to win 100 games as Oakland wins in Kansas City, 20-10. **December 17**—Raiders beat Minnesota Vikings in Coliseum, 27-20, to wrap up 14th consecutive winning season.

## 1979

**January 4**—John Madden retires from football coaching after 12 years with Raiders — two as linebackers coach and 10 as head coach. **February 8**—Tom Flores named as head coach of the Oakland Raiders by Managing General Partner Al Davis. **March 12**—NFL owners meet in Honolulu. Rule changes adopted include: eliminating blocking below the waist on punt and kickoff returns, officials instructed to blow the play dead as soon as the quarterback is in the grasp of any tackler. Active roster for 1979 will be 45 players. **May 11**—Pete Banaszak retires after 13 seasons at running back for the Raiders. **July 1**—Cornerback Willie Brown retires after 12 seasons with Raiders and 16 seasons in the league. **July 9**—Raiders close season ticket sales at an all-time high of 51,825. **July 28**—Raiders play in Pro Football Hall of Fame Game for first time in Canton, Ohio, defeating Dallas, 20-13. **September 2**—New Head Coach Tom Flores gets his first league win as Raiders down the Rams, 24-17, at L.A. Coliseum. **October 14**—Raiders score 50 points for fifth time in team history, defeating Atlanta, 50-19. **December 3**—Raiders run Monday Night record to 13-1-1 with great comeback win against Saints in New Orleans, 42-35. **December 9**—Win over Cleveland, 19-14, earns Raiders 15th straight winning season, tying all-time NFL record set 35 years prior by Chicago. **December 16**—Raiders complete 1979 season having scored in 198 consecutive games.

## 1980

**April 29**—Raiders select BYU quarterback Marc Wilson, nation's leading passer, in first round of college player draft. **August 2**—Original Raider Jim Otto, starting center for 210 consecutive league games from 1960 through 1974, is inducted into Pro Football Hall of Fame in Canton, Ohio. **September 7**—Raiders open 21st season with 27-14 win over Chiefs in Kansas City. **December 1**—Raiders become first team in NFL history to earn 16 consecutive winning seasons. The 9-3 win over Denver runs Monday Night Football record to 16-1-1, best record in NFL. **December 21**—With a 33-17 victory over the N.Y. Giants, the Raiders concluded the league season with an 11-5 record, tied for first place in AFC West and entered the playoffs for the 11th time since 1967. Raiders now have scored in 214 consecutive league games. **December 28**—Raiders defeat Houston, 27-7, in AFC Wild Card Playoff.

## 1981

**January 4**—Raiders defeat Cleveland, 14-12, in AFC Playoff Game played in sub-zero weather to advance to Conference Championship. **January 11**—Raiders win AFC Championship against Chargers in San Diego, 34-27. **January 25**—Raiders win World Championship of Professional Football for second time in five years by downing Philadelphia Eagles, 27-10, in Super Bowl XV at the Superdome in New Orleans before a crowd of 75,500, plus a world-wide television audience of over 125 million. **March 15**—NFL owners meet in Hawaii. Rule changes adopted include prohibition against use of adhesive or slippery substances on the body, equipment or uniform of any player. **April 28**—With two first round draft choices for first time in club history, Raiders select Texas Tech defensive back Ted Watts and University of Washington offensive tackle Curt Marsh. **August 1**—Raider quarterback and place kicker George Blanda, leading scorer in both NFL and Raider history, is inducted into Pro Football Hall of Fame in Canton, Ohio. **August 2**—Raiders players and staff receive World Championship rings in ceremony at Kaiser Center. **September 20**—Raiders score in 217th consecutive game, downing Seattle, 20-10. **December 7**—Raiders down Pittsburgh, 30-27, to run Monday Night Football record to 18-1-1.

## 1982

**April 27**—Raiders select USC running back Marcus Allen, 1981 Heisman Trophy winner, in first round of draft. **May 7**—U.S. Federal District Court Jury unanimously finds for the Raiders and against the NFL on both the antitrust count and bad faith charges setting up court order to prevent Raiders from being illegally stopped from moving to Los Angeles. **August 29**—Los

Angeles Raiders play first home preseason game in the L.A. Coliseum downing the Green Bay Packers, 24-3. **September 12**—Raiders open 23rd season with 23-17 win over defending Super Bowl Champion 49ers in San Francisco. **November 22**—After 57-day strike by NFL players, season resumes and Los Angeles Raiders finally play their first home league game, overcoming a 24-point deficit to defeat the San Diego Chargers, 28-24. **December 12**—Raiders down Chiefs in final seconds in Kansas City, 21-16, to clinch 17th winning season in last 18 years and earn 200th league win in club's history. **December 18**—Raiders record first million-dollar home league game gate in NFL history while downing the Rams, 37-31.

### 1983

**January 2**—In game added to original schedule as part of strike settlement, Raiders beat Chargers in San Diego, 41-34, to finish shortened 1982 league season with a league-best 8-1-0 record. Raiders win 10th Division Championship since 1967 and enter playoffs for the 12th time. **January 8**—Raiders triumph, 27-10, over Cleveland Browns in Coliseum in first round of playoffs and record 16th postseason game win since 1967. **January 15**—Record playoff gate established as 90,688 tickets issued for Raiders Coliseum playoff game against the Jets, won by New York, 17-14. Only 651 no-shows as home crowd of 90,037 is top non-Super Bowl attendance in recent years of NFL play. **April 13**—Federal District Court jury awards Los Angeles Raiders almost \$35,000,000 in compensatory damages from NFL for anti-trust and bad faith violations. Los Angeles Memorial Coliseum awarded nearly \$15 million in damages in same decision. **April 26**—Raiders select USC offensive tackle Don Mosebar in first round of college draft. **May 5**—Raiders hold their first workouts at new Los Angeles area facility in El Segundo during off-season rookie camp. **May 19**—Raider veterans have initial opportunity to utilize team's new facilities at first mini-camp held in Los Angeles. **May 31**—50,000 watt KRLA Radio becomes the flagship station of the expanding Raider Radio Network for 1983-85. **July 15**—Raiders open 1983 training camp at El Rancho Motel complex in Santa Rosa. **July 22**—California State Superior Court upholds the Raiders move to Los Angeles by ruling against City of Oakland and for the Raiders in Eminent Domain case heard in Monterey County. Court rules City does not have the right to acquire the Raiders through condemnation. **August 6**—Raiders begin 24th season of play in preseason opener against San Francisco in the L.A. Coliseum. **September 4**—Raiders open 24th season with 20-10 victory over Bengals in Cincinnati. **September 17**—E.W. McGah, courageous Raider General Partner and the only remaining original partner, who added stability and credibility to the franchise for three decades, dies at age 84. **September 19**—With 27-14 win over Miami in Coliseum, Raiders raise Monday Night Football record to an incredible 20-2-1. **November 13**—Raiders down Bills in final seconds in Buffalo, 27-24, to clinch 18th winning season in last 19 years.

### 1984

**January 1**—Raiders triumph, 38-10, over Pittsburgh Steelers in AFC Playoff Game before AFC record playoff crowd (92,434 tickets issued). **January 8**—Raiders down Seattle Seahawks, 30-14, before largest championship game crowd in AFC history (92,335 tickets issued) to win 11th conference championship. **January 22**—Raiders win World Championship of Professional Football for third time in eight years by defeating Washington Redskins, 38-9, in Super Bowl XVIII at Tampa Stadium in Tampa, Florida before crowd of 72,290 and a world-wide radio and television audience of over 125 million. **January 24**—World Champion Raiders presented with key to City of Los Angeles in ceremony on steps of City Hall before record crowd for sports celebration. **February 28**—Federal Court of Appeals upholds unanimous jury verdict for Raiders reached earlier in Federal District Court on both the anti-trust count and the bad faith charges. **May 26**—Raiders players and staff receive World Championship rings in ceremony at Beverly Hilton Hotel. **July 16**—California State Superior Court again upholds Raiders move to Los Angeles by ruling against City of Oakland and for the Raiders in Eminent Domain case. **July 28**—Former cornerback Willie Brown becomes third Raider player inducted into Pro Football Hall of Fame in Canton, Ohio. **September 2**—Raiders open 25th anniversary season with 24-14 win over Oilers in Houston. **September 16**—Raiders down Chiefs in Kansas City, 22-20, to earn Tom Flores his 50th league win since becoming head coach in 1979. **October 28**—92,469 tickets issued for game against Denver in the Los Angeles Memorial Coliseum sets all-time Raider record. **November 5**—United States Supreme Court upholds Raider victory in antitrust case against the NFL by refusing to alter previous favorable decisions for the Raiders made by United States Federal Court of Appeals panel and United States Federal District Court jury. **November 25**—Raiders down Indianapolis Colts, 21-7, in Coliseum to clinch 19th winning season in last 20 years. **December 9**—Raiders assured of postseason playoff berth for 14th time in last 18 years. **December 10**—With 24-3 win

over Detroit in Pontiac Silverdome, Raiders raise Monday Night Football record to an unparalleled 22-3-1. **December 22**—Raiders lose, 13-7, at Seattle in AFC Wild Card Playoff Game.

## 1985

**January 27**—Eight Raiders play with victorious AFC All-Stars who down NFC, 22-14, in Pro Bowl in Honolulu. **April 9**—Raiders enter into agreement to hold preseason training camps in Oxnard. **April 30**—Raiders select Florida State wide receiver Jessie Hester in first round of college draft. **July 18**—Raiders open first Southern California preseason training camp in Oxnard. **August 3**—Raiders host first Family Day in Southern California before club record 12,000 fans at Oxnard High. **September 3**—Largest crowd in Los Angeles Chamber of Commerce sports banquet history turns out to honor Raiders prior to opening of season. **September 8**—Raiders open 26th season in Coliseum with 31-0 shutout of N.Y. Jets before largest first home crowd in team history. **September 22**—92,487 tickets issued for home game against San Francisco in the Los Angeles Memorial Coliseum sets all-time Raider ticket record and new NFL league game gate record. **November 15**—California State Court of Appeals rules in favor of the Raiders in the Eminent Domain case initiated by the City of Oakland. Court determines that Oakland's "proposed exercise of eminent domain power would violate the commerce clause of the U.S. Constitution." **December 1**—Raiders defeat Falcons, 34-24, in Atlanta to clinch 20th winning season in last 21 years. **December 15**—Raiders earn playoff berth for 15th time in last 19 years and fourth time in their four seasons in Los Angeles by defeating Seattle, 13-3, in Coliseum. Win assures Raiders of 13th Western Division Championship or co-championship. **December 23**—With 16-6 win over Rams in Anaheim, Raiders raise league's best Monday night record to 24-3-1. Victory gives Tom Flores his 70th league game win in seven years as Raiders head coach.

## 1986

**January 5**—Raiders lose to New England, 27-20, in AFC Playoff Game before NFL postseason high of 89,289 in Coliseum. **February 27**—California State Supreme Court again upholds Raiders move to Los Angeles by refusing to alter previous favorable decision in State Court of Appeals for the Raiders and against City of Oakland in Eminent Domain case. **April 29**—Raiders select University of Pittsburgh defensive end Bob Buczkowski in first round of college draft. **June 11**—George Anderson, Raider head trainer since 1960, inducted into National Athletic Trainers' Association Hall of Fame. **June 30**—U.S. Supreme Court upholds Raiders move to Los Angeles by refusing to alter prior series of favorable decisions in California state courts for Raiders and against City of Oakland in Eminent Domain case. **October 12**—Raiders defeat Seattle, 14-10, to record 200th league victory against an AFC team. **November 2**—Raiders set all-time club single game record with 92,496 tickets issued for home game against Denver. **November 16**—Raiders down Cleveland, 27-14, to win 50th league game since relocation to Los Angeles in 1982.

## 1987

**January 24**—Former offensive guard Gene Upshaw becomes fourth Raider voted into Pro Football Hall of Fame, joining center Jim Otto, quarterback-kicker George Blanda and cornerback Willie Brown. **April 28**—Raiders select Missouri offensive tackle John Clay in first round of college draft. **July 22**—Raiders open new training camp headquarters at Radisson Hotel in Oxnard. **August 8**—Former Raider offensive guard Gene Upshaw inducted into Pro Football Hall of Fame in ceremony at Canton, Ohio, with presentation speech made by Raider Owner-Managing General Partner Al Davis. **September 13**—Raiders open 28th league season with 20-0 shutout victory against Packers in Green Bay. **November 30**—Raiders become first NFL team to win 250 league games since 1960 by defeating Seattle, 37-14. Win raises Raiders Monday Night Football record to league-best 25-5-1. **December 27**—Ticket count of 86,011 for Raiders home game against Chicago is tops in NFL for 1987.

## 1988

**January 20**—Tom Flores retires as Raiders head football coach after nine years and 91 wins including two World Championships. **January 30**—Former wide receiver Fred Biletnikoff becomes fifth Raider voted into Pro Football Hall of Fame. **February 29**—Mike Shanahan named as head coach of the Raiders. **April 24**—Raiders have three first round draft choices for first time in club history, select Notre Dame wide receiver Tim Brown, University of Tennessee cornerback Terry McDaniel and University of Illinois defensive end Scott Davis. **July 30**—Former Raider wide receiver Fred Biletnikoff inducted into Pro Football Hall of Fame in ceremony at Canton, Ohio with presentation speech made by Raider Owner-Managing General Partner Al Davis. **September 26**—Raiders defeat Broncos in overtime, 30-27, in Denver to run Monday Night Football record

to 26-5-1. **November 16**—Raiders agree to settlement offer for damages from City of Oakland to complete victory in Eminent Domain case that began in 1980. **December 18**—Final game loss to Seahawks in Coliseum prevents Raiders from winning AFC Western Division title and being in playoffs.

### 1989

**January 21**—Former 15-year offensive tackle Art Shell becomes sixth Raider voted into Pro Football Hall of Fame, joining teammates center Jim Otto, quarterback-kicker George Blanda, cornerback Willie Brown, guard Gene Upshaw and wide receiver Fred Biletnikoff. **March 4**—Raiders agree to settlement offer for damages from National Football League to complete Federal Anti-Trust case won by Raiders over right to relocate. **April 23**—Raiders use second round choice obtained in draft-day trade with Dallas Cowboys to select Penn State guard Steve Wisniewski as Raiders top pick in 1989 college player draft. **August 5**—Former Raider offensive tackle Art Shell inducted into Pro Football Hall of Fame in ceremony in Canton, Ohio with presentation speech made by Raider Owner-Managing General Partner Al Davis. **October 3**—Art Shell named as head coach of Raiders, replacing Mike Shanahan who was released the previous day. **October 9**—Art Shell records first win as head coach with 14-7 victory over N.Y. Jets in Giants Stadium to run Monday Night Football record to 27-6-1. **December 3**—Raiders defeat Denver Broncos, 16-13, in overtime before 90,016, largest ticket count in NFL in 1989.

### 1990

**January 27**—Ted Hendricks, who wore the Silver and Black from 1975-83, becomes seventh Raider voted into Pro Football Hall of Fame. **April 22**—Raiders select Arizona defensive end Anthony Smith in first round of college draft. **August 4**—Ted Hendricks inducted into Pro Football Hall of Fame in ceremony in Canton, Ohio, with presentation speech made by Raider Owner Al Davis. **August 5**—Raiders play New Orleans Saints in historic Wembley Stadium in London in first Raider preseason game ever in a foreign country. **September 9**—Raiders open 31st season and ninth in Los Angeles with 14-9 win over Denver Broncos in the L.A. Memorial Coliseum for the Silver and Black's 150th home league game victory. **December 10**—Win over Detroit, 38-31, in Pontiac Silverdome earns Raiders their 275th league game victory — most by any NFL team since 1960. **December 30**—Win over San Diego Chargers, 17-12, in Coliseum earns Raiders their 14th AFC Division Championship and 16th season in the playoffs.

### 1991

**January 13**—Raiders defeat Cincinnati Bengals, 20-10, to record 20th postseason victory. Coliseum ticket count of 92,488 is largest in NFL for the 1990 season. **April 21**—Raiders select University of Southern California quarterback Todd Marinovich in first round of college player draft. **May 24**—Raider Owner Al Davis presented first NFL Players Association Award of Excellence "for his contributions to the men who played the game." **August 4**—Raiders pay first visit to Japan to play preseason game against the Miami Dolphins. **September 29**—Raiders defeat San Francisco, 12-6, before 92,488 at Los Angeles Memorial Coliseum, top ticket count in NFL for 1991.

### 1992

**January 25**—Raiders Owner-Leader Al Davis voted into Pro Football Hall of Fame. **February 2**—Eight Raider players, as many as any other NFL team, play in Pro Bowl in Honolulu. **April 26**—Raiders select Clemson defensive lineman Chester McGlockton in first round of draft. **August 1**—Raiders Owner-Leader Al Davis inducted into Pro Football Hall of Fame in ceremony in Canton, Ohio, with presentation speech made by former Raiders head coach and TV analyst John Madden. **August 8**—Los Angeles Raiders begin second decade of play since relocating from Oakland on the road with preseason game against the 49ers in San Francisco.

### 1993

**February 7**—Raider cornerback Terry McDaniell, who along with defensive lineman Howie Long represented the Raiders, scoops up fumble and returns it 27 yards for touchdown to lead AFC over NFC in Pro Bowl in Honolulu. **February 17**—Renovation begins on Los Angeles Memorial Coliseum to provide more "intimate" facility for Raiders and their fans. Stadium capacity will be reduced from NFL-high 92,488 to 67,800. **April 25**—Raiders select Texas A&M safety Patrick Bates in the first round of college player draft. **September 5**—Raiders play first game in renovated Coliseum, beating Minnesota Vikings, 24-7, in 1993 NFL league season opener.

## 1994

**January 2**—In front of a sellout crowd of 67,800 at the Coliseum, the Raiders overcome a 17-point fourth quarter deficit to beat Denver, 33-30, in overtime to qualify for the playoffs for the 18th time. **January 9**—The Raiders, in front of another sellout at the Coliseum, beat Denver for the third time during the 1993 season in the AFC Wild Card Playoff, 42-24. **January 15**—The Raiders, playing in sub-zero temperatures in Buffalo, narrowly lose to the Bills, 29-23, falling one win short of the AFC Championship Game. **April 24**—The Raiders select Michigan State line-backer Rob Fredrickson in the first round of the 1994 college player draft. **July 31**—The Silver and Black travel overseas for their third American Bowl in five years to play in Barcelona, Spain against Denver. The game was played in Montjuic Stadium, the site of the opening and closing ceremonies of the 1992 Summer Olympics.

## 1995

**February 2**—Mike White becomes 10th head coach in 35-year history of the Raiders, replacing Art Shell. **April 22**—The Raiders select University of Washington running back Napoleon Kaufman in the first round of the 1995 draft. **June 23**—Letter of intent is signed between the Raiders and the Oakland Coliseum. **August 7**—Agreement is signed during ceremony held in locker room at Oakland-Alameda County Coliseum. Coliseum representatives declared a sold out stadium for 1995 and Board President George Vukasin stated that the Raiders will enjoy "sell-outs" for decades to come. **August 12**—Raiders play first home preseason game after relocating to Oakland against St. Louis Rams at Oakland-Alameda County Coliseum. **September 3**—Raiders kick off their 23rd league season in Oakland with a 1995 home opener against defending AFC Champion San Diego Chargers.

## 1996

**March 27**—Raiders announce plans to hold summer training camp in Napa, Calif. with team being housed at the Napa Marriott Hotel and practices held on the grounds of the adjacent Redwood Middle School. **April 20**—The Raiders select Ohio State tight end Rickey Dudley in the first round of the 1996 draft. **June 17**—Raiders move into Alameda facility, just one mile from the team's old training facility on Doolittle Drive. "This is the final step in a tremendous process of relocating the organization. This state-of-the-art facility will provide the Raiders organization a positive, winning environment. When completed, this facility will be the finest in all of professional sports and will provide a solid base for years to come, as the true greatness of the Raiders is in its future." **July 12**—Raiders open training camp in Napa. **July 27**—Raiders open 1996 preseason vs. Cowboys in Dallas. **September 1**—Raiders open their 37th league season of pro football with inaugural league contest in Baltimore vs. Ravens. **September 15**—Raiders open 1996 home league schedule against Jacksonville in newly-renovated Oakland-Alameda County Coliseum.

## 1997

**January 25**—Former defensive back Mike Haynes becomes the ninth Raider voted into Pro Football Hall of Fame. **January 30**—Raiders name Joe Bugel — whose coaching career has spanned four decades — as head coach. Bugel, 56, becomes the 11th head coach in the organization's 37 years of professional football competition. Bugel is a veteran with over 30 years of coaching, including 21 in the NFL and the last two with the Silver and Black as the team's assistant head coach/offense. **February 2**—Three Raiders play in Pro Bowl in Honolulu: wide receiver Tim Brown, cornerback Terry McDaniel and defensive tackle Chester McGlockton. **March 31**—The Raiders moved up eight spots in the first round of the NFL Draft, acquiring the second overall selection in a trade with the New Orleans Saints. **April 19**—Raiders select USC defensive lineman Darrell Russell in the first round of the 1997 NFL Draft. **May 8**—The Silver and Black and Susquehanna Radio Corp. announce that Raider games will be carried on "The Ticket," 1050 AM, the Bay Area's newest all-sports radio station. **July 19**—Raiders open second year of training camp in Napa. **July 26**—Former Raider cornerback Mike Haynes inducted into Pro Football Hall of Fame in ceremony in Canton, Ohio. **August 31**—Silver and Black open their 38th league season of pro football and 25th year as Oakland Raiders with inaugural league contest vs. the Tennessee Oilers in Memphis. **September 8**—Raiders open 1997 home league schedule on Monday Night against Kansas City Chiefs at the Oakland- Alameda County Coliseum. **December 21**—Tim Brown passed Pro Football Hall of Famer Fred Biletnikoff for the top spot on the Raiders all-time receiving list after catching a 20-yard pass from Jeff George in the first quarter of Raiders-Jacksonville contest. Biletnikoff, the Raiders receivers coach, had 589 career catches. Brown also set a Raiders record for receptions in a single game against Jacksonville with 14, breaking his own record of 12 on Nov. 19, 1995 against Dallas.

## 1998

**January 22**—Jon Gruden named as head coach of the Oakland Raiders. Gruden, 34, becomes the youngest head coach employed in the NFL and the third-youngest in the history of the Silver and Black. Raiders Owner Al Davis was 33 when he was named head coach and general manager in 1963 while John Madden was 32 when he was promoted to head coach in 1969. **February 1**—Three Raiders play in Pro Bowl: wide receiver Tim Brown, defensive tackle Chester McGlockton and guard Steve Wisniewski. **April 19**—Raiders select Michigan defensive back Charles Woodson with the fourth overall pick in the 1998 draft. Woodson is the first primarily defensive player to ever win the Heisman. The Raiders made a draft day trade to acquire Tampa Bay's first round pick and select Florida tackle Mo Collins. **July 21**—Raiders open training camp in Napa. **August 8**—Raiders open 1998 preseason in Dallas vs. Cowboys. **September 6**—Raiders open league season on the road with Sunday night contest in Kansas City against Chiefs. **December 26**—Raiders play regular season finale vs. their season opening opponent, Kansas City, this time at Network Associates Coliseum.

## 1999

**February 7**—Two Raider players — second-year defensive tackle Darrell Russell and rookie cornerback Charles Woodson — play in the NFC-AFC Pro Bowl in Honolulu. **April 17**—Raiders select University of Georgia offensive lineman Matt Stinchcomb in the first round of the NFL Draft. **July 23**—Raiders open training camp in Napa, Calif. **August 7**—Raiders open 1999 preseason in St. Louis vs. Rams. Former Raider running back Eric Dickerson is inducted into Pro Football Hall of Fame in ceremony in Canton, Ohio. **September 12**—Raiders open 40th regular season in Green Bay vs. Packers.

## 2000

**February 6**—Three Raider players, quarterback Rich Gannon, defensive tackle Darrell Russell and cornerback Charles Woodson, play in the NFC-AFC Pro Bowl in Honolulu. Another Raider, Tim Brown, was voted to his eighth Pro Bowl (which ties a Raiders record) but did not play. **April 15**—Raiders select Florida State placekicker Sebastian Janikowski in the first round of the NFL Draft. **July 21**—Raiders open training camp in Napa. **July 29**—Former Raider greets Howie Long and Ronnie Lott inducted into Pro Football Hall of Fame in Canton, Ohio ceremony. **August 5**—Raiders open 2000 preseason in St. Louis vs. Super Bowl champion Rams. **September 3**—Raiders open 41st regular season at home vs. San Diego Chargers.

## 2001

**January 6**—Raiders, AFC West Champs and following a bye, defeat Miami Dolphins 27-0 in Divisional Playoff game at Network Associates Coliseum. **January 14**—Raiders host AFC Championship Game vs. Baltimore Ravens. **February 4**—Four Raider players — quarterback Rich Gannon, cornerback Charles Woodson, and offensive linemen Lincoln Kennedy and Steve Wisniewski — play for victorious AFC in Pro Bowl at Honolulu that was coached by Jon Gruden and his Raiders assistants. Gannon is also named the game's MVP. **April 21**—Raiders select Florida State defensive back Derrick Gibson in the first round of the NFL Draft. **July 20**—Raiders open training camp in Napa. **August 4**—Raiders open 2001 preseason vs. Dallas Cowboys at Network Associates Coliseum. **August 27**—Raiders face Cowboys in Monday Night American Bowl preseason contest in Mexico City. **September 9**—Raiders open 42nd regular season in Kansas City vs. Chiefs.

## 2002

**January 12**—Raiders, AFC West Champs for the second straight year, defeat New York Jets, 38-24, in Wild Card Playoff game at Network Associates Coliseum. **January 19**—Raiders lose controversial Divisional Playoff Game to New England Patriots, 16-13, in overtime. **February 9**—Five Raider players — wide receiver Tim Brown, quarterback Rich Gannon, cornerback Charles Woodson, offensive lineman Lincoln Kennedy and punter Shane Lechler — play for victorious AFC in Pro Bowl at Honolulu. Gannon is named the game's MVP for the second straight year. **March 12**—Offensive Coordinator Bill Callahan is named as the 13th head coach in Raiders history. **April 20**—Raiders select Miami defensive back Phillip Buchanon and Northwestern linebacker Napoleon Harris in the first round of the NFL Draft. **July 25**—Raiders open training camp in Napa. **August 3**—Raiders Legend Dave Casper is inducted into Pro Football Hall of Fame in ceremony at Canton, Ohio. **August 9**—Raiders open 2002 preseason against Cowboys in Dallas. **September 8**—Raiders open 43rd regular season of pro football competition against the Seattle Seahawks at Network Associates Coliseum. **September 15**—Rich Gannon sets an NFL

record for most completions in non-overtime game with 43 during 30-17 win at Pittsburgh. **September 29**—With 151 yards during 52-25 win over Tennessee, Jerry Rice becomes the NFL's all-time leader in yards from scrimmage. In same game, Rod Woodson returns interception 82 yards for score to become NFL leader for most career interception return yards. **November 11**—Rich Gannon sets NFL record for consecutive completions with 21 during 34-10 win at Denver. **November 17**—Tim Brown breaks Gene Upshaw's Raiders record for most games played in Silver and Black (217). **November 24**—Raiders reach 400-win mark in regular and postseason contests with 41-20 win over Arizona. **December 2**—Tim Brown joins Raiders teammate Jerry Rice and Cris Carter as only the third player in NFL history to catch 1,000 passes during 26-20 win over N.Y. Jets. **December 22**—Raiders clinch third straight AFC West title with 28-16 win over Denver. After connecting on 18 passes in that game, Rich Gannon sets new NFL single season completions record (404).

## 2003

**January 19**—Raiders record 25th postseason victory — most of any AFC team — in 41-24 win over Tennessee for AFC Championship before second-largest crowd (62,544) in Oakland post-season history. **January 26**—Raiders become only team in pro football history to play in Super Bowls in four different decades with appearance in Super Bowl XXXVII in San Diego. **February 2**—Four Raiders — quarterback Rich Gannon, tackle Lincoln Kennedy, wide receiver Jerry Rice and safety Rod Woodson — play in Pro Bowl in Honolulu. **April 19**—Raiders select defensive back Nnamdi Asomugha and defensive lineman Tyler Brayton in the first round of the 2003 NFL Draft. **September 7**—Raiders open 44th season in a nationally televised game at Tennessee against the Titans.

## 2004

**January 26**—The Raiders name Norv Turner head coach. **January 31**—Bob Brown was selected for induction into the Pro Football Hall of Fame. **April 24**—Raiders select offensive tackle Robert Gallery in the first round of the 2004 NFL Draft. **May 7**—The Raiders accept an offer to have its 2004 games broadcast on KSFO 560 AM, the Bay Area's Talk Leader. KSFO, the popular Bay Area talk radio station, will serve as the anchor for the multi-state, multi-station Raiders Radio Network. Raider broadcasts will include extensive pre-and postgame shows as well as Raider-specific programming during the week. **July 30**—Raiders open training camp in Napa. **August 7**—Bob Brown becomes 15th Raider to be inducted into the Pro Football Hall of Fame. **August 14**—Raiders open preseason play on road vs. San Francisco 49ers. **September 12**—Raiders begin 45th season of pro football competition with regular season opener against Steelers in Pittsburgh. **September 19**—Raiders begin home slate vs. Buffalo.

## 2005

**February 12**—Defensive end Derrick Burgess, among the top free agent acquisitions in the NFL, represents the Raiders in the Pro Bowl. Burgess led the NFL in sacks with a team-record 16. **April 24**—Raiders select cornerback Fabian Washington in the first round of the 2005 NFL Draft. **July 28**—Raiders open training camp in Napa. **August 13**—Raiders open preseason play on road vs. San Francisco 49ers. **September 8**—Raiders begin 46th season of pro football competition with regular season opener vs. Patriots in New England in Thursday night NFL inaugural contest for 2005. **September 18**—Raiders begin home slate against Kansas City.

## 2006

**February 10**—Pro Football Hall of Famer Art Shell returns for his second stint as Raiders head coach. **April 29**—Raiders select University of Texas defensive back Michael Huff in the first round of the 2006 NFL Draft. **July 24**—Raiders open training camp in Napa. **August 5**—John Madden, former Raiders head coach and leading pro football television analyst, inducted into the Pro Football Hall of Fame with presentation speech made by Raider Owner Al Davis. **August 6**—Raiders open preseason play in Hall of Fame game vs. Philadelphia in Canton, Ohio. **September 11**—Raiders begin 47th season of pro football competition with regular season opener vs. San Diego Chargers in nationally televised prime time-contest on ESPN at McAfee Coliseum in Oakland.

## 2007

**January 23**—Lane Kiffin introduced as new Raiders head coach. **April 28**—Raiders select LSU quarterback JaMarcus Russell with the first overall pick in the 2007 NFL Draft. **July 26**—Raiders open training camp in Napa. **August 11**—Raiders open preseason vs. Arizona Cardinals at

McAfee Coliseum in Oakland. **September 9**—Raiders begin 48th season of pro football competition with regular season opener vs. Detroit Lions at McAfee Coliseum. **December 2**—Raiders record 400th all-time regular season victory with 34-20 win over Denver Broncos at McAfee Coliseum.

## 2008

**April 26**—Raiders select Arkansas running back Darren McFadden in the first round of the 2008 NFL Draft. **July 24**—Raiders open training camp in Napa. **August 8**—Raiders open preseason vs. San Francisco 49ers at McAfee Coliseum in Oakland. **September 8**—Raiders begin 49th season of pro football competition with regular season opener on Monday Night vs. Denver Broncos at McAfee Coliseum. **September 30**—Tom Cable introduced as Raiders interim head coach. **October 19**—Sebastian Janikowski sets a franchise and NFL overtime record by kicking a 57-yard field goal to beat the New York Jets, 16-13. **November 9**—Sebastian Janikowski becomes Raiders all-time scoring leader, surpassing Pro Football Hall of Famer George Blanda's franchise mark of 863 career points.

## 2009

**February 4**—Raiders name Tom Cable permanent head coach. **February 8**—Cornerback Nnamdi Asomugha and punter Shane Lechler represent the Raiders at the Pro Bowl. **April 26**—Raiders select Maryland wide receiver Darrius Heyward-Bey in the first round of the 2009 NFL Draft. **July 29**—Raiders open training camp in Napa. **August 8**—Former Raiders safety Rod Woodson inducted into the Pro Football Hall of Fame. **August 13**—Raiders open preseason vs. Dallas Cowboys at Oakland-Alameda County Coliseum. **September 14**—Raiders begin 50th season of pro football competition with regular season opener on Monday Night vs. San Diego Chargers at Oakland-Alameda County Coliseum. **December 27**—Sebastian Janikowski sets a Raiders record with a 61-yard field goal at Cleveland, marking the third-longest field goal in NFL history.

## 2010

**January 3**—Sebastian Janikowski reaches 1,000 career points with a 39-yard field goal against the Baltimore Ravens. **January 31**—Cornerback Nnamdi Asomugha, long snapper Jon Condo and punter Shane Lechler represent the Raiders at the Pro Bowl. **March 31**—Raiders announce multi-year agreement with CBS RADIO San Francisco's Live 105 (105.3 KITS-FM) and KFRC-AM 1550 to broadcast all preseason, regular season and postseason games. **April 22**—Raiders select Alabama linebacker Rolando McClain in the first round of the 2010 NFL Draft. **July 28**—Raiders open training camp in Napa. **August 7**—Former Raiders wide receiver Jerry Rice inducted into the Pro Football Hall of Fame. **August 12**—Raiders open preseason against the Dallas Cowboys on the road. **September 12**—Raiders begin 51st season of pro football competition at Tennessee. **September 19**—Raiders open home slate against St. Louis Rams at Oakland-Alameda County Coliseum. **October 24**—Raiders set franchise record by scoring 59 points in a win at Denver. **December 26**—Rookie Jacoby Ford sets a Raiders season and career record with his third kickoff return for a touchdown in 2010. Janikowski sets franchise single season scoring record, surpassing record of 132 set by Jeff Jaeger in 1993.

## 2011

**January 2**—Raiders conclude sweep of AFC West opponents on the season with 31-10 victory at Kansas City. **January 18**—Hue Jackson named head coach of the Raiders. **January 31**—Cornerback Nnamdi Asomugha, punter Shane Lechler and tight end Zach Miller represent the Raiders at the Pro Bowl. **April 29**—Raiders select Penn State offensive lineman Stefan Wisniewski in the second round of the 2011 NFL Draft. **July 27**—Raiders open training camp in Napa. **August 11**—Raiders open preseason at home vs. Arizona Cardinals at O.co Coliseum. **September 12**—Raiders begin 52nd season of pro football competition on Monday Night Football at Denver in regular season opener. **September 25**—Raiders open home schedule vs. New York Jets at O.co Coliseum.